

# BGSU FALCON FOOTBALL

2015 MEDIA GUIDE







# 2015 MEDIA GUIDE • TABLE OF CONTENTS

## BGSU Football Information

Media Information .....	2-3
Bowling Green State University Football .....	4-21

## Season Outlook

2015 Outlook .....	23-25
BGSU Football By The Numbers .....	26
Alphabetical Roster .....	27-28
Numerical Roster .....	29-30
Schedule .....	31
Depth Chart .....	32

## Coaches & Staff

Head Coach Dino Babers .....	34-35
Assistant Coaches/Support Staff .....	36-48

## Player Bios

Returning Players .....	50-66
Newcomers .....	67-72

## Opponent Info

All-Time Records .....	74
Tennessee/Maryland .....	75
Memphis/Purdue .....	76
Buffalo/UMass .....	77
Akron/Kent State .....	78
Ohio/Western Michigan .....	79
Toledo/Ball State .....	80
Series Records .....	81-82
The Mid-American Conference .....	83-85

## 2014 Information

2014 Statistics .....	87-92
Game Recaps .....	94-100
2014 MAC Statistics .....	101-104

## BGSU History

Falcon Tradition .....	106-109
Year-By-Year Records .....	110
All-Americans .....	111-112
Bowl Games .....	113-123
All-MAC Performers .....	124
Championship/Postseason Teams .....	125-133
Players In The NFL .....	134

## Record Book

Individual Records .....	136-141
Team Records .....	142-143
Miscellaneous Records .....	144-149
All-Time Assistant Coaches .....	150
Honors .....	151-153
Hall Of Fame .....	154
Milestones .....	155-158
Through The Years .....	159-163
Head Coaches .....	164
Letterwinners .....	165-168
Spirit & Traditions .....	169-170
Doyt L. Perry Stadium .....	171-172
Athletic Hall Of Fame .....	173

## University Administration

President Dr. Mary Ellen Mazey, PhD .....	174
Athletic Director Chris Kingston .....	175
BGSU Athletics Administration .....	176

## BGSU Quick Facts

School .....	Bowling Green State University
Location .....	Bowling Green, Ohio 43403-0030
Founded .....	1910
Enrollment .....	17, 558
Nickname .....	Falcons
Colors .....	Orange & Brown
Affiliation .....	NCAA Division I
Conference .....	Mid-American, East Division (MAC)
Stadium .....	Doyt Perry Stadium (24,000)
Surface .....	FieldTurf
University President .....	Mary Ellen Mazey, PhD
Director of Athletics .....	Chris Kingston
Faculty Representative .....	Dr. Lee Meserve
Athletics Dept. Phone .....	(419) 372-2401
Athletics Website .....	BGSUFalcons.com

## Coaching Staff

Head Coach .....	Dino Babers (Hawai'i '84; Arizona State '88)
Record at BGSU .....	8-6 (2nd season)
Career Record .....	27-13 (3 seasons)
Assistant HC/WR .....	Kim McCloud (Hawai'i '91), 2nd
Defensive Coordinator/LB .....	Brian Ward (McPherson, '97), 1st
Co-Offensive Coord./OL .....	Mike Lynch (Montana, '00), 2nd
Co-Offensive Coord./QB .....	Sean Lewis (Wisconsin, '07), 2nd
Special Teams Coordinator/DL .....	Tom Kaufman (John Carroll '03), 2nd
Secondary .....	Nick Monroe (St. Cloud St., '01), 6th
Offensive Line .....	Tom Freeman (San Diego St. '69), 2nd
Cornerbacks .....	Mike Mickens (Cincinnati '11), 2nd
Wide Receivers .....	Andrew Sowder (Baylor, '11), 2nd
Defensive GA/DL .....	Ben Olson (Eastern Illinois '13), 2nd
Offensive GA/RB .....	Vincent Marshall (Houston '07), 2nd
Defensive GA/LB .....	John Pike (North Dakota State '11), 1st
Offensive GA/TE .....	Jeff LePake (Eastern Illinois, '15), 1st
Recruiting Coordinator .....	Roy Wittke (Wisconsin Eau-Claire '82), 2nd
Director of Football Operations .....	Brad Wittke (Arizona State, '09), 1st
Director of Strength and Conditioning .....	Sean Edinger, 2nd
Video .....	Chris Zuccaro, 7th

## Team Information

2014 Overall Record .....	8-6
2014 MAC Record .....	5-3 (1st East)
Primary Offense .....	Spread
Primary Defense .....	4-3
Offensive Starters Returning/Lost: .....	11/1
Defensive Starters Returning/Lost: .....	3/8
Special Teams Returning/Lost: .....	4/0
Letterwinners Returning/Lost: .....	41/17
Offensive Letterwinners Returning/Lost: .....	19/5
Defensive Letterwinners Returning/Lost: .....	19/12

## Media Information

Football Contact .....	Scott Swegan
Office Phone .....	(419) 372-7105
Cell Phone .....	(419) 575-9148
Email .....	swegans@bgsu.edu
Secondary Contact .....	James Nahikian
Cell Phone .....	(248) 224-8113
Email .....	jnahiki@bgsu.edu
Visiting Radio Lines .....	POTS: (419) 372-9889; 372-0364
.....	ISDN: (419) 728-2479; 728-2480

## CREDITS

The 2015 BGSU football media guide was produced by the BGSU Athletic Communications Office – Scott Swegan, Football Contact; Jason Knavel, Director; Kevin Davis and Mike Cihon, Assistant Directors; James Nahikian, Intern; Alexx Klein, Graduate Assistant; and Richard Hayden and Kaleb Page, Student Assistants – in cooperation with the BGSU football program. Primary inside photography by Craig Bell and Brad Phalin, BGSU Office of Marketing and Communications. Additional photography provided by Steve France, Larry Clapper, Ralph Parks and Doug Sampson.



# 2015 MEDIA GUIDE • MEDIA INFORMATION

## CREDENTIALS

Requests for working press credentials should be made to the BGSU Athletic Communications Office, addressed to the attention of Scott Swegan. Requests should be made at least one week in advance. Late requests will be honored if space is available, but parking cannot be guaranteed for requests less than one week in advance. Scouts and non-working media will be seated if space is available.

## WEEKLY INFORMATION

Media members can access BGSU information via the internet at [BGSUFalcons.com](http://BGSUFalcons.com). Weekly game notes and statistics will be updated regularly. A PDF version of releases and statistics can be e-mailed to those outlets which would prefer to receive this information on a regular basis. Please notify Scott Swegan if you would like to be put on our primary media e-mail list.

## MAC TELECONFERENCE

Coach Babers will be available each Monday during the regular season on the weekly MAC Teleconference (10:50-11:00 a.m., Eastern). To join this MAC Teleconference please contact the MAC at 216-466-5622 and ask for Ken Mather.

## WEEKLY PRESSER

Coach Babers will hold a weekly media press conference each week in the Wilcox Board Room on the third floor of the Sebo Athletic Center. All members of the media are welcome to attend. Out-of-town media should contact Scott Swegan to schedule a phone interview with Coach Babers or players at least one day in advance. All phone interviews need to be completed by **Wednesday evening**. Audio and video of each weekly press conference will be available at [BGSUFalcons.com](http://BGSUFalcons.com) shortly after the completion of the press conference.

## PLAYER INTERVIEWS

All interviews with members of the team should be coordinated through the BGSU Athletic Communications office. Players will be made available following practice on Tuesday and Wednesday. Please allow at least 24 hours to set up interviews with players. Arrangements will be made for telephone and in-person interviews at a time that is mutually agreeable to the reporter/broadcaster and the student-athlete.

## PARKING

A special media parking lot is located adjacent to Doyt Perry Stadium, near Cochrane Field. Access to the media lot is by Stadium Drive which is accessible off of Mercer Road. Admission to the media lot is restricted to people holding the correct credential acquired from the athletic communications office. All media members are asked to enter the stadium through the press gate (Gate 2) at the southwest corner of the stadium.

## POST-GAME INTERVIEWS

**At Home:** Coach Babers and BGSU players will be available for post-game interviews in the Sentinel-Tribune Room located between the two locker rooms, following the normal cooling-off period. BGSU observes a closed locker room policy. The Sentinel-Tribune Room is on the east side of the stadium (opposite the press box), and can be entered through the tunnels at either the north or south end. **On the road:** Coach Babers and requested players will be made available in a designated media room or just outside the locker room following the normal cooling-off period.

## PRESS GATE

The press gate (Gate 2) at Doyt L. Perry Stadium is at the southwest corner of the stadium, a short walk from the media parking lot. Late credential requests will be available for pickup at Gate 2 on game day.

## MEDIA FIELD POLICY

A general media pass will allow you access to the field during pre-game warmups and during the final five minutes of the fourth quarter only. Field access at other times will be limited to working photographers and television reporters. **No interviews may be conducted on the field and any attempt to do so may lead to the loss of your media pass.**

## PHOTOGRAPHERS

Photo passes for newspaper photographers, television videographers and, under special circumstances, for free-lance photographers, are available from the athletic communications office. Photo passes entitle the photographer access to the sideline, the post-game press conference room and the press box.

## PRESS BOX SERVICES

Members of the media will be provided with game programs, flip cards, current statistics and last-minute pregame notes prior to the start of the game. Statistical summaries will include play-by-play, quarter stats, halftime stats, complete team and individual stats and tackles. The BGSU Press Box does have a wireless internet connection for all members of the media.

## RADIO

Requests for permission to broadcast must be made in writing. Space will be made available for the official visiting radio station and student radio station on request. There is space in each booth for four persons. Phone lines can be ordered through Steve Messenger ([smessen@bgsu.edu](mailto:smessen@bgsu.edu)).

## LIVE STREAMING

Live streaming of BGSU football practices or games is not permitted. The use of Periscope and Meerkat is prohibited while covering BGSU Football, unless prior permission is obtained from the BGSU Athletic Communications staff.

## BGSU Athletic Communications Office

### Mailing Address

249 Perry Stadium East  
Bowling Green, Ohio 43403  
Office Phone: (419) 372-7105  
Office Fax: (419) 372-6015  
[www.bgsufalcons.com](http://www.bgsufalcons.com)



### Jason Knavel

Assistant AD/Communications  
**Office:** (419) 372-7075  
**Cell:** (814) 464-5009  
**Email:** [jknavel@bgsu.edu](mailto:jknavel@bgsu.edu)



### Scott Swegan

Football Contact  
**Office:** (419) 372-7105  
**Cell:** (419) 575-9148  
**Email:** [swegans@bgsu.edu](mailto:swegans@bgsu.edu)



### Kevin Davis

Assistant Director  
**Office:** (419) 372-7077  
**Cell:** (704) 974-9095  
**Email:** [daviskl@bgsu.edu](mailto:daviskl@bgsu.edu)



### Mike Cihon

Assistant Director  
**Office:** (419) 372-0474  
**Cell:** (419) 308-0691  
**Email:** [mjcihon@bgsu.edu](mailto:mjcihon@bgsu.edu)



### James Nahikian

Secondary Contact  
**Office:** (419) 372-4027  
**Cell:** (248) 224-8113  
**Email:** [jnahiki@bgsu.edu](mailto:jnahiki@bgsu.edu)

### Alexx Klein

Graduate Assistant  
**Office:** (419) 372-4027  
**Email:** [aklein@bgsu.edu](mailto:aklein@bgsu.edu)

### Amanda Cutcher

Visual Communications  
**Office:** (419) 372-4027





## 2015 MEDIA GUIDE • RADIO INFORMATION



L-R: Todd Walker (Play-by-Play) and John Gibson (analyst)

### Falcon Sports Radio Network

WFRO 99.1 FM enters its sixth year as the flagship station for Bowling Green athletics beginning in the 2015-16 season.

Todd Walker (left) begins his 13th season as the "Voice of the Falcons" while John Gibson (right) returns to the radio booth for his 10th year, spending 2003-05 and 2009-present with the Falcon football radio team. BGSU alumnus Dave DeNatale returns for his seventh year running Falcon Central.

WFRO Eagle 99 will carry all football and men's basketball games, as well as the live Falcons Nest Coaches Show, which airs on Monday nights from Fricker's in Bowling Green. Additionally, all radio broadcasts are available on the web at the official home of Bowling Green Athletics,

[www.BGSUFalcons.com](http://www.BGSUFalcons.com).

In addition to Bowling Green State University, Learfield Sports manages multimedia rights for more than 90 collegiate institutions and associations, and titles the Learfield Sports Directors' Cup. For additional corporate information and a complete collegiate portfolio, visit [www.learfieldsports.com](http://www.learfieldsports.com).



### 2015-16 BGSU Radio Network Affiliates

WFRO (99.1 FM) \* - Fremont, Ohio  
 WWSR (93.1 FM) - Lima, Ohio  
 WCIT (940 AM) - Lima, Ohio  
 WLQR (1470 AM and 106.5 FM) - Toledo, Ohio  
 WONW (1280 AM) - Defiance, Ohio  
 WHKW (1220 AM) - Cleveland, Ohio  
 WHKZ (1440 AM) - Cleveland, Ohio  
 WFUN (970 AM) - Ashtabula, Ohio

\*Flagship





# #FALCON

# THIS



# WFAST

## S IS FALCON FOOTBALL








# 'BUILDING'

## Falcon Training Happ



**The Sebo Athletic Center offers BGSU student-athletes access to the latest strength training, sports medicine and rehabilitation. The glass-walled building features spectacular views of Doyt Perry Stadium and holds meeting rooms for coaches and players, a state-of-the-art video editing room, and football coaches offices.**



# TRADITIONS

## ens at Top-notch Facilities



**BGSU's newly renovated locker room displays the pride and tradition of BGSU football.**



**Perry Field House boasts a brand new 100-yard synthetic turf surface that serves as the indoor practice home of Falcon Football.**



# WELCOME TO Game





# O THE DOYT

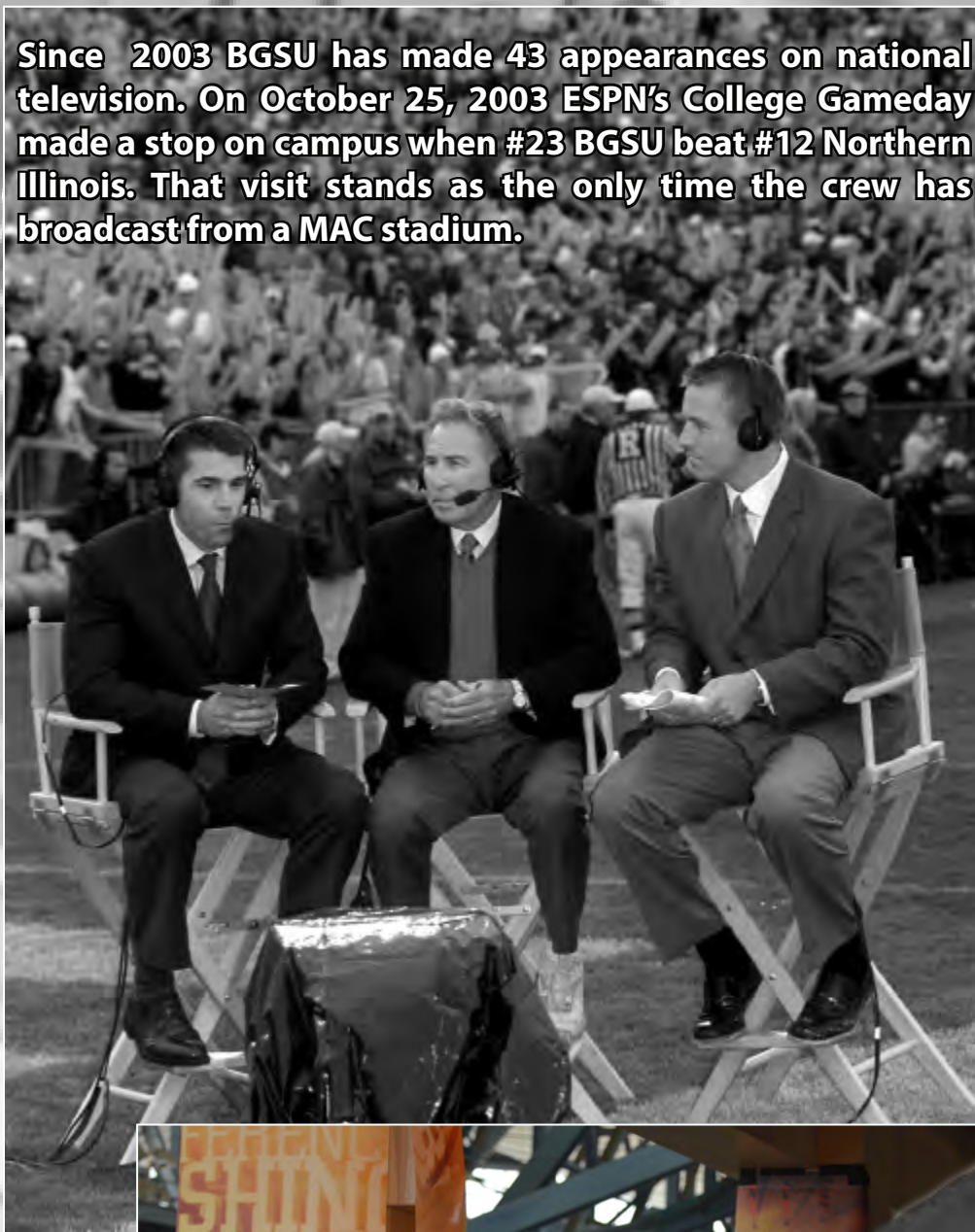
## Day at Doyt Perry Stadium





# LIGHTS. CAM.


Since 2003 BGSU has made 43 appearances on national television. On October 25, 2003 ESPN's College Gameday made a stop on campus when #23 BGSU beat #12 Northern Illinois. That visit stands as the only time the crew has broadcast from a MAC stadium.



## BGS

### Crack

Dino Babers' offense  
Matrix. Is it catching o



# ESPN



# ERA. FALCONS.

## FSU Football in the Spotlight

### King The Code

incorporates Baylor, Cadillacs and The  
n with BGSU? BY MARTIN RICKMAN



Babers reinventing  
BGSU's offense



FSU basks in title  
glow at spring game



ESPN The Magazine ran a four page spread on former Falcon Omar Jacobs prior to the 2005 season.



PHOTOGRAPHS BY PHILIP TOLEDANO

# OF FERRI HERE

DEBUT SEASON AT BOWLING GREEN WAS MAJOR.  
COME HE WAS OVERLOOKED BY ALL THE BIG PROGRAMS?

NT JAFFE







# GOING

## The BGS

Dec. 22, 2004 - GMAC Bowl



Jan. 6, 2008 - GMAC Bowl



Dec. 18, 1982 - California



Dec. 18, 1992  
Las Vegas Bowl



Dec. 26, 2013 -  
Pizza Bowl, De




Former Falcon Josh Harris lifts the Motor City Bowl championships trophy on Dec. 26, 2003 in the Falcons' 28-24 win over Northwestern at Ford Field in Detroit, Michigan.






# BOWLING

## Post-season Experience



Bowl



Little Caesars  
Detroit, Mich.



Dec. 27, 2012 -  
Military Bowl,  
Washington D.C.



Freddie Barnes caught a Humanitarian Bowl Record  
17 receptions for 219 yards and three touchdowns  
versus Idaho on Dec. 30, 2009.



Dec. 14, 1991 - California Raisin Bowl



Dec. 20, 2014 - Raycom Media Camellia Bowl  
QB James Knapke named Bart Starr MVP as BGSU defeated  
South Alabama 33-28 for first Bowl win since 2004






# NFL

## Numerous Falcons have made

### SUPER BOWL FALCONS



**KHARY CAMPBELL**  
Dallas, 02 (practice squad)  
New York Jets, 02  
Washington, 04-08  
Houston, 09



**OMAR JACOBS**  
5th Rd. - 06 Draft  
Pittsburgh, 06



**STEVE SANDERS**  
Cleveland, 06-08  
(practice squad)



Super Bowl Champion Falcons (Clockwise from top) Mike Obrovac (Cincinnati '82), Tom Moriarty (Pittsburgh '80), Charlie Williams (Dallas '96), Chris Jones (New England '15), Doug C. Smith (Los Angeles '80), Diyral Briggs (Green Bay '10), and Phil Villapiano (Oakland '77). Villapiano and Smith were also selected to multiple pro-bowls making the trip a respective four and six times.



# FALCONS

## made the leap from playing on Saturdays to Sundays




**SHAUN SUISHAM**  
Pittsburgh, 05, 2010-pr  
Dallas, 05-06  
Washington, 06-09



**KORY LICHTENSTEIGER**  
4th Rd. - 08 Draft  
Denver, 08-09  
Washington, 2010-PR



**PJ POPE**  
Chicago, 06  
Green Bay, 07  
Chicago, 07  
Denver, 08



**CHRIS JONES**  
2013 6th Rd. - Houston  
New England Patriots,  
2013-PR



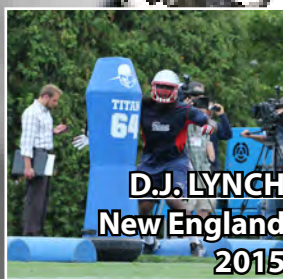
**ALEX BAYER**  
St. Louis, 2014-pr



**GABE MARTIN**  
Arizona, 2015-pr



**KENDALL MONTGOMERY**  
Miami 2015-pr



**D.J. LYNCH**  
New England  
2015



**JUDE ADJEI-BARIMAH**  
Tampa Bay 2015-pr.



**SCOTT MRUCZKOWSKI**  
7th Rd. - 05 Draft  
San Diego - 05-11  
2007 AFC WEST CHAMPION



# FALCONS'

## BGSU



The Sebo Athletic Center houses the 9,300 square foot weight room where all 18 of the Falcons' varsity sports train to enhance their athletic ability. Through the hundreds of tools, machines, and other resources that the weight room provides, the BGSU Strength and Conditioning program is able to design and implement safe, progressive and comprehensive programs for each and every student-athlete.

Ten fully functional Power Racks, numerous free weight tools, multiple variations of grip training equipment, and several bodyweight training tools give student-athletes an opportunity to work with various modes of strength training.



# TRENGTH

## Strength and Conditioning





# AWARD WIN FALCONS EARN



After a monstrous season in 2013, Chris Jones earned first team All-America honors by the Football Writers Association of America. He became just the fourth BGSU football player to be named the Mid-American Conference's Defensive Player of the Year.



# WINNERS Outland Trophy Candidate All-American Candidate Leads the Country in Sacks NATIONAL SPOTLIGHT



Roger Lewis was named to the Biletnikoff Award Watch List, Phil Steele's Preseason All-MAC 1st Team, and Athlon Sports' Preseason All-MAC 1st Team prior to the start of the 2015 season.



On Dec. 10, 2009 Freddie Barnes was one of three finalists for the Fred Biletnikoff Award (Nation's Top WR). Also competing were Golden Tate, Notre Dame (second from left) and Jordan Shipley, Texas (second from right). Barnes smashed the NCAA record with 155 catches and added a nation's-best 19 touchdown receptions.





# IN THE COM





# COMMUNITY

## FALCONS GIVE BACK







# 2015 SEASON OUTLOOK





# 2015 OUTLOOK • POSITION BREAKDOWN

## The #FalconFast Era Continues In Bowling Green

In his first season at the helm of the Orange and Brown, Dino Babers led the Falcons to an 8-6 campaign that was capped off with a 33-28 victory over South Alabama in the inaugural Raycom Media Camellia Bowl. The victory secured Bowling Green's first bowl win since 2004.

Bowling Green captured its second consecutive Mid-American Conference East Division title, and appeared in the MAC Championship game in back-to-back seasons for the first time in school history. The Falcons will enter the 2015 season having won 11 straight games over foes in the MAC East.

Babers also led the Falcons to a thrilling 45-42 triumph over Indiana on Sept. 13. The win was Bowling Green's first ever over a Big Ten Conference opponent inside of Doyt L. Perry Stadium.


The Falcons return every starter on offense and get Matt Johnson, the MVP of the 2013 MAC Championship Game, back from injury. Offensive lineman Alex Huettel was named to Phil Steele's preseason All-MAC first team, as was wide receiver Roger Lewis. Last season, Lewis became the first freshman in program history to surpass the 1,000 mark in a single season, as he caught 73 passes for 1,093 yards. Travis Greene and Fred Coppet will be back to lead the Falcon running game.

On the defensive side of the ball, Bowling Green returns just three starters. James Sanford returns at linebacker, while Taylor Royster and Gus Schwieterman will be back along the interior defensive line. Defensive backs Darrell Hunter and Clint Stephens both played in 11 games in 2014.

On special teams, placekicker Tyler Tate returns after earning third team All-MAC honors last season. Tate has made 48 career field goals – the most in school history. Punter Joseph Davidson also returns after having a solid freshman season.

### QUARTERBACKS

Matt Johnson, who missed the remainder of the 2014 season after sustaining a hip injury in the season opener at Western Kentucky, returned for spring practice and is the leader for the job heading into 2015.



Johnson threw for 393 yards and five touchdowns en route to being named the MVP of the 2013 Mid-American Conference Championship Game. The rising redshirt-senior passed for 3,467 yards that championship season, while completing 64.2 percent of his passes. Johnson tossed 25 touchdowns to just 7 interceptions in 2013.

Backing up Johnson will be red-shirt-junior James Knapke – the Bart Starr Most Valuable Player at last year's Camellia Bowl. Knapke started all 13 games for BGSU last season following Johnson's injury, and passed for 3,173 yards on 15 touchdowns and 12 interceptions. Knapke had some big-time performances last year in winning efforts. Knapke completed 46-of-73 for 395 yards against Indiana, before throwing for 443 yards at Massachusetts two weeks later.

In addition to Johnson and Knapke, true freshman James Morgan, a four-star prospect according to ESPN, will provide some nice depth at the position.

### RUNNING BACKS

Top backs Travis Greene and Fred Coppet return to lead the Falcon rushing attack. Greene, a redshirt-senior who rushed for a school-record 1,594 yards as a sophomore, led BGSU in 2014 in carries (180), yards (949) and touchdowns (12). While Coppet, a junior, scored six touchdowns and rushed for 764 yards on 141 touches.

Both backs have the ability to hit the home run, and both did versus Ball State in 2014. On the first play from scrimmage, Greene found the end zone from 75 yards out. Later on in the first quarter, Coppet had a rush of 69 yards before he finished off the drive with a two-yard touchdown.

Greene, a converted wide receiver, is a threat to catch some passes out of the backfield. The soon-to-be senior hauled in 27 receptions for 175 yards and a score last season.

The Falcons will have a few more options at running back this season, as Matt Domer and Donovan Wilson join the fold. Domer was ranked the 24th-best running back in the nation coming out of high school and began taking classes at BGSU in the spring. Wilson, who rushed for 79 yards and a touchdown at the spring game, sat out last season after transferring from Georgia Tech. Domer and Wilson are both eligible to play this year.







## 2015 OUTLOOK • POSITION BREAKDOWN

### WIDE RECEIVERS

One of the deepest wide receiver units in the nation, BGSU returns its top four receivers and eight of its top nine. In 2014, Bowling Green was one of just three schools to have three receivers haul in at least 55 passes, while also having six different pass catchers with 20 receptions apiece.



Roger Lewis, a first team All-MAC selection last year, became the first freshman in program history to surpass the 1,000-yard mark. Lewis led the team in receptions (73), yards (1,093), touchdowns (7), yards per catch (15) and yards per game (78.1).

Redshirt-senior Ryan Burbrink totaled 758 yards on 64 catches, while junior Ronnie Moore caught 56 balls for 690 yards. The pair added in three touchdowns and five touchdowns, respectively. Gehrig Dieter, who battled an injury and appeared in nine games, scored a touchdown in the MAC Championship Game and racked up 460 yards on 35 receptions.

Running back Travis Greene chipped in with 27 catches for 175 yards. Herve Coby and Fred Coppet added in seven total receptions each. Freshmen Scott Miller, Deric Phouthavong, and Janarvis Pough will compete for time on the field. Tight ends Derek Lee, Vito Socic, and Hunter Folkertsma may also catch some passes.

Additionally, Baylor transfer Robbie Rhodes is eligible after sitting out last season. Chris Gallon could also contribute. Gallon had a breakout 2012 season as a redshirt-freshman prior to battling injuries over the last two seasons.

### OFFENSIVE LINE


The Orange and Brown will field one of the most experienced offensive lines in college football in 2015, as all five starters return from last year's team.

Redshirt-junior tackles Jacob Bennett and Logan Dietz, who were both selected to Phil Steele's preseason All-MAC second team, are expected to start for the third straight year. Guards Ben Steward and Alex Huettel will also be back.

Huettel, a redshirt-senior right guard, has started all 41 games in his career and was a second team All-MAC performer. After appearing in nine games in 2013, Steward started all 14 games at left guard last year. Redshirt-sophomore Tim McAuliffe started every game at center after redshirting in 2013.

The five returning starters were a part of a unit that scored 30 points per game last season. The BGSU offense gained 6,061 yards in 2014, and averaged 432.9 of offense per game, including 173 rushing yards per game.

Perhaps the deepest position on the roster, the Falcons have four other players that appeared in at least 11 games in 2014. Ryan Hunter (14), J.J. Beggan (13), Spencer Cairo (12) and Christian Piazza (11) will continue to contribute at the position. Among others that will also compete for spots on the depth chart, redshirt-sophomore Clark Clancy appeared in four games last season.







# 2015 OUTLOOK • POSITION BREAKDOWN

## DEFENSIVE LINE

Bowling Green returns both interior linemen from the 2014 season, but will be tasked with replacing both defensive ends in 2015.



Redshirt-senior Taylor Royster and redshirt-sophomore Gus Schwieterman started 13 games each at defensive line a season ago. Royster recovered four fumbles and registered 41 tackles, while Schwieterman recorded 55 tackles and 7.5 tackles for loss. Redshirt-senior Zach Colvin, who has appeared in 38 games and started last year's season opener before sustaining a season-ending injury, is back and expected to reclaim his starting role. Shannon Smith, Izaah Lunsford and Mike Minns have also seen extended time at the position in the past, and should feature into the rotation.


The battle for the two defensive end spots should continue into fall camp. Bryan Baird brings the most experience to the position, having played in 34 games entering his redshirt-senior season. Malik Brown, a transfer from Tennessee who notched four tackles in six games across 2014, will be a factor. As will redshirt-junior Terrance Bush. Redshirt-freshman Brian Sanders could push for a role in the rotation, as could five incoming freshmen and a handful of others.

## SPECIALISTS

The specialists were without a doubt a strength of last year's team. The Falcons return redshirt-senior placekicker Tyler Tate, senior kickoff specialist Anthony Farinella, redshirt-sophomore punter Joseph Davidson, along with redshirt-junior long snapper Greg Hohenstein.

A third team All-MAC performer last season, Tate converted on 23-of-29 field goal attempts. The 23 makes set a school record for a single season. Tate enters his final season having knocked home 48 career field goals – most all-time in program history.

Having big shoes to fill after the graduation of Brian Schmiedebusch, Davidson had a stellar freshman campaign. Davidson set school records with 82 punts for 3,497 yards. He was twice named MAC East Special Teams Player of the Week. Farinella also returns for his senior season. Farinella had 15 touchbacks in 2014, and had 86 kickoffs for 5,035 yards (58.5 avg).



## LINEBACKERS

The Falcons will have the very difficult task of replacing two All-MAC linebackers in Gabe Martin and D.J. Lynch. Redshirt-junior James Sanford is the lone starter back at the position. Sanford – after taking over early in the year, making a total of nine starts – finished sixth on the team in tackles with 71. He also recorded four tackles for loss and forced two fumbles.

Four freshmen will add depth and have the opportunity to compete for a job, along with a handful of returning Falcons.

Redshirt-sophomore Nate Locke played in all 14 games last season, starting the first four. Fellow redshirt-sophomore Austin Valdez started in a win over Massachusetts and played in a total of 13 games. Redshirt-junior Zac Bartman has played in 14 games spanning the last two seasons, but mainly in a special-teams role. Redshirt-sophomore Aaron Banks saw limited time at the position across four games in 2014.



Senior Trenton Greene and redshirt-freshman Griff Saunders will look to see some game action for the first time in 2015, while sophomore Nilijah Ballew took reps at linebacker during spring ball after coming to Bowling Green as a defensive back.


## DEFENSIVE BACKS

Bowling Green lost a lot in the secondary, and will surely have some new faces in starting roles. Starting safeties Ryland Ward and Brian Sutton graduated, as did Jude Adjei-Barimah – a starter at corner.

Redshirt-senior Darrell Hunter and sophomore Clint Stephens seem like safe bets to see the majority of the time at corner. Hunter has started in 27 games over his career, and made 32 tackles last season while starting eight games. Stephens appeared in 11 games, making one start as a true freshman. Stephens registered four interceptions and notched 15 tackles.

At safety, Notre Dame fifth-year transfer Eilar Hardy is expected to come in and occupy one of the two starting jobs. Senior Darnard Turner, who played in all 14 games last year, also made three starts in place of an injured Ward. Junior Isaiah Gourdine is another option, having played in 13 games as a sophomore and 10 as a freshman. Gourdine recorded 21 tackles a season ago.

Beyond that, there should be some strong competition across the board. Alfonso Mack, Marcus Milton, Nilijah Ballew, Ben Hale, Matt Robinson, Jack Walz III, Diontre Delk, Trevahn Beery, and four incoming freshman could all realistically factor into the equation.







## BGSU FOOTBALL • BY THE NUMBERS

2

Bowling Green has won back-to-back MAC East Championships and has appeared in consecutive MAC Championship games.



11

The Falcons have won 11 straight games over MAC East opponents and are 15-1 during the last three seasons against teams from the MAC East.



9

BGSU is one of nine FBS football programs to start the same offensive line in every game during the 2014 season.



3

Head coach Dino Babers has won a championship in each of his three seasons as a head coach.



55

The Falcons had 55 scoring drives during the 2014 season which took three minutes or less.



13

Thirteen BGSU Falcons were named to Phil Steele's Preseason All-Mid-American Conference team in 2015.




14

Travis Greene enters the season with 14 career 100-yard rushing games. He is the 8th active leading rusher in the entire country with 2,553 career yards.



125

BGSU returns 125 career starts on the offensive line, second-most in the country according to Phil Steele.







## 2015 OUTLOOK • ALPHABETICAL ROSTER

No.	Name	Pos.	Ht.	Wt.	Yr.	Hometown / High School / Previous School
99	Bryan Baird	DL	6-4	238	R-Sr.	Spring Valley, Ohio / Bellbrook
25	Nilijah Ballew	LB	6-0	204	So.	Cincinnati, Ohio / Walnut Hills
11	Aaron Banks	LB	6-2	218	R-So.	Chicago, Ill. / Simeon
57	Zac Bartman	LB	5-11	211	R-Jr.	Mansfield, Ohio / Ontario
75	JC Bartok	OL	6-5	275	Fr.	Columbus, Ohio/Worthington Kilbourne
77	J.J. Beggan	OL	6-3	305	R-Jr.	Pittsburgh, Pa. / Seton LaSalle
67	Jacob Bennett	OL	6-5	332	R-Jr.	Lebanon, Ohio / Lebanon
32	Kyle Bobo	FB	6-2	220	Jr.	Groveport, Ohio / Madison
13	Jamari Bozeman	DB	6-2	190	Fr.	West Palm Beach, Fla./Suncoast Community
51	Malik Brown	DL	6-4	251	R-So.	Palm Beach, Fla. / Dwyer / Tennessee
17	Ryan Burbrink	WR	5-8	183	R-Sr.	Shady Side, Mary. / DeMatha Catholic
61	Terrance Bush	DL	6-2	238	R-Jr.	South Bend, Ind. / Washington
62	Spencer Cairo	OL	6-2	314	R-Sr.	Rochester, Mich. / Rochester Adams
78	Clark Clancy	OL	6-4	288	R-So.	Troy, Mich. / Avondale
10	Herve Coby	WR	6-0	179	R-Sr.	Delray Beach, Fla. / American Heritage
92	Zach Colvin	DL	6-3	287	R-Sr.	Shorewood, Ill. / Minooka
37	Austin Combs	LB	6-0	240	Fr.	Findlay, Ohio/Liberty-Benton
28	Fred Coppet	RB	5-9	189	Jr.	Ft. Lauderdale, Fla. / St. Thomas Aquinas
29	Sam Crosa	K	5-8	140	Fr.	Columbus, Ohio/Dublin Scioto
49	Joseph Davidson	P	6-7	220	R-So.	Findlay, Ohio / Findlay
12	Diontre Delk	WR	5-10	181	R-Sr.	Cleveland Heights, Ohio / Cleveland Heights
4	Gehrig Dieter	WR	6-3	204	R-Jr.	South Bend, Ind. / Washington / SMU
12	Nolan Dieter	QB	6-2	186	R-Sr.	South Bend, Ind. / Washington
53	Logan Dietz	OL	6-6	298	R-Jr.	Pittsburgh, Pa. / Pittsburgh Central Catholic
23	Matthew Domer	RB	5-11	190	Fr.	Hazel Crest, Ill. / Mount Carmel
97	Anthony Farinella	K	6-2	190	Sr.	Woodridge, Ill. / Downers Grove South
91	Nick Fields	K	5-9	223	R-So.	Laura, Ohio / Milton Union
40	Matthew Finkler	LB	6-2	234	Fr.	Kirtland, Ohio/Kirtland
88	Hunter Folkertsma	TE	6-5	235	R-So.	Grand Rapids, Mich. / Forest Hills Central
6	Chris Gallon	WR	6-4	229	R-Sr.	Orlando, Fla. / Dr. Phillips
9	Isaiah Gourdine	DB	6-2	198	Jr.	Farmington, Mich. / Farmington
8	Travis Greene	RB	5-10	183	R-Sr.	Carol City, Fla. / Monsignor Edwards Pace
20	Trenton Greene	LB	5-9	195	Sr.	Miami Gardens, Fla. / Monsignor Edwards Pace
38	Ben Hale	DB	6-2	203	So.	Columbus, Ohio / St. Charles
41	Patric Hannon	FB	5-11	230	R-So.	South Euclid, Ohio / Brush
4	Eilar Hardy	DB	6-0	202	Gr.	Pickerington, Ohio / Pickerington Central
10	Brandon Harris	ATH	6-3	205	Fr.	East Cleveland, Ohio/Shaw
48	Greg Hohenstein	LS	6-3	222	R-Jr.	Warrenville, Ill. / Wheaton-Warrenville South
90	Tyler Horstman	DL	6-4	230	Fr.	Vero Beach, Fla./Vero Beach
87	Jermal Hosley	WR	5-9	192	R-Jr.	Highland Park, Mich. / Highland Park
55	Alex Huettel	OL	6-4	309	R-Sr.	Pickerington, Ohio / Pickerington North
68	Ryan Hunter	OL	6-4	324	R-So.	North Bay, Ontario / Canisius
1	Darrell Hunter II	DB	5-9	178	R-Sr.	West Palm Beach, Fla. / William T. Dwyer
22	Robert Jackson Jr.	DB	5-11	168	Fr.	Ft. Washington, Mary./Bishop McNamara
40	Brian Jennings II	RB	5-10	200	So.	Decatur, Ill. / MacArthur
11	Matt Johnson	QB	6-0	221	R-Sr.	Harrisburg, Pa. / Bishop McDevitt
23	Bobo Jones	DB	6-1	181	Fr.	Xenia, Ohio/Xenia
95	Kyle Junior	DL	6-3	245	Fr.	Middletown, Ohio/Middletown
60	Tyler King	DT	6-1	280	R-Fr.	Lakewood, Ohio / St. Edward
3	James Knapke	QB	6-2	220	R-Jr.	Fort Wayne, Ind. / Bishop Luers





# 2015 OUTLOOK • ALPHABETICAL ROSTER

OUTLOOK

No.	Name	Pos.	Ht.	Wt.	Yr.	Hometown / High School / Previous School
94	David Konowalski	DL	6-3	210	R-Fr.	Waukesha, Wis. / West
65	Jack Kramer	DL	6-3	295	Fr.	Plainfield, Ill./Plainfield North
64	Austin Labus	OL	6-6	284	R-Fr.	Portage, Mich. / Portage Northern
24	Charles Lamar	RB	6-0	204	Fr.	Lake Mary, Fla./Lake Mary
53	Nico Lautanen	DL	6-3	270	Fr.	Mentor, Ohio/Mentor
83	Derek Lee	TE	6-4	255	Sr.	Wichita, Kan. / Maize / Butler CC
1	Roger Lewis	WR	6-0	196	So.	Pickerington, Ohio / Pickerington Central
79	Jack Linklater	OL	6-4	295	R-Fr.	Lake Orion, Mich. / Lake Orion
27	Nate Locke	LB	5-11	227	R-So.	Canton, Ohio / Massillon
76	Andrew Lucke	OL	6-2	336	R-Fr.	Mason, Ohio / Mason
15	Blake Lucky	LB	6-3	210	Fr.	Hobe Sound, Fla./South Fork
50	Izaah Lunsford	DL	6-3	300	R-Jr.	Cincinnati, Ohio / Shroder Paideia
26	Alfonso Mack	DB	5-11	178	R-Jr.	South Bend, Ind. / Washington
71	Tim McAuliffe	OL	6-0	274	R-So.	Lemont, Ill. / Lemont
21	Scott Miller	WR	5-10	163	Fr.	Barrington, Ill./Barrington
14	Marcus Milton	DB	6-0	200	Fr.	Pickerington, Ohio / Pickerington Central
54	Mike Minns	DL	5-10	313	R-Jr.	West Palm Beach, Fla. / Dwyer
5	Ronnie Moore	WR	5-9	168	Jr.	Sanford, Fla. / Seminole
16	James Morgan	QB	6-4	215	Fr.	Green Bay, Wisc./Ashwaubenon
89	Deric Phouthavong	WR	6-3	205	Fr.	Columbus, Ohio/Hamilton Township
74	Christian Piazza	OL	6-6	286	R-Sr.	Ann Arbor, Mich. / Huron
82	Brandon Poncsak	WR	6-2	185	R-Fr.	Bryan, Ohio / Bryan
14	Janarvis Pough	WR	6-1	175	Fr.	Hollywood, Fla./American Heritage Plantation
19	Teo Redding	WR	6-1	165	R-So.	Warren, Mich. / Michigan Collegiate
80	Robbie Rhodes	WR	6-0	190	R-So.	Fort Worth, Texas / Southwest / Baylor
17	Harrison Roberts	LB	6-1	220	Fr.	Euclid, Ohio/Euclid
31	Matt Robinson	DB	5-8	175	R-So.	Mansfield, Ohio / Mansfield Senior
81	Trevor Roop	WR	5-10	196	R-So.	Convoy, Ohio / Crestview
33	Taylor Royster	DL	5-10	255	R-Sr.	Lima, Ohio / Lima Central Catholic
42	David Runnoe	DL	6-1	243	R-Jr.	Kimberly, Wisc. / Kimberly
58	Brian Sanders	DL	6-3	239	R-Fr.	Detroit, Mich. / Cass Tech
35	James Sanford	LB	6-1	194	R-Jr.	Xenia, Ohio / Xenia
52	Griff Saunders	LB	6-3	217	R-Fr.	Columbus, Ohio / St. Francis De Sales
63	Gus Schwieterman	DL	6-2	261	R-So.	Tipp City, Ohio / Bethel
93	Shannon Smith	DL	6-0	281	R-So.	Chicago, Ill. / Marist
86	Vito Susic	TE	6-3	225	Sr.	Cleveland, Ohio / St. Ignatius / Akron
21	Antonyo Sotolongo	DB	6-0	200	Fr.	Miami, Fla./Gulliver Prep
2	Clinton Stephens	DB	5-10	180	So.	West Palm Beach, Fla. / Dwyer
72	Ben Steward	OL	6-6	300	R-Jr.	Holt, Mich. / Holt
46	Jacob Suder	K	5-9	175	So.	Toledo, Ohio / Central Catholic
98	Tyler Tate	K	6-0	185	R-Sr.	Carroll, Ohio / Bloom-Carroll
84	Tim Tupa	WR	6-1	190	R-Fr.	Brecksville, Ohio / Broadview Heights / Navy
18	Dernard Turner	DB	6-0	189	Sr.	Miami, Fla. / Booker T. Washington
16	Austin Valdez	LB	6-0	226	R-So.	Sylvania, Ohio / Sylvania Southview
36	Jack Walz III	DB	5-10	190	R-Fr.	Lakewood, Ohio / St. Edward
70	De'Angelo Ware	OL	6-5	320	R-Fr.	Cleveland Heights, Ohio / Cleveland Heights
21	Will Watson	DB	5-11	179	Sr.	Tampa, Fla. / Tampa Jefferson
44	Donovan Wilson	RB	6-0	213	R-So.	Dublin, Ohio / Jerome / Georgia Tech
66	Geno Zappa	OL	6-4	280	R-So.	Sandusky, Ohio / Perkins





## 2015 OUTLOOK • NUMERICAL ROSTER

No.	Name	Pos.	Ht.	Wt.	Yr.	Hometown / High School / Previous School
1	Darrell Hunter II	DB	5-9	178	R-Sr.	West Palm Beach, Fla. / William T. Dwyer
1	Roger Lewis	WR	6-0	196	So.	Pickerington, Ohio / Pickerington Central
2	Clinton Stephens	DB	5-10	180	So.	West Palm Beach, Fla. / Dwyer
3	James Knapke	QB	6-2	220	R-Jr.	Fort Wayne, Ind. / Bishop Luers
4	Gehrig Dieter	WR	6-3	204	R-Jr.	South Bend, Ind. / Washington / SMU
4	Eilar Hardy	DB	6-0	202	Gr.	Pickerington, Ohio / Pickerington Central / Notre Dame
5	Ronnie Moore	WR	5-9	168	Jr.	Sanford, Fla. / Seminole
6	Chris Gallon	WR	6-4	229	R-Sr.	Orlando, Fla. / Dr. Phillips
8	Travis Greene	RB	5-10	183	R-Sr.	Carol City, Fla. / Monsignor Edwards Pace
9	Isaiah Gourdine	DB	6-2	198	Jr.	Farmington, Mich. / Farmington
10	Herve Coby	WR	6-0	179	R-Sr.	Delray Beach, Fla. / American Heritage
10	Brandon Harris	ATH	6-3	205	Fr.	East Cleveland, Ohio/Shaw
11	Matt Johnson	QB	6-0	221	R-Sr.	Harrisburg, Pa. / Bishop McDevitt
11	Aaron Banks	LB	6-2	218	R-So.	Chicago, Ill. / Simeon
12	Nolan Dieter	QB	6-2	186	R-Sr.	South Bend, Ind. / Washington
12	Diontre Delk	WR	5-10	181	R-Sr.	Cleveland Heights, Ohio / Cleveland Heights
13	Jamari Bozeman	DB	6-2	190	Fr.	West Palm Beach, Fla./Suncoast Community
14	Janarvis Pough	WR	6-1	175	Fr.	Hollywood, Fla./American Heritage Plantation
14	Marcus Milton	DB	6-0	200	Fr.	Pickerington, Ohio / Pickerington Central
15	Blake Lucky	LB	6-3	210	Fr.	Hobe Sound, Fla./South Fork
16	Austin Valdez	LB	6-0	226	R-So.	Sylvania, Ohio / Sylvania Southview
16	James Morgan	QB	6-4	215	Fr.	Green Bay, Wisc./Ashwaubenon
17	Ryan Burbrink	WR	5-8	183	R-Sr.	Shady Side, Mary. / DeMatha Catholic
17	Harrison Roberts	LB	6-1	220	Fr.	Euclid, Ohio/Euclid
18	Dernard Turner	DB	6-0	189	Sr.	Miami, Fla. / Booker T. Washington
19	Teo Redding	WR	6-1	165	R-So.	Warren, Mich. / Michigan Collegiate
20	Trenton Greene	LB	5-9	195	Sr.	Miami Gardens, Fla. / Monsignor Edwards Pace
21	Scott Miller	WR	5-10	163	Fr.	Barrington, Ill./Barrington
21	Antonyo Sotolongo	DB	6-0	200	Fr.	Miami, Fla./Gulliver Prep
22	Robert Jackson Jr.	DB	5-11	168	Fr.	Ft. Washington, Mary./Bishop McNamara
23	Matthew Domer	RB	5-11	190	Fr.	Hazel Crest, Ill. / Mount Carmel
23	Bobo Jones	DB	6-1	181	Fr.	Xenia, Ohio/Xenia
24	Charles Lamar	RB	6-0	204	Fr.	Lake Mary, Fla./Lake Mary
25	Nilijah Ballew	LB	6-0	204	So.	Cincinnati, Ohio / Walnut Hills
26	Alfonso Mack	DB	5-11	178	R-Jr.	South Bend, Ind. / Washington
27	Nate Locke	LB	5-11	227	R-So.	Canton, Ohio / Massillon
28	Fred Coppet	RB	5-9	189	Jr.	Ft. Lauderdale, Fla. / St. Thomas Aquinas
29	Sam Crosa	K	5-8	140	Fr.	Columbus, Ohio/Dublin Scioto
31	Matt Robinson	DB	5-8	175	R-So.	Mansfield, Ohio / Mansfield Senior
32	Kyle Bobo	FB	6-2	220	Jr.	Groveport, Ohio / Madison
33	Taylor Royster	DL	5-10	255	R-Sr.	Lima, Ohio / Lima Central Catholic
35	James Sanford	LB	6-1	194	R-Jr.	Xenia, Ohio / Xenia
36	Jack Walz III	DB	5-10	190	R-Fr.	Lakewood, Ohio / St. Edward
37	Austin Combs	LB	6-0	240	Fr.	Findlay, Ohio/Liberty-Benton
38	Ben Hale	DB	6-2	203	So.	Columbus, Ohio / St. Charles
40	Brian Jennings II	RB	5-10	200	So.	Decatur, Ill. / MacArthur
40	Matthew Finkler	LB	6-2	234	Fr.	Kirtland, Ohio/Kirtland
41	Patric Hannon	FB	5-11	230	R-So.	South Euclid, Ohio / Brush
42	David Runnoe	DL	6-1	243	R-Jr.	Kimberly, Wisc. / Kimberly
44	Donovan Wilson	RB	6-0	213	R-So.	Dublin, Ohio / Jerome / Georgia Tech





# 2015 OUTLOOK • NUMERICAL ROSTER

OUTLOOK

No.	Name	Pos.	Ht.	Wt.	Yr.	Hometown / High School / Previous School
46	Jacob Suder	K	5-9	175	So.	Toledo, Ohio / Central Catholic
48	Greg Hohenstein	LS	6-3	222	R-Jr.	Warrenville, Ill. / Wheaton-Warrenville South
49	Joseph Davidson	P	6-7	220	R-So.	Findlay, Ohio / Findlay
50	Izaah Lunsford	DL	6-3	300	R-Jr.	Cincinnati, Ohio / Shroder Paideia
51	Malik Brown	DL	6-4	251	R-So.	Palm Beach, Fla. / Dwyer / Tennessee
52	Griff Saunders	LB	6-3	217	R-Fr.	Columbus, Ohio / St. Francis De Sales
53	Logan Dietz	OL	6-6	298	R-Jr.	Pittsburgh, Pa. / Pittsburgh Central Catholic
53	Nico Lautanen	DL	6-3	270	Fr.	Mentor, Ohio/Mentor
54	Mike Minns	DL	5-10	313	R-Jr.	West Palm Beach, Fla. / Dwyer
55	Alex Huettel	OL	6-4	309	R-Sr.	Pickerington, Ohio / Pickerington North
57	Zac Bartman	LB	5-11	211	R-Jr.	Mansfield, Ohio / Ontario
58	Brian Sanders	DL	6-3	239	R-Fr.	Detroit, Mich. / Cass Tech
60	Tyler King	DT	6-1	280	R-Fr.	Lakewood, Ohio / St. Edward
61	Terrance Bush	DL	6-2	238	R-Jr.	South Bend, Ind. / Washington
62	Spencer Cairo	OL	6-2	314	R-Sr.	Rochester, Mich. / Rochester Adams
63	Gus Schwieterman	DL	6-2	261	R-So.	Tipp City, Ohio / Bethel
64	Austin Labus	OL	6-6	284	R-Fr.	Portage, Mich. / Portage Northern
65	Jack Kramer	DL	6-3	295	Fr.	Plainfield, Ill./Plainfield North
66	Geno Zappa	OL	6-4	280	R-So.	Sandusky, Ohio / Perkins
67	Jacob Bennett	OL	6-5	332	R-Jr.	Lebanon, Ohio / Lebanon
68	Ryan Hunter	OL	6-4	324	R-So.	North Bay, Ontario / Canisius
70	DeAngelo Ware	OL	6-5	320	R-Fr.	Cleveland Heights, Ohio / Cleveland Heights
71	Tim McAuliffe	OL	6-0	274	R-So.	Lemont, Ill. / Lemont
72	Ben Steward	OL	6-6	300	R-Jr.	Holt, Mich. / Holt
74	Christian Piazza	OL	6-6	286	R-Sr.	Ann Arbor, Mich. / Huron
75	JC Bartok	OL	6-5	275	Fr.	Columbus, Ohio/Worthington Kilbourne
76	Andrew Lucke	OL	6-2	336	R-Fr.	Mason, Ohio / Mason
77	J.J. Beggan	OL	6-3	305	R-Jr.	Pittsburgh, Pa. / Seton LaSalle
78	Clark Clancy	OL	6-4	288	R-So.	Troy, Mich. / Avondale
79	Jack Linklater	OL	6-4	295	R-Fr.	Lake Orion, Mich. / Lake Orion
80	Robbie Rhodes	WR	6-0	190	R-So.	Fort Worth, Texas / Southwest / Baylor
81	Trevor Roop	WR	5-10	196	R-So.	Convoy, Ohio / Crestview
82	Brandon Poncsak	WR	6-2	185	R-Fr.	Bryan, Ohio / Bryan
83	Derek Lee	TE	6-4	255	Sr.	Wichita, Kan. / Maize / Butler CC
84	Tim Tupa	WR	6-1	190	R-Fr.	Brecksville, Ohio / Broadview Heights / Navy
86	Vito Susic	TE	6-3	225	Sr.	Cleveland, Ohio / St. Ignatius / Akron
87	Jermal Hosley	WR	5-9	192	R-Jr.	Highland Park, Mich. / Highland Park
88	Hunter Folkertsma	TE	6-5	235	R-So.	Grand Rapids, Mich. / Forest Hills Central
89	Deric Phouthavong	WR	6-3	205	Fr.	Columbus, Ohio/Hamilton Township
90	Tyler Horstman	DL	6-4	230	Fr.	Vero Beach, Fla./Vero Beach
91	Nick Fields	K	5-9	223	R-So.	Laura, Ohio / Milton Union
92	Zach Colvin	DL	6-3	287	R-Sr.	Shorewood, Ill. / Minooka
93	Shannon Smith	DL	6-0	281	R-So.	Chicago, Ill. / Marist
94	David Konowalski	DL	6-3	210	R-Fr.	Waukesha, Wis. / West
95	Kyle Junior	DL	6-3	245	Fr.	Middletown, Ohio/Middletown
97	Anthony Farinella	K	6-2	190	Sr.	Woodridge, Ill. / Downers Grove South
98	Tyler Tate	K	6-0	185	R-Sr.	Carroll, Ohio / Bloom-Carroll
99	Bryan Baird	DL	6-4	238	R-Sr.	Spring Valley, Ohio / Bellbrook





# 2015 OUTLOOK • SCHEDULE

## 2015 FOOTBALL SCHEDULE

### SEPTEMBER

5	<b>Tennessee</b> <i>First Meeting</i>	<b>Nashville, Tenn.</b>	<b>4:00 p.m.</b> TV: SEC Network
12	<b>at Maryland</b> <i>First Meeting</i>	<b>College Park, Md.</b>	<b>Noon</b> TV: Big Ten Network
19	<b>MEMPHIS (Family Weekend)</b> <i>Bowling Green leads 1-0-0</i>	<b>Bowling Green, Ohio</b>	<b>3:00 p.m.</b> TV: ESPN3
26	<b>at Purdue</b> <i>Bowling Green leads 2-0-0</i>	<b>West Lafayette, Ind.</b>	<b>TBA</b> TV: TBA

### OCTOBER

3	<b>at Buffalo *</b> <i>Bowling Green leads 9-3-0</i>	<b>Buffalo, N.Y.</b>	<b>3:30 p.m.</b> TV: TBA
10	<b>UMASS * (Hall of Fame Weekend)</b> <i>Bowling Green leads 3-0-0</i>	<b>Bowling Green, Ohio</b>	<b>TBA</b> TV: TBA
17	<b>AKRON * (Homecoming)</b> <i>Bowling Green leads 14-7-0</i>	<b>Bowling Green, Ohio</b>	<b>3:00 p.m.</b> TV: TBA
24	<b>at Kent State *</b> <i>Bowling Green leads 57-19-6</i>	<b>Kent, Ohio</b>	<b>TBA</b> TV: TBA

### NOVEMBER

4	<b>OHIO *</b> <i>Bowling Green leads 39-25-2</i>	<b>Bowling Green, Ohio</b>	<b>8:00 p.m.</b> TV: ESPN2
11	<b>at Western Michigan*</b> <i>Bowling Green leads 31-18-3</i>	<b>Kalamazoo, Mich.</b>	<b>8:00 p.m.</b> TV: ESPN2/ESPNU
17	<b>TOLEDO * (Senior Day)</b> <i>Bowling Green leads 39-36-4</i>	<b>Bowling Green, Ohio</b>	<b>TBA</b> TV: ESPN2/ESPNU
24	<b>at Ball State *</b> <i>Bowling Green leads 20-9-1</i>	<b>Munice, Ind.</b>	<b>7:30 p.m.</b> TV: ESPNU/ESPN3

\* MAC Game  
Home Games in **CAPS**  
All times Eastern





# 2015 OUTLOOK • DEPTH CHART

## OFFENSE

LT	67	Jacob Bennett	6-5	332	R-Jr.	Lebanon, Ohio / Lebanon
	64	Austin Labus	6-6	284	R-Fr.	Portage, Mich. / Portage Northern
LG	68	Ryan Hunter	6-4	324	R-So.	North Bay, Ontario / Canisius
	72	Ben Steward	6-6	300	R-Jr.	Holt, Mich. / Holt
C	71	Tim McAuliffe	6-0	274	R-So.	Lemont, Ill. / Lemont
	62	Spencer Cairo	6-2	314	R-Sr.	Rochester, Mich. / Adams
RG	55	Alex Huettel	6-4	309	R-Sr.	Pickerington, Ohio / Pickerington North
	77	J.J. Beggan	6-3	305	R-Jr.	Pittsburgh, Pa. / Seton LaSalle
RT	53	Logan Dietz	6-6	298	R-Jr.	Pittsburgh, Pa. / Central Catholic
	74	Christian Piazza	6-6	285	Gr.	Ann Arbor, Mich. / Huron
QB	11	Matt Johnson	6-0	221	R-Sr.	Harrisburg, Pa. / Bishop McDevitt
	3	James Knapke	6-2	220	R-Jr.	Fort Wayne, Ind. / Bishop Luers
WR	4	Gehrig Dieter	6-3	204	R-Jr.	South Bend, Ind. / Washington
	6	Chris Gallon	6-4	229	R-Sr.	Orlando, Fla. / Dr. Phillips
WR	5	Ronnie Moore	5-9	168	Jr.	Sanford, Fla. / Seminole
	87	Jermal Hosley	5-9	192	R-Jr.	Highland Park, Mich. / Highland Park
WR	17	Ryan Burbrink	5-8	183	R-Sr.	Shady Side, Mary. / DeMatha Catholic
	19	Teo Redding	6-1	165	R-So.	Warren, Mich. / Michigan Collegiate
WR	1	Roger Lewis	6-0	196	So.	Pickerington, Ohio / Pickerington Central
	10	Herve Coby	6-0	179	R-Sr.	Delray Beach, Fla. / American Heritage
RB	8	Travis Greene	5-10	183	R-Sr.	Carol City, Fla. / Monsignor Edwards Pace
	28	Fred Coppet	5-9	189	Jr.	Ft. Lauderdale, Fla. / St. Thomas Aquinas
TE	84	Derek Lee	6-4	255	Sr.	Wichita, Kan. / Maize
	OR 88	Hunter Folkertsma	6-5	235	R-So.	Grand Rapids, Mich. / Forest Hills Central

## DEFENSE

DE	99	Bryan Baird	6-4	238	R-Sr.	Spring Valley, Ohio / Bellbrook
	58	Brian Sanders	6-3	239	R-Fr.	Detroit, Mich. / Cass Tech
DT	92	Zach Colvin	6-3	287	R-Sr.	Shorewood, Ill. / Minooka
	63	Gus Schwieterman	6-2	261	R-So.	Tipp City, Ohio / Bethel
NT	33	Taylor Royster	5-10	255	R-Sr.	Lima, Ohio / Central Catholic
	54	Mike Minns	5-10	313	R-Jr.	West Palm Beach, Fla. / Dwyer
DE	61	Terrance Bush	6-2	238	R-Jr.	South Bend, Ind. / Washington
	94	David Konowski	6-3	225	R-Fr.	Milwaukee, Wis. / Waukesha West
OLB	16	Austin Valdez	6-0	226	R-So.	Sylvania, Ohio / Sylvania Southview
	20	Trenton Greene	5-9	195	Sr.	Miami Gardens, Fla. / Monsignor Edwards Pace
MLB	47	Aaron Banks	6-2	218	R-So.	Chicago, Ill. / Simeon
	27	Nate Locke	5-11	227	R-So.	Canton, Ohio / Massillon
OLB	35	James Sanford	6-1	194	R-Jr.	Xenia, Ohio / Xenia
	25	Nilijah Ballew	6-0	204	So.	Cincinnati, Ohio / Walnut Hills
CB	1	Darrell Hunter	5-9	178	R-Sr.	West Palm Beach, Fla. / Dwyer
	26	Alfonso Mack	5-11	178	R-Jr.	South Bend, Ind. / Washington
S	4	Eilar Hardy	6-0	202	Gr.	Pickerington, Ohio / Pickerington Central
	38	Ben Hale	6-2	203	So.	Columbus, Ohio / St. Charles
FS	18	Dernard Turner	6-0	189	Sr.	Miami, Fla. / Booker T. Washington
	9	Isaiah Gouridine	6-2	198	Jr.	Farmington, Mich. / Farmington
CB	2	Clint Stephens	5-10	180	So.	West Palm Beach, Fla. / Dwyer
	14	Marcus Milton	6-0	200	Fr.	Pickerington, Ohio / Pickerington Central

## SPECIALIST

K	98	Tyler Tate	6-0	185	R-Sr.	Carroll, Ohio / Bloom-Carroll
	46	Jake Suder	5-9	175	So.	Toledo, Ohio / Central Catholic
P	49	Joe Davidson	6-7	220	R-So.	Findlay, Ohio / Findlay
	91	Nick Fields	5-9	223	R-So.	Laura, Ohio / Milton Union
KOS	97	Anthony Farinella	6-2	190	Sr.	Woodridge, Ill. / Downers Grove South
LS	48	Greg Hohenstein	6-3	222	R-Jr.	Warrenville, Ill. / Wheaton-Warrenville South
HOLD	3	James Knapke	6-2	220	R-Jr.	Fort Wayne, Ind. / Bishop Luers



# COACHES AND STAFF







## COACHING STAFF



# Dino Babers

Head Coach, Second Season  
Hawai'i, 1984

Dino Babers will begin his second year as head football coach at Bowling Green State University in 2015. He was introduced as the 18th coach in school history on December 18, 2013, and has been a head coach for three seasons.

"Coach Babers and his staff have done a great job with our football program during his first year, and we expect that they will continue to take the program to

new heights during year two," Director of Athletics D. Christopher Kingston said. "Winning eight games, the MAC East Division, a bowl game at BGSU for the first time since 2004, and defeating a Big Ten team for the first time since 2007 headline the most notable accomplishments during his first season. This is an exciting time to honor the past and create the future for BGSU and Falcon Football, and we can't wait for the 2015 season to get underway."

In his first season at Bowling Green, Babers and his Falcon football program achieved several notable milestones. Bowling Green finished the season 8-6 overall, winning the inaugural Raycom Media Camellia Bowl over South Alabama to cap off the season.

For the second consecutive season, BGSU went undefeated against MAC East Division competition, on their way to their second straight divisional championship and back-to-back appearances in the MAC Championship Game. 2014 also marked the third season in a row that Bowling Green has played in a bowl game – the second-longest active streak in the Mid-American Conference.

Bowling Green had several notable wins during Babers' first season on the side-

line, including a thrilling 45-42 victory over Indiana on Sept. 13, 2014 at Doyt L. Perry Stadium. The win marked BGSU's first-ever at home against a Big Ten Conference opponent, and was the first over a Big Ten team since 2007. It also marked the first victory over a Power Five Conference opponent since 2008.

Under Babers, the Bowling Green offense flourished for much of the season. One such notable performance came from true freshman wide receiver Roger Lewis, who became the first freshman in school history to surpass 1,000 receiving yards in a season. Despite losing starting quarterback, and consensus preseason player of the year, Matt Johnson in week one, BGSU's offense featured three wide outs with more than 50 catches and six total receivers with 20-or-more receptions. They were one of three schools in the nation to achieve that feat.



Babers has more than 30 years of coaching experience, including a 27-13 record as a head coach. In 2013, Babers led Eastern Illinois to a 12-2 record, a No. 2 national ranking, and a quarterfinal appearance in the FCS playoffs. The Panthers outscored their opponents 675-319. Upon his arrival at EIU, Babers took a Panthers team, which had finished in last place in the Ohio Valley Conference in 2011, and led them to a first-place finish in 2012 with a 6-1 league mark. It was just the fourth time in OVC history in which a team had gone from worst-to-first in a single season. For his efforts, he was named Ohio Valley Conference Coach of the Year in each of the past two years.

During his two seasons at EIU, Babers led the best offense in all of FCS. The Panthers led the nation in yards per game (589.5) and points per game (48.2) in 2013. In addition, EIU averaged 372.4 yards per game through the air and 217.1 yards per game on the ground.

Under the guidance of Babers, quarterback Jimmy Garoppolo was named the Walter Payton Award winner, the FCS equivalent of the Heisman Trophy -- given to the nation's best player. Garoppolo threw for 5,050 yards and 53 touchdowns in 2013. During his two seasons under Babers' guidance, he threw for 8,873 yards and 84 scores.

Babers, best-known for his offensive firepower, has proven to be an effective defensive coach, as well. The Panthers were in the top 30 nationally in scoring defense, red zone defense, and passing defense efficiency. They are also one of the most prolific defenses in the all of FCS at forcing turnovers, as they are sixth in the nation with a plus-14 turnover margin. EIU forced 37 turnovers on the year and ranks first in the country with 23 fumbles recovered.

Both Garoppolo and wide receiver Erik Lora were named the best at their position by the FCS Athletic Directors Association. Lora followed up his record breaking 2012 season (in which he was named OVC Player of the Year) by catching 123 passes for 1,554 yards and 19 touchdowns in 14 games. The 123 catches were the second-most in FCS history, trailing only the record-setting 136 catches he had in 2012. The 1,544 yards were the second-most in OVC history





# COACHING STAFF

(behind only his record of 1,664 set last year) and 15th in FCS history. His 19 receiving touchdowns were the most in OVC history as were his 35 career receiving touchdowns.

Under Babers, Eastern Illinois' offense used the talents of more than just one receiver as four wideouts had at least 700 yards and eight touchdowns this year. Adam Drake joined Lora with over 1,000 yards in 2013, as he caught 85 passes for 1,305 yards and 13 touchdowns. In addition to the aerial assault, EIU featured a dynamic rushing attack. As a team, the Panthers had 35 rushing touchdowns and featured two backs who had big years. Shepard Little rushed for 1,551 yards and 15 touchdowns on the season, while Taylor Duncan had 988 yards and 10 touchdowns.



The Babers Family (L-R): Breeahnah, Tasha, Dino, Susan, Jazzmin, and Paris

Prior to becoming the head coach at Eastern Illinois, Babers spent four seasons at Baylor under Art Briles from 2008-11. During his time in Waco, he served as the special teams coordinator, recruiting coordinator, and outside receivers coach, coaching NFL stars such as Robert Griffin III, Kendall Wright, and Josh Gordon. Prior to that, he spent four seasons at UCLA as an assistant head coach, recruiting coordinator and wide receivers coach. His other coaching stints have included stops at Pittsburgh, Texas A&M, Arizona, San Diego State, Purdue, Northern Arizona, Nevada, Eastern Illinois, Arizona State, and Hawaii.

More impressively, Babers has mentored 27 receivers who have played in the NFL, and several other top draft picks. Among the players who have been coached by Babers, six of them were drafted in the first two rounds. The Tennessee Titans drafted wide receiver Kendall Wright in the first round, while running back Trung Candidate was a first round pick by the St. Louis Rams in 2000. Four others—wide receivers Brian Alford, Will Blackwell, Dennis Northcutt and Josh Gordon—were taken in the second round.

Babers was a four-year starter at the University of Hawaii, Academic All-WAC, and captain his senior year. He is married to his wife Susan. They have four daughters—Breeahnah, Tasha, Jazzmin, and Paris.

## FORMER BABERS PLAYERS IN THE NFL

Channing Williams	Denver Broncos (10th)	Bethel Johnson	New England Patriots (2nd)
Vinny Amoi	New York Jets (11th)	Seth McKinney	Miami Dolphins (3rd)
Darryll Clac	Dallas Cowboys (2nd)	Terrence Murphy	Green Bay Packers (2nd)
Darryll Harris	Green Bay Packers	Jamaar Taylor	New York Giants (6th)
Jermaine Ross	St Louis Rams	Geoff Hangartner	Carolina Panthers (5th)
Brian Alford	New York Giants (3rd)	Brandon Miree	Denver Broncos (7th)
Az Zahir-Akim	St Louis Rams	Rashad Jennings	New York Giants (7th)
	(Pro Bowler)	Lousaka Polite	Miami Dolphins
DeAndre Maxwell	Washington Redskins	Craig Bragg	Green Bay Packers (6th)
Will Blackwell	Pittsburgh Steelers (2nd)	Matt Willis	Denver Broncos
Ephraim Salaam	Houston Texans (7th)	Matthew Slater	NE Patriots (5th)
Bobby Wade	Minnesota Vikings (5th)		(Pro Bowler)
Dennis Northcutt	Cleveland Browns (2nd)	Tab Perry	Cincinnati Bengals (6th)
Jeremy McDaniel	Buffalo Bills	Kahlil Bell	Chicago Bears
Brandon Manumaleuna	Chicago Bears (4th)	David Gettis	Carolina Panthers (6th)
Paul Shields	Indianapolis Colts	Terrance Williams	Dallas Cowboys (3rd)
Lance Briggs	Chicago Bears (3rd)	Lane Sampson	Pittsburgh Steelers
Larry Croom	Pittsburgh Steelers	Josh Gordon	Cleveland Browns (2nd)
Rodney Williams	Oakland Raiders		(Pro Bowler)
Mike Lucky	Dallas Cowboys (7th)	Jimmy Garoppolo	NE Patriots (2nd)
Edwin Mulitalo	Baltimore Ravens (4th)	Erik Lora	Minnesota Vikings
Yusuf Scott	Arizona Cardinals (5th)	D.J. Lynch	NE Patriots
Frank Middleton	Tampa Bay Buccaneers (3rd)	Gabe Martin	Arizona Cardinals
Trung Canidate	St Louis Rams (1st)		
Andrae Thurman	New York Giants		

## BABERS' FILE

EDUCATION: ..... Hawai'i (1984)  
 ..... Arizona State (1988)  
 WIFE: ..... Susan  
 CHILDREN: ..... Breeahnah, Tasha, Jazzmin, Paris  
 Overall Record: ..... 27-13  
 Record at BGSU: ..... Second Season

## BABERS' COACHING CHRONOLOGY

Head Coach ..... Bowling Green (2013-pres.)  
 Head Coach ..... Eastern Illinois (2011-13)  
 Assistant Coach ..... Baylor (2008-11)  
 Assistant Head Coach ..... UCLA (2004-07)  
 Assistant Coach ..... Pittsburgh (2003)  
 Offensive Coord. .... Texas A&M (2001-02)  
 Offensive Coord. .... Arizona (1995-2000)  
 Assistant Coach ..... San Diego State (1994)  
 Assistant Coach ..... Purdue (1991-93)  
 Assistant Coach ..... Northern Arizona (1990)  
 Assistant Coach ..... UNLV (1988-89)  
 Assistant Coach ..... Eastern Illinois (1987)  
 Graduate Assistant ..... Arizona State (1985-86)  
 Graduate Assistant ..... Hawai'i (1984)

## BABERS' POSTSEASON SUCCESS

2014 ..... Raycom Media Camellia Bowl (BGSU)  
 2013 ..... FCS Playoffs (Eastern Illinois)  
 2012 ..... FCS Playoffs (Eastern Illinois)  
 2011 ..... Alamo Bowl (Baylor)  
 2010 ..... Texas Bowl (Baylor)  
 2007 ..... Las Vegas Bowl (UCLA)  
 2006 ..... Emerald Bowl (UCLA)  
 2005 ..... Sun Bowl (UCLA)  
 2004 ..... Las Vegas Bowl (UCLA)  
 2003 ..... Continental Tire Bowl (Pittsburgh)  
 2001 ..... Galleryfurniture.com Bowl (Texas A&M)  
 1998 ..... Holiday Bowl (Arizona)  
 1997 ..... Insight.com Bowl (Arizona)  
 1987 ..... Rose Bowl (Arizona State)  
 1985 ..... Holiday Bowl (Arizona State)





## COACHING STAFF



# Kim McCloud

Assistant Head Coach, Second Season  
Hawai'i, 1991

Kim McCloud will begin his second year as an assistant coach at Bowling Green under Dino Babers in 2015. Following three seasons as Babers' defensive coordinator, McCloud will be promoted to assistant head coach/wide receivers for the 2015 season.

McCloud and Babers have an extensive background, having worked together on the staffs at both Baylor University and Eastern Illinois University prior to coming to Northwest Ohio.

In 2014, McCloud led one of the most aggressive defenses in the Mid-American Conference and FBS football. The Falcon defense forced 33 total turnovers in 14 games, intercepting 17 passes and forcing 16 fumbles.

staff, Nevada made three straight bowl appearances and won the 2006 Western Athletic Conference title.

McCloud coached a pair of All-WAC performers at Nevada with one first team selection on each side of the ball. Joe Garcia was a two-time All-WAC selection ranking 14th in the nation in interceptions in 2006. During his one season on the offensive side of the ball, wide receiver Nichiren Flowers was second in the WAC with 91 receptions.

A native of Los Angeles, Calif., McCloud was a four-year letterman and three-year starter at Hawai'i earning honorable mention All-WAC honors as a defensive back. He was a 1990 All-WAC Academic team selection earning his degree in 1991.

He signed a free agent contract with the San Diego Chargers in 1991 and played two seasons in the Canadian Football League (1991 & 1992) with the Saskatchewan Roughriders.

Following his playing career McCloud broke into the coaching ranks at Kaiser High School in Honolulu. He was a graduate assistant at Missouri in 1997 and helped the Tigers earn a Holiday Bowl Invitation. In 1998 he joined the staff at Idaho as a cornerbacks coach where the Vandals won the Big West Conference and capped the season with a win in the Humanitarian Bowl.

McCloud and his wife Renee have two children, Kaleb and Rachel.



### The McCloud File

EDUCATION: ..... Hawai'i (1991)

WIFE: ..... Renee

CHILDREN:..... Kaleb and Rachel

### McCloud's COACHING CHRONOLOGY

Asst. Head Coach..... Bowling Green (2015-pres.)

Defensive Coor..... Bowling Green (2014)

Defensive Coor..... Eastern Illinois (2012-13)

Assistant Coach ..... Akron (2011)

Assistant Coach ..... Baylor (2008-10)

Assistant Coach ..... Nevada (2000-07)

Assistant Coach ..... Idaho (1998-99)

Graduate Assistant..... Missouri (1997)

McCloud mentored true freshman Nick Johnson, who finished second in the MAC with five interceptions. His five picks tied the school record at BGSU for interceptions by a freshman, matching Martin Bayless' record from 1980. Another true freshman, Clint Stephens, finished the season with four interceptions.

Three Falcon defensive players were named All-MAC in 2014. Both linebacker Gabe Martin and Johnson were named second team, while defensive lineman Bryan Thomas earned third team recognition.

The Panthers were in the top 30 nationally in scoring defense, red zone defense, and passing defense efficiency under McCloud during the 2013 season. They were also one of the most prolific defenses in all of FCS at forcing turnovers, as they finished sixth in the nation with a plus-14 turnover margin. EIU forced

37 turnovers on the year and ranked first in the country with 23 fumbles recovered.

As a defensive unit the Panthers found their stride in forcing turnovers as EIU ranked 18th in the nation in turnovers gained for the 2012 season. During OVC play EIU's defense held opponents to 24 or less points in four games as the Panthers high-powered offense ranked among the nation's best. EIU turned in its best defensive performance of the year during a win over nationally ranked Eastern Kentucky when EIU held the Colonels to only seven points. As a unit EIU allowed only three individual rushers to gain 100 or more yards in a game during the season. The defense had four players earn All-OVC honors.

McCloud has experience coaching in the Mid-American Conference, as he was an assistant at Akron during the 2011 season.

McCloud has been in the collegiate coaching profession for more than a decade with post-season appearances at Baylor, Idaho, Missouri, Nevada, and Eastern Illinois.

At Baylor he helped coach an All-Big 12 safety in 2009 and 2010 while helping the Bears make an appearance in the Texas Bowl in 2010. Byron Lander was All-Big 12 in 2010 while Jordan Lake was All-Big 12 in 2008 and 2009. Lander totaled a team-high 127 tackles as a senior. Lake had back-to-back seasons with 90-plus tackles under McCloud's direction. In 2009 McCloud also coached Chance Casey, an All-Big 12 Freshman selection. During his final two seasons at Baylor, McCloud served as the Bears' defensive recruiting coordinator.

Prior to his time at Baylor, McCloud was an assistant at Nevada for eight seasons where he coached the defensive secondary in seven of his eight years. He moved over to coach the wide receivers during the 2004 season. During his final three seasons on the Wolf Pack



The McCloud Family (L-R): Kaleb, Rachel, Kim and Renee





## COACHING STAFF



# Brian Ward

## Defensive Coordinator, First Season McPherson, 1997

Bowling Green State University head football coach Dino Babers announced the hiring of new defensive coordinator Brian Ward on Feb. 13. Ward comes to Bowling Green after serving as the defensive coordinator at Western Illinois University the previous three years.

"We are really excited to welcome Brian Ward and his family to Bowling Green as our new defensive coordinator," Babers began. "Brian's defenses play with a lot of confidence and it's clear how disciplined and well-coached they are. His Western Illinois defense regularly finished as one of the best in the nation and we are excited to see what he does with our Falcon defense."

When Ward arrived at Western Illinois for the 2012 season, the Leathernecks' defense ranked among the bottom of the Football Championship Subdivision in most statistical categories. But, Ward quickly turned the defense around, molding the Leathernecks into one of the top defensive units in FCS football and the Missouri Valley Football Conference.

Ward's 2013 defense ranked seventh in the nation in total defense, while ranking third nationally in passing defense. The WIU defense also showed an incredible improvement in passing efficiency defense, tackles for loss, and sacks as Ward continued to implement his scheme during his second year.

"I'm very appreciative to Coach Babers for giving me this opportunity to work with the Falcon defense," Ward said. "I can't wait to meet the players and I'm ready to get to work!"

Under Ward, Western Illinois' defense turned in several unprecedented performances during the 2014 season. In a loss at Wisconsin, Ward's Leatherneck defense stifled Heisman Trophy-finalist Melvin Gordon, allowing him to rush for just 2.2 yards per carry (38 yards on 17 rushes). WIU allowed just nine points in the first half to the Badgers.

WIU's strong 2014 season continued under Ward in a 24-7 loss at Northwestern, as the WIU defense was once again up to the challenge on the road in a hostile Big Ten environment. Northwestern managed just 283 yards and 4.3 yards per play against Western Illinois and Ward's defense.

Against four-time defending FCS National Champion North Dakota State, Ward and the Leathernecks bottled up the Bison for three quarters, allowing just 17 total points to one of the nation's top offenses.

Ward mentored two players who earned MVFC postseason honors in 2014, including second team member Kevin Kintzel. Kintzel led the MVFC in tackles per game during the second half of the season before finishing fourth at 8.4 stops per game (team-leading 92 overall). He added 6.0 tackles for a loss and 3.0 sacks on the year. Kintzel broke up six passes, had two quarterback hurries, forced a fumble and recovered one, as well.

Defensive lineman Kris Harley was also named MVFC All-Newcomer team in 2014 under Ward. Harley started all 12 games for the Leathernecks, recording 35 total tackles on the year, of which 25 were solo stops. Harley added 6.0 tackles for a loss and shared the team lead with 3.5 sacks. Ward coached a total of seven All-MVFC performers on the defensive side of the ball during his first two seasons at Western Illinois. In 2012, despite losing four starters on defense and having eight players on the two-deep miss a total of 46 games, WIU still spent most of the year as one of the top teams in the country in both scoring defense and total defense. The defensive unit recorded 16 interceptions, the 10th-highest total in program history.

Ward joined the Leathernecks following a successful season at Drake University. Ward was instrumental in helping the Bulldogs to a 9-2 record and 2011 Pioneer Football League championship. He took over an already impressive defense and made it better as the Bulldogs jumped up the national rankings in every defensive category. As the 2011 season progressed, the Bulldogs' defense got stingier holding five of the final eight opponents to 14 points or less. Drake finished the year second nationally in rushing defense (77.2 ypg), third in red zone defense, fifth in sacks (39), seventh in scoring defense (17.8 ppg), 10th in total defense (295.4 ypg allowed), 13th in tackles for loss (7.7) and 23rd in pass efficiency defense. Ward coached the 2010 season at North Dakota State. The Bison led the MVFC in scoring defense that season, after finishing dead last in 2009. NDSU also recorded 18 interceptions in 2010.

He spent the 2006 season as the defensive coordinator at Tulsa Union High School, helping the program to a state semifinals appearance and holding opponents to just 10 touchdowns in 13 games played. In 2005 Ward was the co-defensive coordinator and special teams co-

ordinator at Missouri Southern. The squad blocked seven kicks that year (four punts/three field goals), set a record with 33 sacks during the 10-game season, and for the first time in 12 years returned a punt and kickoff back for a touchdown during the same season.

Ward served as assistant head coach, special teams coordinator, secondary coach and strength and conditioning coordinator under Eastern Michigan head coach Chris Creighton at Wabash College in Crawfordsville, Ind., for four seasons (2001-2004). He was named the 2002 American Football Coaches Association NCAA Division III National Assistant Coach of the Year while at Wabash.

In 2001, the Wabash defense ranked fifth in Division III with 36 turnovers, blocked six kicks, and led the North Coast Athletic Conference (NCAC) in interceptions. The Little Giants were undefeated during the 2002 regular season, NCAC champions and Division III quarterfinalists. The Wabash defense led D-III with 25 pass interceptions and 43 forced turnovers.

Wabash was ranked as high as No. 2 in the 2003 AFCA national poll when its defense ranked in Division III's top 10 nationally in total defense, rushing defense, interceptions and kickoff return average. In 2004 the Little Giants broke the school record by allowing only five touchdown passes during the season. Ward worked three years (1998-2000) at Glendale Community College as the defensive coordinator in charge of the secondary. His final two years the program won the Arizona Community College Athletic Conference championship, and in 2000 went 10-1 en route to the NJCAA National Championship.

A 1997 graduate of McPherson College, Ward spent three seasons (2007-09) at his alma mater as head coach compiling a 17-14 record. He led the Bulldogs to a 9-2 record and the program's first berth in the NAIA Football Championship series in 2009. In his final season at McPherson, Ward was voted the CollegeFanz.com Sports Network NAIA 'Coach of the Year'. During his tenure, the Bulldogs had seven All-Americans, two Kansas Collegiate Athletic Conference (KCAC) 'Players of the Year', seven NAIA Scholar-Athletes and 39 All-KCAC selections. The nine victories in 2009 set a program record for most victories, the first time reaching the 9-win milestone in the then 84-year history of the program and finished 12th in the final national poll.

He also served a stint as defensive coordinator and special teams coach at his alma mater following his playing days in 1997.

Ward holds a bachelor's degree in history from McPherson and also has a master's degree in organizational management from the University of Phoenix. He is married to the former Amy Brandseth, and the couple has three children—Travis, Ellie and Erin.

### THE WARD FILE

EDUCATION: ..... McPherson (1997)

WIFE: ..... Amy

CHILDREN: ..... Travis, Ellie, Erin

### WARD'S COACHING CHRONOLOGY

Defensive Coor. .... Bowling Green (2015-pres.)

Defensive Coor. .... Western Illinois (2012-14)

Defensive Coor. .... Drake (2011)

Assistant Coach ..... North Dakota State (2010)

Head Coach ..... McPherson (2007-09)

Defensive Coor. .... Tulsa Union HS (2006)

Co-Defensive Coor. .... Missouri Southern (2005)

Assistant Head Coach ..... Wabash (2001-04)

Defensive Coor. .... Glendale CC (1999-2000)

Defensive Coor. .... McPherson (1997)



The Ward Family (L-R): Amy, Travis, Brian, Erin and Ellie





# COACHING STAFF



## Sean Lewis

Co-Offensive Coordinator, Second Season  
Wisconsin, 2007

2015 will mark Sean Lewis' second year as an assistant coach at Bowling Green, as well as his fourth season coaching under Dino Babers. Lewis will serve as Co-Offensive Coordinator and coach quarterbacks in 2015 after coaching the receivers for each of the past three seasons, including last season at BGSU.

Lewis churned out one of the most productive wide receiver units in the nation during the 2014 season, as the Falcons were one of just three schools in FBS football to

have at least six receivers with 20-plus catches, four receivers over 30 catches, and three wideouts with more than 50 receptions.

The Falcons had 17 receiving touchdowns a season ago, including a team-high seven from true freshman Roger Lewis. Lewis maximized the potential of the freshman during his inaugural campaign, as he became the first freshman in school history to surpass 1,000 receiving yards on the season. Roger Lewis finished the season with 73 catches for 1,093 yards. He caught two touchdowns in the Camellia Bowl win and twice caught a game-winning touchdown in the final minutes.

Lewis brings a wealth of experience to the quarterbacks and in 2015. Recruited out of Illinois High School football as a quarterback, Lewis began his playing career in 2004 under center for the Wisconsin Badgers. He would make the switch to tight end for his final three seasons.

Under Lewis in 2013, Eastern Illinois receivers Erik Lora and Adam Drake both totaled over 1,300 yards receiving and 32 combined touchdowns. Lora was recognized as the best receiver in FCS football for his efforts. Lewis also mentored current BGSU graduate assistant Jeff LePak, who was an All-America tight end for EIU during the 2013 season.

During his first season as the inside wide receivers coach, Lewis helped coach Lora to one of the best individual seasons in FCS history, earning OVC Player of the Year honors while finishing fourth in the Walter Payton Award voting. He



set the FCS single season record with 136 receptions finishing with 1,664 yards. As a unit, EIU wide receivers hauled in a school record 341 passes during the year for 4,019 yards and 34 touchdowns.

Lewis began his career as an assistant coach and offensive coordinator at Richards High School in Oak Lawn, Ill. Lewis helped the school advance to the second round of the IHSA Class 6A state playoffs in 2009 with three All-Area players and one All-State performer. The team ranked eighth in IHSA in Class 6A in scoring offense at 34 points per game.

Lewis coached the 2010 season at Nebraska Omaha serving as the tight ends coach with that group combining for 51 catches, 879 yards and 12 touchdowns.

Lewis was a four-year member of the Wisconsin football program. He was a two-time Academic All-Big Ten selection, earning the honor in both 2006 and 2007. Lewis earned his degree from Wisconsin in 2007. The Badgers made four straight bowl appearances during Lewis' time on the team. Bowling Green and Wisconsin met on the gridiron in both 2005 and 2006. Lewis is married to his wife, Sarah and the couple has a dog - Champ.

### THE LEWIS FILE

EDUCATION: ..... Wisconsin (2007)

WIFE: ..... Sarah

### LEWIS' COACHING CHRONOLOGY

Co-Offensive Coord. .... Bowling Green (2015-pres.)

Assistant Coach ..... Bowling Green (2014)

Assistant Coach ..... Eastern Illinois (2012-13)

Graduate Assistant ..... Akron (2011)

Assistant Coach ..... Omaha (2010)

Offensive Coord. .... H.L Richards HS (2007-09)



The Lewis Family (L-R): Sean, Sarah and Champ





## COACHING STAFF



# Mike Lynch

Co-Offensive Coordinator, Second Season  
Montana, 2000

Mike Lynch enters his second season as an assistant coach with the Falcons in 2015. He will serve as Co-Offensive Coordinator and coach the offensive line and running backs this upcoming season, after coaching the running backs under Dino Babers for each of the past three seasons.

Prior to coming to Northwest Ohio, Lynch coached at Eastern Illinois for nine seasons including the final two under Babers.

Lynch led a running back trio which combined for 2,192 yards and 26 touchdowns on the ground in Travis Greene, Fred Coppet, and Andre Givens. Throughout the course of the 2014 season, each running back started a game and all three had at least one 100-yard game on the ground. Greene led the way for the Orange and Brown in 2014, totaling 949 yards on the ground and 12 TDs.

As the running backs coach in 2013, Lynch mentored two backs who anchored a rushing attack which totaled over 3,000 yards. Shepard Little rushed for 1,551 yards and 15 touchdowns a season ago, while Taylor Duncan had 988 yards and 10 touchdowns for the Panthers.

Lynch moved over to coach running backs in 2012 after coaching wide receivers the previous six seasons. During the 2012 season Lynch coached Jake Walker who earned second team All-OVC honors as he rushed for 1,133 yards on the season. Walker became just the tenth running back in EIU history to rush for more than 1,000 yards in a season. As a unit the running backs rushed for 20 touchdowns.

In 2011 Lynch's wide receivers unit accounted for 20 of the team's 33 touchdowns with junior Chris Wright hauling in 11 touchdown passes. Prior to an injury to senior Lorence Ricks, the Panthers were one of only three teams at the FCS level with three active 1,000 yard receivers on the roster. EIU's wide receiver corps hauled in 160 passes for 1,960 yards.



In 2009 Lynch helped coach one of the youngest wide receiving groups in the nation as three starters were underclassmen. That unit responded by hauling in 19 touchdown passes with 184 receptions for 2,288 yards. It was a balanced attack where the top receiver had only 32 catches with eight different receivers accounting for Panther touchdowns. In 2010 that same group of receivers caught 193 passes for 2,279 yards and 18 touchdowns. Four different receivers posted 100-plus yard receiving days including Chris Wright with 217 yards during an overtime win at Tennessee State which ranks third on EIU's career list.

In 2007, EIU wide receivers hauled in 218 passes for 2,300 yards in-

cluding another big year by senior Micah Rucker who had 9 touchdowns and 777 yards receiving.

During the 2006 season Lynch helped coach Micah Rucker as the junior receiver earned second team All-American honors for the Panthers with 13 touchdowns and 966 yards receiving.

Prior to joining the EIU staff, Lynch made a name for himself as a member of the Utah State coaching staff from 2000-04. While with the Aggies, Lynch helped coach three tight ends that would sign with NFL teams. Chris Cooley was a third round selection of the Washington Redskins in the 2003 draft while J.R. Suguturaga and Casey Poppinga both signed free agent contracts.

A Roseville, Calif. native, Lynch played two seasons at Sierra Junior College in California before playing two seasons at center at the University of Montana. His 1997 and 1998 Grizzly teams won 16 games making two straight NCAA I-AA playoff appearances. He would serve as a restricted earnings coach in 1999 on the UM staff.

Lynch earned his bachelor's degree from Montana and a masters in secondary education from Utah State. He was married to the former Emily Schilling in June 2011. The couple has two children – Madison and Will.

### THE LYNCH FILE

EDUCATION: ..... Montana (2000)

WIFE: ..... Emily

CHILDREN: ..... Madison and Will

### LYNCH'S COACHING CHRONOLOGY

Co-Offensive Coord. .... Bowling Green (2015-pres.)

Assistant Coach ..... Bowling Green (2014)

Assistant Coach ..... Eastern Illinois (2005-13)

Assistant Coach ..... Utah State (2002-04)

Graduate Assistant ..... Utah State (2000-01)

Restricted Earnings ..... Montana (1999)



The Lynch Family (L-R): Will, Emily, Mike and Madison





## COACHING STAFF



# Tom Kaufman

Special Teams/Defensive Line, Second Season  
John Carroll, 2003

Tom Kaufman enters his second season at Bowling Green in 2015. He will coach the defensive line and special teams. Kaufman has coached under Babers in each of the past three seasons.

In 2014, Kaufman had one of the strongest linebacker units in the Mid-American Conference. Second team All-MAC performer Gabe Martin led the team with 115 total tackles. He recorded a MAC-high 18.0 tackles for loss and also added

2.5 sacks, six passes defended, two interceptions, three quarterback hurries, one fumble forced, a fumble recovery, and a blocked field goal. Kaufman mentored one of the most integral position changes for the Falcons last season, as James Sanford made the switch from defensive back to linebacker, recording 71 tackles and making nine starts.

On special teams, Kaufman's units were among the most impressive in the MAC. Punt returner Ryan Burbrink was named first team All-MAC at the position, while placekicker Tyler Tate was named to the third team. Tate set the school record for field goals made in a single season at BGSU in 2014. In addition, punter Joe Davidson set the school record for punt attempts and punting yardage, while kick returner Clint Stephens set a school record for longest kick return with his 96 yard touchdown return against Ball State.

During his time at EIU, Kaufman's linebackers were routinely a major factor on one of the best defenses at forcing turnovers in the country. In 2013, linebacker Robert Haynes was named All-OVC under the guidance of Kaufman.



On special teams, EIU had one of the best units in the country. The Panthers finished 2013 with the No. 1 punt return unit, averaging 20.0 yards per return. Eastern Illinois also blocked two kicks and had four special teams' touchdowns. Kaufman's kickoff coverage unit finished as the third-best in the country.

Kaufman coached a young group of linebackers during his first season. Robert Haynes ranked among the OVC leaders in tackles as he led the Panthers with 101. LeQuince McCall earned All-OVC Newcomer team honors finishing the year with 82 tackles. The linebacker corps helped EIU rank 18th in the nation in turnovers gained.

Kaufman worked as a quality control coach at Texas in 2011 helping the Longhorns earn a bid to the Holiday Bowl.

Prior to working at Texas, Kaufman spent one season as a quality control coach at Kansas (2010) and one season as a graduate assistant at Mississippi State (2009).

In 2008 Kaufman was the defensive coordinator at the University of Chicago before making the jump to NCAA Division I.

Kaufman is familiar with the Midwest with five years as an assistant coach at two Division III schools in Ohio. He was the linebackers and special teams coach at Case Western Reserve from 2005-07 helping the team go 10-0 during the 2007 season, advancing to the second round of the NCAA playoffs. At Case Western he coached Tom Brew – a two-time Gagliardi Trophy finalist and three conference players of the year.

Kaufman was the linebackers coach at Heidelberg College from 2003-04 earning his master's degree in education in 2005.

Kaufman played at John Carroll (Ohio) University, earning all-conference and academic all-conference honors. He earned his bachelor's degree in English in 2003 and is married to his wife, Stephanie.

### THE KAUFMAN FILE

EDUCATION: ..... John Carroll (2003)

WIFE: ..... Stephanie

### KAUFMAN'S COACHING CHRONOLOGY

Assistant Coach ..... Bowling Green (2014-pres.)

Assistant Coach ..... Eastern Illinois (2012-13)

Defensive Quality Control ..... Texas (2011)

Defensive Quality Control ..... Kansas (2010)


Graduate Assistant ..... Mississippi State (2009)

Defensive Coordinator ..... Chicago (2008)

Assistant Coach .... Case Western Reserve (2005-07)

Head Coach ..... Heidelberg JV (2003-04)

Assistant Coach ..... Case Western Reserve (2002)



The Kaufman Family (L-R): Khaki, Tom and Stephanie





## COACHING STAFF

COACHING STAFF



# Nick Monroe

Secondary, Sixth Season  
St. Cloud State, 2001

Nick Monroe will enter his sixth season as an assistant coach at Bowling Green State University in 2015. He will coach the secondary under head coach Dino Babers.

The 2014 Falcons were tasked with adjusting to a new scheme, which was especially tough after losing three starters in the secondary from the following year. The only returning starter from the

defensive secondary was Ryland Ward, who finished his career with more than 50 games played. Safety Brian Sutton, who made a position change in 2014, finished second on the team with 104 tackles.

Two true freshmen—Nick Johnson and Clint Stephens—turned into a dangerous duo at the cornerback position under Monroe in 2014. Johnson and Stephens combined for nine interceptions in 2014, including Johnson's five which tied a school record among true freshmen. The duo were the only two true freshman in the country to have four-or-more interceptions on the season.

2013 was a banner year for the Bowling Green secondary under Monroe, as the Falcons finished the year with the sixth-best passing defense in the country. Once again, senior BooBoo Gates was named first team All-MAC at safety. The most notable defensive performance by the Falcons came in game 11, when the Falcons held Eastern Michigan to just four passing yards in a 55-7 win.

### THE MONROE FILE

EDUCATION: .....St. Cloud State (2001)

WIFE: ..... Nicole

### MONROE'S COACHING CHRONOLOGY

Assistant Coach. .... Bowling Green (2010-pres.)

Co-Defensive Coord. .... Colgate (2009)

Assistant Coach/Recruiting. .... Colgate (2006-08)

Assistant Coach ..... Colgate (2004-05)

Assistant Coach ..... Allegheny (2002-03)

In 2012 Monroe established one of the best secondary units in the country, finishing the season ranked as the 13th-best pass defense (190.1) in the nation. On three different occasions his secondary did not even allow 100 yards passing. His secondary featured a pair of All-MAC performers in Gates (first-team) and Cameron Truss (third-team).

Monroe's vision could be seen back in 2011 when it featured arguably the youngest secondary in the country with three sophomores and two freshmen. Truss led the team with nine pass breakups, while first-year starters Ryland Ward and Aaron Foster were third on the team with 69 tackles.

In 2010 Monroe coached a secondary that featured four new starters. Monroe helped coach Jovan Leacock, who came to BGSU as a wide receiver, into a safety that finished second on the team with 91 tackles and added two interceptions. The secondary also featured Truss, who led the team with seven pass breakups.

Prior to his time at BGSU Monroe was the co-defensive coordinator and recruiting coordinator at Colgate University. He spent six years on the defensive side of the ball, beginning as the defensive ends coach before moving to the secondary in 2006.

In 2009, Colgate finished the season ranked No. 1 in total defense in the Patriot League. In his last three years as the secondary coach, Monroe had four first-team All-Patriot League selections and one second-team pick.


In 2008, cornerback Wayne Moten was named Colgate's Defensive MVP and was first-team all-league.

In 2009, strong safety Uzi Idah was named Colgate's Defensive MVP and was first-team all-league. The same season, true freshman cornerback Demetri Diamond was named the Patriot League Rookie of the Year.

Colgate won a pair of Patriot League Championships while Monroe was there in 2005 and 2008. Both league championships earned berths to the Division 1-AA (now FCS) National Playoffs.

Prior to his time at Colgate, Monroe was the secondary coach for two seasons at Allegheny College, where the team won the conference championship in 2003 and earned a berth in the NCAA Division III National Playoffs.

Monroe was a four-year letterwinner at St. Cloud State University at cornerback. He graduated from St. Cloud State in 2001 with a degree in marketing and is married to his wife Nicole.



The Monroe Family (L-R): Nicole and Nick





## COACHING STAFF

## COACHING STAFF



### Mike Mickens

Cornerbacks, Second Season  
Cincinnati, 2011

Mike Mickens enters his second year as an assistant under Dino Babers in 2015. Mickens coaches cornerbacks for the Falcons.

The 2014 season featured several milestones for Mickens' cornerbacks. Jude Adjei-Barimah, who made the switch after playing rover in 2013, finished third on the team with 82 tackles. He was also third on the team with 12 passes defended. Mickens mentored two



true freshmen cornerbacks in 2014 who combined for nine interceptions. Nick Johnson finished the year with five interceptions – tied for most in school history among true freshman with Martin Bayless (1980). The pair of corners were the only two true freshmen in the nation to record more than four interceptions on the season.

Mickens came to Bowling Green from Idaho, where he coached under head coach Paul Petrino. He has previously coached at Indiana State and Cincinnati, in addition to Idaho.

He was drafted by Dallas in the 2009 NFL Draft. He wound up playing for both Tampa Bay and Cincinnati as well as the Calgary Stampeders before retiring because of injury.

As a collegian, he is Cincinnati's career leader in interceptions (14) as well as interception return yards (296). He was named an All-American in 2007 and 2008 and was a semifinalist for the Jim Thorpe Award. Additionally Mickens was named All-Big East four times during his career, twice on the first team and twice on the second team.

A native of Dayton, Ohio, Mickens is a graduate of Wayne High School where he was a two-time All-Greater Western Ohio Conference cornerback and helped the Warriors to a 24-9 record as well as two league titles during his three seasons. He recorded 205 tackles, 10 interceptions and returned a kickoff for a touchdown and won the Ohio State 300-meter hurdles championship as a junior.

He earned a bachelor's degree in criminal justice from Cincinnati in 2011. He is married to his wife, Jessica.

#### THE MICKENS FILE

EDUCATION: ..... Cincinnati (2011)

WIFE: ..... Jessica

#### MICKENS' COACHING CHRONOLOGY

Assistant Coach. .... Bowling Green (2014-pres.)

Assistant Coach ..... Idaho (2013)

Assistant Coach ..... Indiana State (2012)

Graduate Assistant ..... Cincinnati (2011)



The Mickens Family (L-R): Jessica and Mike



## COACHING STAFF



### Tom Freeman

Offensive Line, Second Season  
San Diego State, 1969

Tom Freeman will enter his second year as an assistant coach under Dino Babers at Bowling Green State University. Freeman will assist with the offensive line this season and also coach the tight ends. He coached the defensive line in 2014. Freeman has more than 30 years of collegiate coaching experience.

In 2014, Freeman guided a defensive line that was slowed down by the injury of starting nose tackle Zach Colvin to begin the season. Third team All-MAC performer Bryan Thomas anchored the line, recording eight sacks on the year. Both Charlie Walker, a defensive end, and Gus Schwieterman, nose tackle who replaced Colvin, registered over 50 tackles on the season. Starting defensive tackle Taylor Royster finished the season with four fumble recoveries – most in the MAC.



Freeman and Babers have a long time association that started when Babers was a player at the University of Hawai'i. Freeman was the offensive guards and centers coach for Hawai'i from 1975-81. Freeman has also been on the coaching staff with Babers at Arizona State, Purdue and Pittsburgh, prior to joining Babers' staff at Eastern Illinois in 2013.

Freeman was the offensive line coach for the Saskatchewan Roughriders of the Canadian Football League in 2010. He helped coach the team to the CFL West Division Championship as the team lost in the Grey Cup.

Prior to that Freeman served as the offensive coordinator at Weber State for one season and offensive line coach at Central Florida for two years. The 2009 Weber State team advanced to the FCS playoffs while the 2007 UCF team won the Conference USA title and played in the Liberty Bowl.

He was a member of Coach Walt Harris' staff at both Pittsburgh and Stanford, serving as the run game coordinator. At Pittsburgh, where he coached from 1997-2004, the Panthers made six bowl game appearances including the 2005 Fiesta Bowl. Freeman coached on the staff of the 1999 Blue-Gray Game and 2004 East-West Shrine Game.

Freeman was at Purdue from 1991-96 and Arizona State from 1984-91. He served as the offensive line coach at Purdue while coaching guards and centers at ASU. As a member of the Sun Devils staff he helped coach the team to three bowl games including the 1987 Rose Bowl.

He is a graduate of San Diego State and coached his alma mater from 1981-83 and is married to his wife, Joanne.



The Freeman Family

#### THE FREEMAN FILE

EDUCATION: .....San Diego State (1969)

WIFE: .....Joanne

#### FREEMAN'S COACHING CHRONOLOGY

Assistant Coach ..... Bowling Green (2014-pres.)  
Assistant Coach .....Eastern Illinois (2013)  
Assistant Coach .....Oviedo HS (2011)  
Assistant Coach ..... Saskatchewan (CFL) (2010)  
Offensive Coordinator..... Weber State (2009)  
Assistant Coach ..... Central Florida (2007-08)  
Run Game Coord.....Stanford (2005-06)  
Run Game Coord.....Pittsburgh (1997-04)  
Assistant Coach ..... Purdue (1992-96)  
Assistant Coach ..... Arizona State (1984-91)  
Assistant Coach ..... San Diego State (1981-83)  
Assistant Coach ..... Hawaii (1975-80)  
Assistant Coach .....San Diego City College (1974)  
Assistant Coach .....Santa Ana College (1970-73)  
Graduate Assistant .....San Diego State (1969)





## COACHING STAFF



### Andrew Sowder

Outside Receivers, Second Season  
Baylor, 2011

Sowder begins his second year at Bowling Green, and will coach outside receivers in 2015. He comes to the Falcons after coaching under Dino Babers the past two seasons at Eastern Illinois. At EIU, Sowder was responsible for the outside receivers. After serving as Director of Player Personnel & Recruiting in 2014, Sowder will be back on the field in a coaching role for the 2015 season.

A main role that Sowder filled on the Falcons' support staff is that of the recruiting coordinator. Under Sowder's direction, the Falcons' coaching staff secured 21 student-athletes in their 2015 recruiting class. Sowder was responsible for scheduling recruiting travel, official visits, and managing the recruiting process for the Orange and Brown.

2013 was a banner year for the receiving core at EIU. Sowder coached the outside receivers, as the the Panthers

caught 395 passes for 5,213 yards and 55 touchdowns. EIU's receivers averaged 13.2 yards per catch and 372.4 yards per game during the school-record breaking season.

During the 2012 season Sowder helped coach a wide receiver unit that hauled in a previous school record 341 passes for 4,019 yards and 34 touchdowns. The outside group was led by seniors Chris Wright and Chavar Watkins. Wright matched the OVC record for consecutive games with a touchdown reception as he finished in the EIU career top ten in yards, receptions and touchdown catches.

Sowder was a student coach at Baylor assisting Babers with the wide receivers and special teams in 2009 and 2010 following a playing career with the Bears.

During the 2011 season Sowder worked as the running backs coach at West Texas A&M with the team posting an 8-3 record including a win over Central Missouri in the Kanza Bowl. He coached running back Khiry Robinson who was the MVP of the Kanza Bowl and is now a member of the New Orleans Saints.

#### THE SOWDER FILE

EDUCATION: .....Baylor (2011)

#### SOWDER'S COACHING CHRONOLOGY

Assistant Coach. .... Bowling Green (2015-pres.)

Player Personnel ..... Bowling Green (2014)

Assistant Coach ..... Eastern Illinois (2012-13)

Assistant Coach ..... West Texas A&M (2011)

Student Assistant ..... Baylor (2009-10)



Sowder is very familiar with Babers' #FalconFast offensive system having played and coached under Art Briles. He was a tight end at Baylor during the 2007 and 2008 seasons. In August of 2009 he became a student coach assisting Babers with the wide receivers and tight ends. Baylor ended the season with an appearance in the Texas Bowl as the offensive unit ranked 12th in the nation in total offense.

Sowder earned his undergraduate degree from Baylor in 2011 in film/digital media.



## COACHING STAFF

COACHING STAFF



# Sean Edinger

## Strength & Conditioning, Second Season

Sean Edinger enters his second season at Bowling Green State University as Director of Strength & Conditioning. He comes to BGSU from Eastern Illinois, where he had served in a similar role since June 2012. He oversees the strength and conditioning for all of Bowling Green's 18 varsity sports.

Edinger arrived at EIU following three years as the head strength coach at Central Missouri where he was directly responsible for all aspects of the Mules strength and conditioning program. Prior to his hiring at UCM, Edinger was the head strength coach for football and volleyball at the Haskell Indian Nations University in Lawrence, Kansas from 2008-09.

Edinger was a graduate assistant at Missouri from 2006-08 directly covering the sports of volleyball and tennis. He helped assist with the Tigers football strength program working with players in preparation for pro days and professional combines.

He is a 2006 graduate of Kansas with a master's degree from Missouri (2008). Edinger holds certifications as a NSCA Certified Strength and Conditioning Specialist, USA Weightlifting Sport Performance 1

and CSCCa Strength and Conditioning Coach Certified. He has more than 18 years of experience in martial arts and was a United States National Karate Team Member for five years.



(Left) Edinger motivates a student-athlete on the football team during summer workouts.




(Right) Edinger speaks with Taylor Royster (pictured) prior to a morning lift during summer workouts.





## COACHING STAFF



### Brad Wittke

Director of Football Operations  
First Season

Brad Wittke enters his first season as Director of Football Operations at Bowling Green State University in 2015. Wittke has worked with the Pittsburgh Power, Eastern Illinois University, and Arizona State University.

Wittke, who is the son of BGSU Recruiting Coordinator Roy Wittke, comes to Northwest Ohio with a vast background in the operation of a football program. Wittke has worked with the Pittsburgh Power, Eastern Illinois University, and Arizona State University.

A 2009 graduate of Arizona State, Wittke earned his Masters degree from Eastern Illinois in 2011. During his time in Tempe, Wittke served as an operations assistant with the men's basketball program. Wittke assisted with film exchange, high school relations, recruiting travel and other requests during his tenure with ASU.

Upon graduation with his degree in management, Wittke enrolled at EIU where he studied sport administration. While in Charleston, Wittke served as an Intern with PlayNextLevel.com and was also a graduate assistant at Eastern Illinois in the New Student Programs. Late in his time, Wittke became a football scouting assistant where he aided with breaking down film, both on future opponents and also on current members of the team.

Wittke began his tenure in the AFL as an operations assistant with the Pittsburgh Power shortly after the conclusion of the 2011 season. During his first season with the Power, Wittke assisted with all projects relating to football operations, game day experience, and player personnel. He was also in charge of travel coordination and ensuring that players had proper accommodations during their time with the organization.

Wittke was then shifted into the role of Director of Player Personnel where he oversaw all decisions related to the recruitment and signing of players from July of 2012 through the 2014 season. During his tenure in the player personnel role, Wittke retooled a roster which improved 11 wins from the 2013 to 2014 season. He was responsible for expanding the scouting and recruitment of all players during his time in that role.

At Bowling Green, Wittke will be responsible for the day-to-day operations of the football program, which include travel, team meals, and will have a role in most non-coaching decisions.



### Roy Wittke

Recruiting Coordinator  
Second Season

Roy Wittke begins his second season at Bowling Green State University in 2015. He will be the Falcons' Recruiting Coordinator for the upcoming season. Wittke came to Northwest Ohio following 19 seasons at Eastern Illinois. He spent the past three seasons as Director of Football Operations under Babers.

Prior to being named Director of Football Operations, Wittke served as the offensive coordinator for EIU in two different stints under head coach Bob Spoo.

Wittke rejoined the Panthers football program on May 1, 2008 as the offensive coordinator, a position he previously served in from 1990-2002.

Following the loss of two senior quarterbacks from 2009 and the loss of two senior running backs to open the season, Wittke helped coach freshman quarterback Jimmy Garoppolo as he earned All-OVC Newcomer honors. Garoppolo would have ranked third in the OVC in passing yards but did not appear in enough games. In 2010 Garoppolo continued to develop as he moved into the EIU career and single season passing lists in several categories.

EIU's 2009 offense featured a more balanced offensive attack as quarterback Jake Christensen and running back Mon Williams were both second team All-OVC selections. The Panthers scored 19 touchdowns through the air and another 11 on the ground.

In 2008 the Panthers offense produced a 1,000 rusher for the fifth straight season as Travorus Bess climbed into the career Top 15 on the Panthers charts.

Wittke returned to EIU following his most recent stint at Northern Illinois during the 2007 season where he served as the offensive coordinator and quarterbacks coach.

Wittke is best known for helping to develop current Dallas Cowboys signal caller Tony Romo as the Panthers offensive coordinator from 1990-2002. During that time frame EIU posted 82 wins, made five FCS playoff appearances and was capped off by Romo earning the 2002 Walter Payton Award. He was named the AFCA Division I-AA Assistant Coach of the Year in 2002 as the Panthers offensive unit ranked fourth in the nation in scoring (35.3 ppg) and fifth in total offense (452.6 yards/game).

During his first stop at EIU, Wittke coached 14 players who earned offensive All-American honors and numerous all-conference selections in both the Ohio Valley Conference and Gateway Football Conference. Three of his offensive units rank among the top five at EIU for total offense and scoring in a season.

Following the 2002 season, Wittke worked as the offensive coordinator at the University of Arkansas from 2003-05 and one season at both Arizona State University (2006) and Northern Illinois (2007). Wittke coached in both the 2003 Independence Bowl with Arkansas and the 2006 Hawai'i Bowl with Arizona State.

He has also had stints at his alma mater Wisconsin Eau-Claire (1979-81), Montana State (1982-84) and Central Missouri State (1985-89).

Wittke is a native of Racine, Wis., and a 1982 graduate of Wisconsin Eau-Claire. He and his wife Patty have three children -- sons Brad and Jeff and daughter Bekah.





# GRADUATE ASSISTANT COACHES

COACHING STAFF



## John Pike

Graduate Assistant  
First Season

John Pike enters his first season as a graduate assistant on Dino Babers' coaching staff in 2015. Pike, who played at both San Diego Mesa College and North Dakota State University, graduated with his degree in health, nutrition, and exercise sciences.

Pike started his collegiate playing career at San Diego Mesa College, where he was named team Most Valuable Player after recording 10 interceptions (school record) in 2009. He also won the Golden Helmet award for the team's highest GPA. Pike then transitioned to North Dakota State University, where he played his final two seasons for the Bison. During his senior season, he helped NDSU win their first National Championship in school history.

Following his collegiate playing career, Pike played for two seasons with the Stuttgart Scorpions of the German Football League. After his playing days were up, Pike coached for one season at the College of Idaho, where he helped the first-year NAIA program to four wins. At College of Idaho, Pike was responsible for cornerbacks while also serving as assistant strength coach.

Pike is the son of Pam and Mike, and has one sister – Branigan. He will assist with the coaching of the linebackers during the 2015 season with the Falcons.



## Jeff LePak

Graduate Assistant  
First Season

Jeff LePak enters his first season as a graduate assistant on Dino Babers' coaching staff in 2015. LePak, who played at both Baylor and Eastern Illinois, graduated from EIU with a degree in psychology.

After three seasons at Baylor (2010-12), LePak opted to transfer to play for Babers at Eastern Illinois where he quickly became an All-Conference and All-America tight end. LePak was a captain for the Panthers during the 2014 season.

During his two seasons at EIU, LePak caught 81 passes for over 1,000 yards and nine touchdowns. He was named All-Ohio Valley Conference first team in both 2013 and 2014, while being named a third team All-American by Sports Network and CSN Fab 50 following the 2013 season. In the 2013 season spent in Babers' offensive system, LePak caught 51 passes for eight touchdowns.

LePak will work with the tight ends at Bowling Green during the 2015 season.



## Vincent Marshall

Graduate Assistant  
Second Season

Vincent Marshall enters his second season on Dino Babers' coaching staff in 2015. Marshall, a graduate assistant on the offensive side of the ball, will work the running backs during his second season at BGSU.

A two-time All-Conference USA receiver at the University of Houston, Marshall signed as an Undrafted Free Agent with the Atlanta Falcons in 2007. He would go on to win the 2007 Grey Cup with the Saskatchewan Roughriders of the Canadian Football League.

After joining the Houston football team as a walk-on in 2002, Marshall would set a school record in the 2003 Hawaii Bowl with seven catches for 157 yards. In 2005, Marshall was named first team All-Conference at wide receiver, becoming just the seventh player in Houston's program history to surpass 2,000 career receiving yards.

Marshall has coached since 2011, serving as an assistant coach at Southwestern Assemblies of God University, and Seguin High School. Marshall earned his Masters degree from Southwestern Assemblies of God University in 2012.



## Ben Olson

Graduate Assistant  
Second Season

Ben Olson, a 2013 graduate of Eastern Illinois University, begins his second season on Dino Babers' staff at Bowling Green in 2015. Olson, a graduate assistant on the defensive side of the ball, has worked primarily with the defensive line during his time at BGSU.

Prior to coming to Bowling Green Olson, who served as an undergraduate student coach under Babers at EIU, also coached linebackers at Rose-Hulman Institute of Technology during the 2013 season.

Rose-Hulman captured the 2013 HCAC Championship. Olson coached two All-HCAC linebackers. He was also integral in coaching the best kickoff coverage unit in all of Division III football. Olson gained valuable experience as the defensive coordinator for the junior varsity team at Rose-Hulman.

Olson, who played at Eastern Illinois from 2008-09, was a defensive lineman before being medically disqualified.





## SUPPORT STAFF



### Alfred Castillo

Assistant AD/Sports Medicine  
Second Season

Alfred Castillo was named Bowling Green Assistant Athletics Director for Sports Medicine in June of 2014. He comes to BGSU after serving as the head athletic trainer at Southeast Missouri State since

2006.

Castillo is charged with overseeing Bowling Green's sports medicine/athletic training department as well as playing a lead role in sport performance within the athletics department. Prior to his time at Southeast Missouri State, Castillo was an assistant athletic trainer at Missouri from 2001-06 and at Texas A&M from 1999-01. Prior to that, he was the head athletic trainer at PSJA North High School from 1996-99. He also served as rehab coordinator at Quality Therapy Services from 1995-96.

Castillo earned a bachelor's degree in kinesiology from Texas-Pan American in 1995 and a master's degree in sports physiology from Texas A&M in 2001. He and his wife Mary Ann have two children, Matthew and Jordyn.



### Chris Zuccaro

Video Coordinator  
Seventh Season

Chris Zuccaro enters his sixth season as BGSU's Football Video Coordinator. Zuccaro is responsible for overseeing all of the day to day video and technology needs for the football program including the filming and editing of games and

practices, producing scouting cutups of opponents, and managing the program's DVSport video network.

He is a two-time MAC Video Coordinator of the Year, capturing the award in 2010 and 2011.

He and his student staff also produce highlight videos for the program and assist with the video needs of other areas of BGSU Athletics.

Prior to coming to BGSU, Zuccaro served as the Football Video Coordinator at Western Kentucky University from 2007 to 2008. While there, he oversaw the video and technology needs of the football team during its transition from the NCAA Football Championship Subdivision (FCS) to the Football Bowl Subdivision (FBS). He also assisted in the video and technology design of the new football operations building.

A native of Natchez, Mississippi, Zuccaro graduated from the University of Southern Mississippi in 2006 with a degree in Sport Administration. He and his wife, Jamie, have two children.



### Tommy Rapier

Assistant AD/Equipment Operations  
First Season

Tommy Rapier is in his first year as the Assistant Athletics Director for Equipment Operations for Bowling Green State University. Before coming to Bowling Green, Rapier held the same position for

the Eastern Michigan University athletics department.


Before coming from Ypsilanti, Rapier worked as an equipment assistant for the NFL's Cleveland Browns. He was responsible for making sure that players, coaches, and staff adhered to the equipment and apparel regulations set forth by the National Football League, Nike, and individual apparel contracts for training camp, preseason, and regular season contests. Rapier was also in charge of the set-up of home and away locker rooms while also overseeing the loading, transport, an unloading for equipment and trunks for all contests.

Rapier spent four seasons (2009-13) working with Old Dominion University as the Assistant Athletic Director for Athletic Equipment and Facilities. He oversaw the equipment room operations of 18 NCAA Division I sports consisting of 465 athletes as the school began its transition to the Football Bowl Subdivision (FBS) and Conference USA. He also oversaw the facility needs for S.B. Ballard Stadium at Foreman Field and the L.R. Hill Sports Complex.

A 2004 graduate of Virginia Tech with a bachelor's degree in secondary education, he spent seven years working with the Hokies' athletic programs.

A certified member of the Athletic Equipment Managers Association (AEMA), Rapier is also Equipment Manager Certified (E.M.C.) as well as having earned his CoachComm Sideline Communication certification.

A native of Chesapeake, Va., Rapier and his wife Angie have three sons, Talon, Ty and Trey.



### Chet Hesson

Assistant AD  
Academic & Student Services

Chet Hesson began as Assistant Athletics Director for Academics & Student Services in Oct. of 2014. He is responsible for the overall management and provision of academic support services for all BGSU student-athletes. This position also includes monitoring and managing continuing eligibility/satisfactory progress in regards to academic compliance with BGSU, the Mid-American Conference, the Western Collegiate Hockey Association and NCAA rules. In addition, Hesson manages the department's responsibility in the certification process and education of academic and NCAA academic compliance regulations to faculty and staff. Hesson also serves as the primary academic coordinator for men's basketball and hockey.



# MEET THE 2015 FALCONS



## 2015 FALCON SENIORS



**#BGNIKE**





## 2015 RETURNERS



### Bryan Baird

**#99 • DEFENSIVE LINE**  
**6-4 • 243 • R-SR**  
**SPRING VALLEY, OHIO**  
**(BELLBROOK)**

**2014:** Played in 13 games, recording a season high three tackles at UMass on Sep. 27 and vs. Ball State on Nov. 28 ... ended the season with a total of 19 tackles, seven were unassisted and 12 were assisted ... had six multi-tackle games...**2013:** Played in 10 games, but missed the final three games of the season ... recorded 12 tackles from his defensive end position ... had 4.0 tackles for loss for 22 yards ... also recorded 2.0 sacks and one quarterback hurry ... recorded five multi-tackle games ... had a season-high four tackles (1 ua, 3 a) on Oct. 5 vs. UMass ... recorded TFLs vs. Indiana, Miami, and Ohio...**2012:** Played in 11 games ... finished season with 12 tackles, 3.0 tackles for loss, 2.0 sacks and a fumble recovery ... had five tackles versus Florida ... had three tackles versus Rhode Island and Miami ... added two sacks and a fumble recovery versus the RedHawks...**2011:** Redshirted...**High School:** Is a 2011 graduate of Bellbrook High School ... coached by Kevin Basinger ... team captain ... three-year starter ... had six sacks and 13 tackles for loss as a senior ... earned first-team All-SWBL honors...**Personal:** Full name is Bryan Christian Baird ... born Oct. 21, 1992 ... son of Tom and Kim Baird ... has one brother and two sisters ... majoring in management.



### Aaron Banks

**#11 • LINEBACKER**  
**6-2 • 239 • R-SO**  
**CHICAGO, ILL.**  
**(SIMEON)**


**2014:** Played in four games on the season ... recorded a total of six tackles on the season, three unassisted and three assisted...**2013:** Did not play...**High School:** Played three years of varsity football at Simeon High School, earning city championships as a junior and senior ... Named a top 35 player in the state of Illinois ... Also played two years of basketball in high school...**Personal:** Full name is Aaron Romer Banks ... Son of Andre Banks ... Three brothers -- Armani, Auri and Abraham, and a sister Andreanna ... Major is sport management.



### Nilijah Ballew

**#25 • DEFENSIVE BACK**  
**6-0 • 210 • SO**  
**CINCINNATI, OHIO**  
**(WALNUT HILLS)**

**2014:** Played in 10 games, recorded a season high four tackles at UMass on Sep. 27 ... ended the season with eight total tackles, six unassisted and two assisted ... had one broken up pass in two games; those being UMass on Sep. 27 and vs. Buffalo on Oct. 4...**High School:** A 2014 graduate of Cincinnati Walnut Hills ... lettered two seasons on varsity ... had 93 tackles during his senior season to go along with one interception and one fumble recovery ... was first team All-Conference and first team All-Southwest Ohio ... named second team All-Ohio and was Walnut Hills MVP and defensive MVP ... coached by George Kontsis ... captain...**Personal:** Full name is Nilijah Wanya Ballew ... son of Michael Jones and Kelley Ballew ... born on Oct. 16, 1995 ... has two sisters ... plans to major in business.



### Zac Bartman

**#57 • LINEBACKER**  
**5-11 • 214 • R-JR**  
**MANSFIELD, OHIO**  
**(ONTARIO)**

**2014:** Played in 11 games, recording a season high three tackles at Wisconsin on Sept. 20 ... had six tackles on the season, two unassisted and four assisted ... named Academic All-MAC ... named a MAC Distinguished Scholar Athlete...**2013:** Played in three games near the end of the season, making appearances at Miami, vs. Ohio, and at Eastern Michigan...**2012:** Redshirted...**High School:** Is a 2012 Graduate of Ontario High School ... coached by Scott Kreger ... team MVP and lifter of the year as a junior and senior ... named team captain his senior year ... second-team All-Ohio as a senior ... academic All-Ohio his senior year ... member of 2010 state-qualifying 4x200 meter relay team his sophomore year...**Personal:** Full name is Zachary Clay Bartman ... born Aug. 8, 1993 ... son of Keith Bartman and Karen Baker ... has four brothers and two sisters ... father played football at Ashland ... majoring in mathematics.



## 2015 RETURNERS

MEET THE FALCONS



### J.J. Beggan

**#77 • OFFENSIVE LINE**  
**6-3 • 298 • R-SO**  
**PITTSBURGH, PA.**  
**(SETON LASALLE)**

**2014:** Played in 13 games ... was part of offensive line that scored 30 points per game ... offense had 6,061 yards ... averaged 432.9 total yards, 259.9 passing yards per game, and 173.0 rushing...**2013:** Appeared in 10 games for

the Falcons ... was a part of an offensive line unit that blocked for school record holder Travis Greene, who rushed for 1,594 yards ... Falcons averaged 34.8 points per game en route to the MAC Championship ... balanced offensive attack averaged 266.1 passing yards per game and 193.1 rushing yards per game...**2012:** Redshirted...**High School:** Is a 2012 graduate of Seton LaSalle High School ... coached by Greg Perry ... team captain ... helped lead team to a 20-4 record as a junior and senior ... anchored an offensive line that produced a 1,700 yard rusher and an offense that averaged 35.5 points and 325.8 yards of offense per game his senior season ... was named a two-time All-Century conference offensive and defensive lineman ... was named All-State (AA) by the Pennsylvania Sports Writers Association as a senior...**Personal:** Full name is John Cina Beggan Jr. ... son of John and Heidi Beggan ... born Jan. 25, 1994 ... majoring in sales & services marketing.



### Jacob Bennett

**#67 • OFFENSIVE LINE**  
**6-5 • 319 • R-JR**  
**LEBANON, OHIO**  
**(LEBANON)**

**2014:** Played in 14 games and started all 14 of those games ... was part of offensive line that scored 30 points per game ... offense had 6,061 yards ... averaged 432.9 total yards, 259.9 passing yards per game, and 173.0 rushing...**2013:**

Started all 14 games at left tackle ... was part of one of the strongest offensive lines in the Mid-American Conference ... offense averaged 34.8 points per game ... was part of a unit that blocked for school record holder Travis Greene, who rushed for 1,594 yards ... passing game averaged 266.1 yards per game while the rushing attack averaged 193.4 yards per game...**2012:** Redshirted...**High School:** Is a 2012 graduate of Lebanon High School ... coached by Shawn Lamb ... was named first-team Greater Western Ohio Conference South Division ... earned honorable mention All-Southwest District (Div. I) by the Associated Press...**Personal:** Full name is James Jacob Bennett ... son of Jim Bennett and Jenny Stringer ... born Sept. 15, 1993 ... has one brother and one sister ... majoring in communication.



### Malik Brown

**#51 • DEFENSIVE LINE**  
**6-4 • 266 • R-SO**  
**PALM BEACH, FLA.**  
**(DWYER)**

**2014:** Played in six games ... had a total of four tackles on the season ... recorded two tackles vs. VMI on Sept. 6 and two at Wisconsin on Sept. 20...**Prior to BG:** Brown, a transfer from Tennessee, redshirted during the 2013 season.

He was ranked as a three-star prospect out of high school, including top-30 at his position by 247Sports.com. He was also a three-star prospect by ESPN.com. At Dwyer, Brown totaled 62 tackles and 16 sacks as a senior, helping his team to a 9-3 finish. Brown joins three other teammates on the Falcons from Dwyer – Darrell Hunter, Mike Minns, and Clint Stephens...**Personal:** Full name is Malik Sloan Brown ... son of Mark Sr. and Gwenodyln Brown ... born Feb. 9, 1995 ... majoring in business.



### Ryan Burbrink

**#17 • WIDE RECEIVER**  
**5-8 • 183 • R-SR**  
**SHADY SIDE, MARY.**  
**(DEMATHA CATHOLIC)**

**2014:** Played in 14 games ... recorded career highs in receiving yards against UMass on Sep. 27 with 11 catches for 132 yards ... ended the season with a career high 64 total catches ... had 758 total yards ... caught three touchdowns

... Had four punt returns for 77 yards, including a 75 yard touchdown vs. VMI on Sept. 6 ... now has 133 career receptions for 1586 yards ... named to first team All-MAC...**2013:** Played in all 14 games ... caught 30 passes for 477 yards and two touchdowns ... had a season-high 101 yards receiving in a week two win at Kent State, including a 92-yard touchdown reception ... caught four passes on two occasions ... also scored a touchdown in a Little Caesars Pizza Bowl loss to Pittsburgh ... was named second team All-MAC as a punt returner ... had 12 punt returns for an average of 8.6 per return ... was one of two players with a punt return for a TD in the MAC during 2013...**2012:** Played in 12 games, making seven starts ... finished the season with 39 receptions for 351 yards ... also served as the team's primary punt returner, averaging 8.9 yards per return ... had a season-best eight catches for 45 yards at Florida ... had seven catches for 71 yards at Toledo ... posted five receptions for 49 yards in a win versus Miami ... had a career-best 24-yard punt return versus Idaho ... added a 19 and 21-yard return versus Akron and UMass ... added three catches for 46 yards versus San Jose State in the Military Bowl...**2011:** Redshirted...**High School:** Is a 2011 Graduate of DeMatha Catholic High School ... team went 10-2 as a senior ... recorded 28 catches for 632 yards a five touchdowns that same season ... earned first-team all-state as a senior ... team captain...**Personal:** Full name is Ryan Christian Burbrink ... born on Jan. 26, 1993 ... majoring in human development & family studies.





## 2015 RETURNERS



### Terrance Bush

**#61 • DEFENSIVE LINE**  
**6-2 • 252 • R-JR**  
**SOUTH BEND, IND.**  
**(WASHINGTON)**

**2014:** Played in six games ... recorded career highs against both VMI on Sept. 6 and at Wisconsin Sept. 20 with five tackles ... ended the season with 11 total tackles, three unassisted and eight assisted ... had one tackle for loss for seven yards...**2013:** Played in 11 of 14 games ... had 12 tackles and 0.5 sacks ... recorded seven unassisted tackles and helped on five more ... had one quarterback hurry and two pass breakups...**2012:** Redshirted...**High School:** Is a 2012 graduate of Washington High School ... coached by Antwon Jones ... team captain ... earned all-state honors as a senior and all-conference as a sophomore, junior and senior ... helped lead his team to a runner-up finish in the Indiana 4A state playoffs ... also lettered in basketball...**Personal:** Full name is Terrance Otha Bush Jr ... son of Terrance and Michele Bush ... born March 21, 1994 ... has three sisters ... majoring in biology.



### Spencer Cairo

**#62 • OFFENSIVE LINE**  
**6-2 • 316 • R-SR**  
**ROCHESTER, MICH.**  
**(ROCHESTER/ADAMS)**


**2014:** Played in 12 games for the Falcons ... was part of offensive line that scored 30 points per game ... offense had 6,061 yards ... averaged 432.9 total yards, 259.9 passing yards per game, and 173.0 rushing...**2013:** Played in six games on the offensive line ... part of an offensive line unit which helped the offense average 266.1 passing yards and 193.4 rushing yards per game...**2012:** Played in one game ... saw action versus Rhode Island...**2011:** Redshirted...**High School:** Is a 2011 graduate of Rochester Adams...coached by Tony Patritto...was elected a football captain his senior season...named all-league, all-area, all-county, and all-state...also lettered in basketball...**Personal:** Full name is Spencer Paul Cairo ... son of Dennis and Lea Cairo ... has one brother ... born on January 16, 1993 ... majoring in marketing.



### Clark Clancy

**#78 • OFFENSIVE LINE**  
**6-4 • 291 • R-SO**  
**TROY, MICH.**  
**(AVONDALE)**

**2014:** Played in four games on the offensive line ... was part of offensive line that scored 30 points per game ... offense had 6,061 yards ... averaged 432.9 total yards, 259.9 passing yards per game, and 173.0 rushing...**2013:** Redshirted...**High School:** Is a 2013 graduate of Avondale High School ... coached by Steve Deuth ... team captain ... earned first-team all-league and honorable mention all-state as a senior ... ranked as the No. 54 recruit in the state of Michigan by the Detroit News ... selected to participate in the Michigan High School Coaches Association All-Star Game...**Personal:** Full Name is Clark Michael Clancy ... born Jan. 1, 1995 ... son of Todd Clancy and Elaine Branham ... has one sister ... currently undecided on a major.




### Herve Coby

**#10 • WIDE RECEIVER**  
**6-0 • 185 • R-SR**  
**DELRAY BEACH, FLA.**  
**(AMERICAN HERITAGE)**

**2014:** Played in all 14 games ... recorded seven catches for 56 yards ... had two games with multiple catches ... blocked one punt on Sept. 6 vs. VMI ... returned it 29 yards for a touchdown ... also recorded eight tackles on special teams ... returned three kickoffs in the MAC Championship Game vs. Northern Illinois...**2013:** Played in 12 games at receiver, catching two passes ... caught one pass for 12 yards at Indiana ... also caught one pass for a season-long 17 yards at Miami...**2012:** Played in four games ... finished the season with three receptions for 40 yards and a touchdown, all coming versus Rhode Island...**2011:** Redshirted...**High School:** Is a 2011 graduate of American Heritage High School ... coached by Doug Socha ... team captain ... team advanced to back-to-back State Championship games, winning the title his junior season ... earned first-team All-Palm Beach County ... posted 66 receptions for 1,202 yards and 15 touchdowns in his junior and senior season combined ... participated in the Broward Bowl, where he was named the offensive MVP...**Personal:** Full name is Herve Junior Coby ... born Apr. 19, 1992 ... has three brothers and four sisters ... majoring in individualized studies.




## 2015 RETURNERS



### Zach Colvin

**#92 • DEFENSIVE LINE**  
**6-3 • 293 • R-SR**  
**SHOREWOOD, ILL.**  
**(MINOOKA)**

**2014:** Played in and started season opener at Western Kentucky ... suffered season ending injury...**2013:** Played in 14 games on the defensive line ... made 24 tackles (11 ua, 13 a) ... had 5.5 tackles for loss ... forced a fumble in a win over Buffalo ... recorded three quarterback hurries ... recorded a season-high three tackles in six different games...**2012:** Played in all 13 games, making three starts ... opened the season as a defensive end before moving to defensive tackle midway through the year ... finished season with 15 tackles and one tackle for loss ... had two tackles and 0.5 tackles for loss versus Kent State and Buffalo ... added two tackles versus Rhode Island, Toledo, Virginia Tech and Eastern Michigan...**2011:** Played in 10 games ... had 11 tackles, 2.0 tackles for loss and one sack ... had two tackles versus West Virginia, Western Michigan and Northern Illinois ... added his first career sack versus the Broncos...**High School:** Is a 2011 graduate of Minooka High School ... coached by Bert Kooi ... team captain ... was a two-time Rivals All-State Team member ... named to the Illinois Coaches All-State Team ... two-time Joliet Herald News All-Area Team ... is a two-time all-conference first-team member ... lettered in three sports...**Personal:** Full name is Zachary John Colvin ... son of Todd Colvin and Kim Swanson ... born Jan. 23, 1993 ... has one brother ... grandfather, John Colvin played football at Michigan State and BGSU, while also seeing time in the NFL with the Detroit Lions ... uncle Jeff Colvin also played for the Lions ... currently in graduate school.



### Joseph Davidson

**#49 • PUNTER**  
**6-7 • 222 • R-SO**  
**FINDLAY, OHIO**  
**(FINDLAY)**

**2014:** Played in all 14 games for the Falcons as punter ... set school records with 82 punts for 3,497 yards ... was twice named MAC East Special Teams Player of the Week ... first on Sept. 22 after punting a career-high 11 times for 496 yards (45.1 yards per punt) in a loss at Wisconsin ... the second time on Nov. 17 after punting six times for 249 yards (41.5 avg.) against Kent State ... averaged 60.5 yards per punt against Ball State, including a 78-yard punt ... averaged 48.7 and 47.1 yards per punt, respectively, in the season's final two games against Northern Illinois and South Alabama ... had 14 punts of 50-or-more yards on the season ... downed 24 punts inside the 20 ... had just three touchbacks ... named Academic All-MAC ... was named a MAC Distinguished Scholar Athlete...**2013:** Redshirted...**High School:** Is a 2013 graduate of Findlay High School ... coached by Mark Ritzler ... team captain ... as a senior earned second-team all-state as a defensive back and third-team all-state as a punter ... also earned Academic All-Ohio that same year ... added first-team all-conference and first-team all Northwest Ohio in 2012...**Personal:** Full Name is Joseph Bradley Davidson ... born Nov. 22, 1994 ... son of Jim and Wendy Davidson ... has one brother and one sister ... majoring in mathematics.



### Fred Coppet

**#28 • RUNNING BACK**  
**5-9 • 205 • JR**  
**FT. LAUDERDALE, FLA.**  
**(ST. THOMAS AQUINAS)**

**2014:** Played in 13 games, making one start ... finished the season with 141 rushes for 764 yards and six touchdowns ... had two 100-yard rushing games ... the first at Akron on Nov. 4, a 113 yard performance on 18 carries ... the second in the regular season finale on Nov. 28 vs. Ball State, rushing for 140 yards on 16 carries ... recorded one touchdown in six different games ... found paydirt in each of the Falcons' first four games of the season ... finished the year with 811 all-purpose yards ... caught eight passes for 27 yards ... made three tackles on special teams...**2013:** Played in nine games as a running back, getting carries behind school record holder Travis Greene ... rushed for 214 yards on 46 carries ... averaged 4.7 yards per carry ... had a season-high nine rushes for 46 yards at Miami ... also caught two passes for 11 yards on Nov. 5 at Miami ... had a season-long rush of 18 yards at Kent State...**High School:** Currently attends St. Thomas Aquinas High School ... coached by Rocco Casullo ... team captain ... three-year starter ... rushed for 3,300 yards and 58 touchdowns in his career ... earned first-team all-county for three consecutive years and is a two-time first-team all-state member ... led his team to a state championship as a sophomore and senior ... team won the national title as a sophomore...**Personal:** Full name is Fred Coppet Jr. ... born July 2, 1994 ... majoring in human development & family studies.



### Diontre Delk


**#12 • DEFENSIVE BACK**  
**5-10 • 185 • R-SR**  
**CLEVELAND HEIGHTS, OHIO**  
**(CLEVELAND HEIGHTS)**

**2014:** Played in three games as a defensive back and special teams member...**2013:** Converted from wide receiver to cornerback during fall practice ... played in the first game of the season, before suffering a season-ending injury...**2012:** Squad member...**2011:** Redshirted...**High School:** Is a 2011 graduate of Cleveland Heights High School ... coached by Jeff Rotsky ... team captain ... three-year starter ... earned first-team all-league honors as a junior and senior ... was named to the Cleveland Plain Dealer/Sun Press All-Area team ... had 51 catches for 912 yards and eight touchdowns as a senior ... had 40 catches for 850 yards and 13 touchdowns his junior season...**Personal:** Born on March 27, 1993 ... Son of Dorrie Martin ... Has one brother, Darnee ... Majoring in sport management.






## 2015 RETURNERS



### Gehrig Dieter

**#4 • WIDE RECEIVER**  
**6-3 • 207 • R-JR**  
**SOUTH BEND, IND.**  
**(WASHINGTON)**


**2014:** Played in nine games for the Falcons ... finished with 35 catches for 460 yards and one touchdown ... started the season strong on Aug. 29 at Western Kentucky, recording a team-high seven catches for 78 yards ... suffered an injury on Sept. 13 against Indiana ... returned on Nov. 4 at Akron, making three catches for 61 yards ... had six catches for 78 yards against Kent State on Nov. 12 ... recorded two catches for 56 yards, including a 42-yard touchdown reception, in the MAC Championship Game against Northern Illinois on Dec. 5 ... had a season-best seven catches for a career-high 108 yards in a Camellia Bowl win over South Alabama on Dec. 20...**2013:** Redshirted...**Prior to BGSU:** Played in 10 games, making three starts at Southern Methodist University ... caught 10 passes for 168 yards and a touchdown...**High School:** Was a 2011 graduate of Washington High School ... team captain ... was named a Parade All-American his senior year ... was named Indiana 4A Player of the Year ... holds a national record for receiving yards in a game (437), in a 4A state playoff contest (168) and career touchdown receptions (49) ... was also named first-team All-American by Max Preps ... earned second-team All-American by SI.com and third-team All-American by ESPN...**Personal:** Full name is Gehrig Richard Dieter ... born Feb. 24, 1993 ... son of Derek and Suzy Dieter ... has three brothers ... majoring in sport management.



### Nolan Dieter

**#12 • QUARTERBACK**  
**6-2 • 197 • R-SR**  
**SOUTH BEND, IND.**  
**(WASHINGTON)**

**2014:** Did not play...**2013:** Redshirted...**Prior to BGSU:** Spent one season at Indiana (2012) and one season at College of Dupage (2011)...**High School:** Is a 2010 graduate of South Bend Washington ... coached by Antwon Jones ... threw for 1,716 yards and 17 touchdowns and ran for 706 yards and seven touchdowns as a senior ... combined for 5,815 yards and 72 touchdowns in his career ... earned All-State as a senior ... team captain...**Personal:** Full name is Nolan Ryan Dieter ... son of Derek and Suzanne Dieter ... has three brothers ... brother Gehrig is a member of the BGSU football team ... born April 14, 1991 ... majoring in political science.



### Anthony Farinella

**#97 • KICKER**  
**6-2 • 190 • SR**  
**WOODRIDGE, ILL.**  
**(DOWNERS GROVE SOUTH)**

**2014:** Served as the Falcons' kickoff specialist ... had 86 kickoffs for 5,035 yards (58.5 avg.) on the year ... kicked off nine times on two different occasions ... had nine kickoffs for 474 yards in a 45-42 win over Indiana ... also had nine kickoffs for 567 yards in a win at UMass on Sept. 27 ... averaged over 60.0 per kickoff in seven of the Falcons' 14 games ... had 15 touchbacks and just three kickoffs out of bounds...**2013:** Played in all 14 games as the Falcons' kickoff specialist ... had 93 kickoffs for an average of 60.8 yards per kick ... had eight multi-touchback performances ... recorded two touchbacks in eight kickoffs during a week two game at Kent State ... recorded four, three, three, and two touchbacks in a span of four games ... had a season-high six touchbacks in 11 kickoffs at Eastern Michigan ... recorded three touchbacks in the MAC Championship game vs. Northern Illinois ... averaged a season-best 64.6 yards per kickoff in a Homecoming win over UMass...**2012:** Served as the team's kick-off specialist ... had 54 kicks for 3,130 yards, an average of 58.0 per kick ... had seven touchbacks, including two versus Miami and UMass, both BGSU wins...**High School:** Is a 2012 graduate of Downers Grove South High School ... coached by John Belskis ... team captain and 4.0 student ... was the West Suburban Conference Special Teams Player of the Year ... named to the Tom Lemming All-Chicagoland team as a place kicker ... named a Top-12 kicker by chrissailerkicking.com ... had 46 touchbacks as a senior ... was a state champion in wrestling and a state qualifier in the 800-meters...**Personal:** Full name is Anthony C. Farinella ... son of Chuck and Sara Farinella ... born Sept. 1, 1993 ... has one sister ... majoring in business.




### Logan Dietz

**#53 • OFFENSIVE LINE**  
**6-6 • 298 • R-JR**  
**PITTSBURGH, PA.**  
**(PITTSBURGH CENTRAL CATH.)**

**2014:** Started all 14 games at right tackle for the Orange and Brown ... was part of offensive line that scored 30 points per game ... offense had 6,061 yards ... averaged 432.9 total yards, 259.9 passing yards per game, and 173.0 rushing ... named Academic All-MAC...**2013:** Started all 14 games at right tackle ... was a crucial member of the offensive line that opened holes for new school-record holder Travis Greene to run through ... Greene rushed for 1,594 yards on the season, breaking the previous mark set in 1951 by Fred Durig ... offense averaged 266.1 yards per game passing and 193.4 yards per game rushing ... Falcons averaged 34.8 points per game...**2012:** Redshirted...**High School:** Is a 2012 graduate of Pittsburgh Central Catholic ... coached by Terry Totten ... team captain ... earned first-team all-conference as a junior and senior ... was third-team 4A all-state as a junior and second-team all-state as a senior...**Personal:** Full name is Logan Andrew Dietz ... son of Dan and Linda Dietz ... born Apr., 18, 1994 ... has two brothers ... majoring in finance.



## 2015 RETURNERS




### Nick Fields

**#91 • KICKER**  
**5-9 • 223 • R-SO**  
**LAURA, OHIO**  
**(MILTON UNION)**

**2014:** Did not play...**2013:** Redshirted...**High School:** Is a 2013 graduate of Milton Union High School ... coached by Bret Pearce ... earned 2012 All-Southwest District and was his team special teams player of the year...**Personal:**

Full name is Nicholas Ronald Fields ... born Oct. 24, 1994 ... son of Joseph and Wendy Fields ... majoring in construction management.



### Hunter Folkertsma

**#88 • TIGHT END**  
**6-5 • 244 • R-SO**  
**GRAND RAPIDS, MICH.**  
**(FOREST HILLS CENTRAL)**

**2014:** Appeared in seven games during the 2014 season...**2013:** Did not play...**High School:** Is a 2013 graduate of Forest Hills Central High School ... coached by Tim Rogers ... team captain ... was named to the Grand

Rapids Press All-Dream Team ... earned first-team all-conference as a senior...**Personal:** Full Name is Hunter Lee Folkertsma ... born Nov. 4, 1995 ... son of Dave and Joy Folkertsma ... has one sister ... majoring in sport management.




### Chris Gallon

**#6 • WIDE RECEIVER**  
**6-4 • 246 • R-SR**  
**ORLANDO, FLA.**  
**(DR. PHILLIPS)**

**2014:** Did not play after suffering knee surgery during summer workouts...**2013:** Played in seven games, starting five of them ... suffered season-ending knee injury in loss at Mississippi State on Oct. 12 ... made 24 catches for

232 yards and two touchdowns ... had three catches for 31 yards in the season-opening win vs. Tulsa ... had a season-high eight catches for 82 yards in a loss at Indiana ... caught two touchdowns in a win against Murray State...**2012:** Played in all 13 games, making 10 starts ... finished the season first on the team in catches (54), receiving yards (720) and touchdowns (6) ... established a new BGSU record inside Doyt Perry Stadium with 213 receiving yards versus Kent State ... added 10 catches and two touchdowns versus Golden Flashes ... had six catches for 69 yards in his first career start versus Florida ... added six catches for 89 yards the following week versus Idaho ... had four catches for 43 yards and two touchdowns versus Rhode Island ... recorded five receptions for 65 yards versus Buffalo ... had seven catches for 73 yards versus San Jose State in the Military Bowl...**2011:** Redshirted...**High School:** Is a 2011 graduate of Dr. Phillips High School ... coached by Dale Salapa ... had 67 receptions for 1,010 yards and 17 touchdowns combined as a junior and senior ... team went 14-1 his senior season and 25-2 over his last two years ... averaged 16.2 yards a catch as a senior...**Personal:** Full name is Christopher Darnell Gallon ... son of Williams and Carla Gallon ... born Mar. 20, 1992 ... has two sisters ... majoring in human development & family studies.



### Isaiah Gourdine

**#9 • DEFENSIVE BACK**  
**6-2 • 196 • JR**  
**FARMINGTON, Mich.**  
**(FARMINGTON)**

**2014:** Played in 13 games on the year, recording 21 tackles ... had nine unassisted tackles and 12 assisted ... recorded four tackles in both the games against Wisconsin (Sept. 20) and UMass (Sept. 27) ... had multiple tackles in six of the

Falcons' games...**2013:** Played in 10 games ... recorded four tackles and an interception ... had two tackles in a win against Ohio ... added tackles against Eastern Michigan and Northern Illinois ... intercepted a pass in a win at Eastern Michigan...**High School:** Is a 2013 graduate of Farmington High School ... coached by John Bechtel ... team captain ... earned first-team all-county and all-state as a senior ... ranked as the No. 17 recruit in the state of Michigan by the Detroit News ... was selected to participate in the Michigan High School Coaches Association All-Star Game...**Personal:** Full name is Isiah Lamar Gourdine ... born March 20, 1995 ... has one brother and one sister ... majoring in exercise science.






## 2015 RETURNERS



### Travis Greene

**#8 • RUNNING BACK**  
**5-10 • 189 • R-SR**  
**CAROL CITY, FLA.**  
**(MONSIGNOR EDWARDS PACE)**

**2014:** Started 12 games at running back ... rushed for 949 yards and 12 touchdowns ... had 180 rushes to lead the team ... was one of six Falcons with more than 25 catches, finishing the season with 27 ... had five 100-yard rushing games ... had three games with multiple rushing touchdowns and four total games with more than one touchdown ... rushed for 129 yards and two touchdowns in a win over VMI on Sept. 6 ... followed it up with 123 yards on 24 carries with a touchdown on Sept. 13 against Indiana ... registered 110 yards and two touchdowns on 20 carries Sept. 27 at UMass ... had a season-high 159 yards on 14 carries against Ball State on Nov. 28 ... had 105 yards rushing in the MAC Championship Game against Northern Illinois on Dec. 5 ... had two touchdowns in the Camellia Bowl win over South Alabama to finish the season...**2013:** Rushed for a school-record 1,594 yards, surpassing Fred Durig's mark of 1,444 set in 1951 ... was named All-MAC second team at running back ... had 279 carries for an average of 5.7 per carry ... 5.7 yards per carry were 10th best in school history for a single season ... had 11 rushing touchdowns and two receiving touchdowns ... had nine 100-yard games, most in school history for a single season ... rushed for 88 yards on 22 carries in the season opener vs. Tulsa ... During a week two win at Kent State, Greene rushed 24 times for 145 yards and a touchdown ... had his second 100-yard game (17 rushes for 133 yards) in a win over Murray State ... that performance was the first of three straight 100-yard games ... also added 142 yards on 24 carries against Akron and a season-high 160 yards on 22 carries vs. UMass ... rushed for 195 yards during the next two games (99 at Mississippi State, 96 vs. Toledo) ... rushed for 100 yards in each of the next five games, as those performances coincided with a five-game winning streak for Bowling Green as they would go on to win the MAC Championship game ... Greene had 14 carries for 112 yards in a win on Nov. 5 at Miami ... picked up 149 yards on 22 carries and two touchdowns in a win over Ohio ... added two more touchdowns on 15 rushes and 126 yards in a win at Eastern Michigan ... had a season-high 30 carries for 129 yards and a touchdown in a MAC-East clinching win at Buffalo ... had two touchdowns in the MAC Championship game vs. No. 12 Northern Illinois ... one, a six-yard receiving touchdown, and the other a rushing TD ... had 26 rushes for 133 yards rushing in that game ... had 1,749 all-purpose yards, second most in school history for a single season ... had 78 points, second-most on the team...**2012:** Played in five games ... had one rush for 10 yards versus Idaho...**2011:** Redshirted...**High School:** Is a 2011 graduate of Monsignor Edward Pace High School ... coached by Alvin Slaughter ... team captain ... three-year starter ... had 30 receptions for 636 yards and eight touchdowns as a senior ... had three interceptions (one returned for a touchdown) and two kick returns for touchdowns in 2010 ... team advanced to the state quarterfinals, while going undefeated during the regular season ... played in the Public versus Private All-Star game...**Personal:** Full name is Travis Calton Greene ... son of Calton Howard and Tawana Greene ... born June 1, 1992 ... has two brothers and two sisters ... majoring in liberal studies.



### Trenton Greene

**#20 • LINEBACKER**  
**5-9 • 213 • SR**  
**MIAMI GARDENS, Fla.**  
**(MONSIGNOR EDWARDS PACE)**

**2014:** Did not play...**2013:** Did not attend Bowling Green State University...**2012:** Played in 13 games ... made 10 tackles on special teams, including two versus Rhode Island and Ohio, both BGSU wins...**High School:** Is a 2011 graduate of Monsignor Edwards Pace High School ... two time-team captain ... earned first-team All-Dade County as a senior and second-team as a junior ... earned first-team all-state his senior year ... led Dade County in tackles as a senior...**Personal:** Full name -- Trenton Darren Greene ... son of Tawana and Calton Howard ... born Oct. 16, 1993 ... has two brothers and one sister ... majoring in liberal studies.



### Ben Hale

**#38 • DEFENSIVE BACK**  
**6-2 • 197 • SO**  
**COLUMBUS, OHIO**  
**(ST. CHARLES)**

**2014:** Played in the season's final 10 games for the Falcons, recording two tackles on special teams ... had a tackle in games at Toledo and vs. Ball State...**High School:** Graduated from St. Charles Prep in Columbus, Ohio ... played for head coach Jeff Pharion ... was a three-year varsity player for the Cards ... recorded 80 tackles as his team went 8-2 during his senior season ... also had seven touchdowns and one forced fumble ... had 85 tackles, two interceptions, two forced fumbles, and two sacks as a junior ... had 47 tackles and three interceptions—all in the same game—as a sophomore ... was a two-time All-District player ... team won Central Catholic League championship in 2013 ... lettered in basketball ... both of his parents were collegiate athletes ... related to Oakland Raiders running back Trent Richardson...**Personal:** Full name is Benjamin Frederick Hale Jr. ... son of Benjamin Hale Sr. and Kristin Roese ... has two brothers ... born on Feb. 20, 1996 ... major in business.




## 2015 RETURNERS



### Patric Hannon

**#41 • FULLBACK**  
**5-11 • 219 • R-SO**  
**SOUTH EUCLID, OHIO**  
**(BRUSH)**

**2014:** Did not play...**2013:** Redshirted...**High School:** Is a 2013 graduate of Brush High School ... coached by Josh Wells ... two-time team captain ... four-year starter ... is a three-time all-conference player ... earned at least a 3.0 in all four years at Brush. ... **Personal:** Full name is Patric Price Hannon ... son of Derrick and Donna Fellows ... born Nov. 12, 1993 ... has three brothers and two sisters ... majoring in biology.



### Greg Hohenstein

**#48 • LONG SNAPPER**  
**6-3 • 226 • R-JR**  
**WARRENVILLE, ILL.**  
**(WHEATON-WARRENVILLE SOUTH)**

**2014:** Played in 14 games as the Falcons' long snapper ... recorded three tackles ... had a tackle at Western Kentucky (Aug. 29), vs. Western Michigan (Oct. 18), and vs. Kent State (Nov. 12)...**2013:** Played in all 14 games as the long snapper ... recorded two tackles, one in each of the Tulsa and Miami contests ... added a crucial fumble recovery in a MAC-East clinching win at Buffalo...**2012:** Redshirted...**High School:** Is a 2012 graduate of Wheaton-Warrenville High School ... was a two-time state finals long snapper ... played in the 2010 ESPN Rise versus Maine South game as a long snapper ... earned academic all-conference as a senior ... converted on 61 of 62 snaps to the punter and 120 of 120 snaps on field goals and extra points in his career ... ranked 17th nationally and fourth in the midwest according to Rubio Long Snapping...**Personal:** Full name is Gregory William Hohenstein ... son of Eric and Sandy Hohenstein ... mother played volleyball and Valpo ... born Dec. 5, 1993 ... has one brother ... majoring in finance.



### Jermal Hosley

**#87 • WIDE RECEIVER**  
**5-9 • 194 • R-JR**  
**HIGHLAND PARK, MICH.**  
**(HIGHLAND PARK)**

**2014:** Did not play...**2013:** Did not play due to injury suffered during fall camp...**2012:** Played in two games ... had three catches for 53 yards versus Rhode Island ... recorded two catches for nine yards versus Akron ... suffered a season-ending injury at Akron...**High School:** Is a 2011 graduate of Highland Park High School ... coached by Cedric Dortch ... team captain ... is the No. 41 recruit in the state of Michigan according to the Detroit Free Press ... had 1,569 all-purpose yards as a senior ... same season had six special teams touchdowns ... earned first-team All-Metro League...**Personal:** Full name is Jermal Antjuan Hosley ... son of Jermaine Hosley and Lasanya Brown ... born Mar. 21, 1993 ... majoring in liberal studies.



### Alex Huettel

**#55 • OFFENSIVE LINE**  
**6-4 • 301 • R-SR**  
**PICKERINGTON, OHIO**  
**(PICKERINGTON NORTH)**

**2014:** Made 14 starts at right guard for the Falcons, garnering second team All-Mid-American Conference honors for the second consecutive season ... has now started 41 straight games ... was part of offensive line that scored 30 points per game ... offense had 6,061 yards ... averaged 432.9 total yards, 259.9 passing yards per game, and 173.0 rushing...**2013:** Was named second team All-MAC at right guard ... led right side of offensive line that helped offense pass for over 3,700 yards and rush for another 2,700 ... Falcon offense added 34.8 points per game, 266.1 passing yards per game, and 193.4 rushing yards per game...**2012:** Played in and started all 13 games at guard ... was a part of an offensive line that averaged 153.4 rushing yards per game and a unit that allowed just 15 sacks in 13 contests...**2011:** Redshirted...**High School:** Is a 2011 graduate of Pickerington North High School ... coached by Tom Phillips ... team captain ... earned second-team All-Ohio as a senior ... was named special mention all-state as a junior ... earned first team all-conference (OCC) and All-Central District as a junior and senior ... received the Mack Truck Award from his team as a senior ... was named first-team Dispatch All-Metro Team...**Personal:** Full name is Alex Edward Huettel ... son of Mike and Cindy Huettel ... born May 17, 1992 ... has two brothers and one sister ... majoring in human development & family studies.





## 2015 RETURNERS




### Ryan Hunter

**#68 • OFFENSIVE LINE**  
**6-4 • 308 • R-SO**  
**NORTH BAY, ONTARIO**  
**(CANISIUS)**

**2014:** Played in all 14 games for the Falcons ... saw time as both a blocking fullback and offensive lineman ... was part of offensive line that scored 30 points per game ... offense had 6,061 yards ... averaged 432.9 total yards, 259.9 passing yards per game, and 173.0 rushing ... named Academic All-MAC...**2013:** Redshirted...

**High School:** Is a 2013 graduate of Canisius High School ... coached by Rich Robbins ... team captain ... won the Trench Trophy, given to Western New York's Lineman of the Year ... was named the Buffalo News Player of the Year ... was named Buffalo Bills Alumni Defensive Lineman of the Year ... earned first-team all-state and first-team All-Western New York ... team MVP ... was a two-time Canadian weight lifting champion...**Personal:** Full Name is Ryan Kenneth Hunter ... born April 1, 1995 ... son of Ken and Louise Hunter ... Has one brother, Scott ... majoring in criminal justice.



### Matt Johnson

**#11 • QUARTERBACK**  
**6-0 • 219 • R-SR**  
**HARRISBURG, PA.**  
**(BISHOP MCDEVITT)**

**2014:** Started the season opener at Western Kentucky (Aug. 29) ... suffered a season-ending hip injury and missed the remainder of the season...**2013:** Played in all 14 games, starting the final 13 ... was inserted into the game for the

beginning of the third drive in the season-opener against Tulsa ... completed 11 passes for 151 yards ... also rushed nine times for 50 yards in the 34-7 win ... was 19-for-25 for 357 yards and two touchdowns at Kent State ... earned his first MAC East Player of the Week Award for his effort at KSU ... earned another MAC East Offensive Player of the Week Award on Sept. 21 vs. Murray State, as he went 19-for-22 for 244 yards and two touchdowns ... earned the weekly award for a third time with a 20-completion performance at Mississippi State ... threw for a career-high 393 yards and five TDs in the MAC Championship game vs. Northern Illinois, earning Championship game MVP honors ... threw for 3,467 yards and 25 touchdowns on the season, while also adding five rushing TDs ... his 3,467 yards were fourth most in school history for a single season ... 25 touchdown passes were tied for sixth all-time ... Johnson's 14.6 yards per completion were fourth best in school history for a single season ... finished the season 237-of-369 passing ... 237 completions were ninth-most all-time for a single season, while his 369 attempts did not approach the top 10 ... 64.2 completion percentage was tied for fifth all-time...**2012:** Played in eight games ... completed 10-of-28 passes for 119 yards and one touchdown ... added eight rushes for 23 yards ... completed 5-of-17 passes for 46 yards versus Virginia Tech ... completed 4-of-7 passes for 51 yards and a touchdown versus Rhode Island...**High School:** Is a 2011 graduate of Bishop McDevitt High School ... coached by Jeff Weachter ... team captain ... will participate in the Pennsylvania Big-33 game ... is the school's record holder for single season and career passing yards and touchdowns ... ranks eighth in Pennsylvania history in passing touchdowns (85) and fifth in passing yards (7,944) ... earned first-team (AAA) All-Pennsylvania by the PA Sportswriters ... was named to the Patriot News All-Star Team in 2009 and 2010 ... earned Mid-Penn Keystone Conference first-team honors in 2009 and 2010 ... was All-Star Chesapeake Bowl North Team MVP ... 39-5 record as a starter...**Personal:** Full name is Matthew Quinn Johnson ... son of Michael and Andrea Johnson ... born Sept. 9, 1992 ... has one sister ... is majoring in human development & family studies.



### Darrell Hunter II

**#1 • DEFENSIVE BACK**  
**5-9 • 181 • R-SR**  
**WEST PALM BEACH, FLA.**  
**(WILLIAM T. DWYER)**

**2014:** Played in 11 games, making eight starts ... recorded 32 tackles, including 22 unassisted ... had seven pass breakups ... recorded six tackles against VMI (Sept. 6) ... had five tackles against Buffalo on Oct. 4 ... recorded seven

tackles and four pass breakups in an Oct. 11 win at Ohio...**2013:** Suffered wrist injury during fall camp, and had season-ending surgery...**2012:** Played in 12 games, all starts ... finished season with 24 tackles, one interception and one pass break-up ... had a career-best eight tackles at Virginia Tech ... added an interception versus the Hokies ... had three tackles versus Idaho and Toledo ... had four tackles versus San Jose State in the Military Bowl...**2011:** Played in 10 games, making seven starts ... finished the year with 32 tackles, one interception and five pass break-ups ... had a career-high seven tackles versus West Virginia ... had his first career interception at Western Michigan ... had two tackles and two pass break-ups versus Ohio...**High School:** Is a 2011 graduate of William T. Dwyer High School ... coached by Jack Daniels ... team captain ... earned first-team All-Palm Beach County and first-team all-league as a senior ... had 31 receptions for 600 yards and nine touchdowns in 2010 ... added 43 tackles, three interceptions and nine pass breakups that same season ... helped his team to a state title as a junior and a state semifinal appearance as a senior...**Personal:** Full name is Darrell Keith Hunter ... son of Darrell and Erica Hunter ... born April 13, 1993 ... has one brother and two sisters ... currently in graduate school.



### Tyler King

**#60 • DEFENSIVE LINE**  
**6-1 • 280 • R-FR**  
**LORAIN, OHIO**  
**(ST. EDWARD)**

**2014:** Redshirted...**High School:** Graduated from St. Edward ... played for head coach Rick Finotti ... team went 11-2 in 2013, losing in the state playoffs to Mentor ... won a state championship and made four state playoff

appearances during his career ... earned three varsity letters, but dressed all four seasons ... Eagles went a combined 31-7 during his three full varsity seasons ... was named first team All-Cleveland and first team All-Ohio following his senior season ... was a game captain during his senior season...**Personal:** Full name is Tyler Daniel King ... son of Daniel and Jenny King ... born Jan. 27, 1996 ... has one sister ... father played football at BGSU ... majoring in business.



## 2015 RETURNERS

MEET THE FALCONS



### James Knapke

**#3 • QUARTERBACK**  
**6-2 • 237 • R-JR**  
**FORT WAYNE, IND.**  
**(BISHOP LUERS)**

**2014:** Played in all 14 games for the Falcons at quarterback, making 13 starts following a season-ending injury to starter Matt Johnson ... completed 280-of-483 passes for 3,173 yards and 15 touchdowns ... 280 completions was sixth-


most in school history for a single season ... 483 passing attempts were third-most in school history for a single season ... 3,173 passing yards were seventh-most in school history for a single season ... earned MAC East Offensive Player of the Week in just his second career start, passing for 395 yards in a 45-42 win over Indiana on Sept. 13 ... completed 46-of-73 passes, both of which were school records ... passed for three touchdowns in that game, including a game-winner to Roger Lewis with nine seconds remaining ... completed 38-of-59 passes for a career-high 443 yards in a win at UMass on Sept. 27 ... 443 yards passing were fourth-most in school history for a single season ... was named Bart Starr MVP in the Camellia Bowl after completing 25-of-39 passes for 368 yards and two touchdowns in a win over South Alabama on Dec. 20...**2013:** Played in six games ... was 4-of-10 passing ... went a perfect 4-for-4 for 71 yards and his lone touchdown in a win over Murray State...**2012:** Redshirted...**High School:** Is a 2012 graduate of Bishop Luers High School ... coached by Matt Lindsay ... team captain ... was a three-year starter and first quarterback in the state of Indiana to win three state championships ... earned All-State honors as a senior and was a two-time MVP and first-team all-conference member ... owns the school and conference passing records with 5,983 passing yards and 76 touchdown passes...**Personal:** Full name is James Bernard Knapke III ... son of Jim and Roselyn Knapke ... born Sept. 20, 1993 ... has three brothers and two sisters ... majoring in communication.



### David Konowalski

**#94 • DEFENSIVE LINE**  
**6-3 • 219 • R-FR**  
**MILWAUKEE, WISC.**  
**(WAUKESHA WEST)**

**2014:** Redshirted.




### Roger Lewis

**#1 • WIDE RECEIVER**  
**6-0 • 199 • SO**  
**PICKERINGTON, OHIO**  
**(PICKERINGTON CENTRAL)**

**2014:** Named first team All-MAC at wide receiver, the first true freshman to earn that honor since Brian McClure in 1982 ... caught 73 passes for 1,093 yards and seven touchdowns ... became the first freshman in school history

to record at least 1,000 yards receiving ... was just the seventh player in school history to have a season of 1,000 yards receiving ... had six games of 100 yards receiving ... named Athlon MAC Player of the Week following a 16-catch, 149-yard receiving performance in a win over Indiana ... his 16 catches were a Doyt L. Perry Stadium record ... caught nine passes for 148 yards in a win over UMass on Sept. 27 ... caught four passes for 137 yards and a season-high two touchdowns in the Camellia Bowl win over South Alabama on Dec. 20 ... started all 14 games for the Falcons...**Prior to Bowling Green:** Enrolled at Bowling Green in January ... previously attended Jireh Prep in Matthews, N.C. ... played for head coach Scott McConnell and offensive coordinator Jarvis McGarrah at Jireh Prep ... prior to his time at Jireh Prep, Lewis graduated from Pickerington Central High School in 2012 ... during his four seasons at Pickerington Central, Lewis went 45-7 ... advanced to the Ohio State Championship during his senior season ... led team with eight receiving touchdowns during his senior season ... earned All-OCC and All-District honors ... was a high school All-American and a captain ... also lettered in both basketball and track ... had 35 catches for 900 yards and 13 touchdowns at Jireh Prep...**Personal:** Full name is Roger Lamonte Lewis ... son of Tina Thomas ... born on Nov. 27, 1993 ... has two sisters ... majoring in liberal studies.



### Austin Labus

**#64 • OFFENSIVE LINE**  
**6-6 • 292 • R-FR**  
**PORTAGE, MICH.**  
**(PORTAGE NORTHERN)**


**2014:** Redshirted...**High School:** Graduated from Portage Northern High School ... played for head coach Peter Schermerhorn ... team went 7-3 in 2013 during his senior season ... advanced to the postseason ... also lettered

in wrestling and lacrosse ... was a captain during his senior season...**Personal:** Full name is Austin Patrick Labus ... son of Michael and Nancy Labus ... born May 16, 1996 ... has two brothers ... majoring in business.





## 2015 RETURNERS



### Nate Locke

**#27 • LINEBACKER**  
**6-0 • 226 • R-SO**  
**CANTON, OHIO**  
**(MASSILLON)**

**2014:** Played in all 14 games at linebacker, starting the first four games of the season for the Falcons ... recorded 30 total tackles (12 unassisted, 18 assisted) ... had a fumble recovery in a game at Wisconsin on Sept. 20 ...

made a season-high seven tackles in a win over Indiana on Sept. 13 ... recorded 1.5 tackles for loss on the season ... named Academic All-MAC ... named a MAC Distinguished Scholar Athlete...**2013:** Did not play...**High School:** Is a 2013 graduate of Massillon Jackson High School ... coached by Beau Balderson ... two-time team captain ... earned first-team All-Federal League and second-team all-district ... was also a member of the National Honor Society and a member of the Academic All-Ohio team...**Personal:** Full Name is Nathaniel Paul Locke ... born Aug. 14, 1994 ... son of Paul and Laura Locke ... has one brother and two sisters ... majoring in psychology.



### Andrew Lucke

**#76 • OFFENSIVE LINE**  
**6-2 • 326 • R-FR**  
**MASON, OHIO**  
**(MASON)**

**2014:** Did not see game action...**HIGH SCHOOL:** Graduated from Mason High School in 2014 ... played three years on varsity for coaches Brian Castner and Paul Barry ... was named second team All-Greater Miami Conference ... was

team captain his senior season for the Comets...**PERSONAL:** Full name is Andrew Edward Lucke ... born Sept. 16, 1995 ... son of Shawn Lucke and Scott and Donna Oleary ... has three brothers ... majoring in health sciences ... uncle Greg Scruggs played football at Louisville and for the Seattle Seahawks...majoring in health sciences.



### Alfonso Mack

**#26 • DEFENSIVE BACK**  
**5-11 • 178 • R-JR**  
**SOUTH BEND, IND.**  
**(WASHINGTON)**

**2014:** Played in five games for the Orange and Brown ... recorded two tackles...**2013:** Played in nine games, recording two tackles ... had two tackles (1 ua, 1 a) in a win over Murray State...**2012:** Redshirted...**High School:** Is

a 2012 graduate of Washington High School ... coached by Antwon Jones ... team captain ... earned first-team all-state as a senior and all-state honorable mention as a junior ... helped lead his team to a runner-up finish in the Indiana 4A state playoffs ... also lettered in basketball...**Personal:** Full name is Alfonso Lamar Mack ... born Feb. 25, 1994 ... has one brother and one sister ... majoring in psychology.



### Tim McAuliffe

**#71 • OFFENSIVE LINE**  
**6-0 • 272 • R-SO**  
**LEMONT, ILL.**  
**(LEMONT)**

**2014:** Played in and started all 14 games at center for the Falcons ... was part of offensive line that scored 30 points per game ... offense had 6,061 yards ... averaged 432.9 total yards, 259.9 passing yards per game, and

173.0 rushing...**2013:** Did not play...**High School:** Is a 2013 graduate of Lemont High School ... coached by Eric Michaelsen ... two-time team captain ... earned a spot on the 2012 IHSCA all-state class 6A team ... is a three-time South Suburban All-Conference player ... was named All-Area as a senior by the Chicago Tribune, Joliet Herald and Southeastern Star ... helped lead team to three-straight playoff appearances...**Personal:** Full Name is Timothy Edward McAuliffe ... born Aug. 8, 1995 ... son of Dennis and Coleen McAuliffe ... has one brother and one sister ... majoring in communication.



### Izaah Lunsford

**#50 • DEFENSIVE LINE**  
**6-3 • 294 • R-JR**  
**CINCINNATI, OHIO**  
**(SHRODER PAIDEIA)**

**2014:** Played in 13 games during the season ... recorded 12 tackles ... had 2.0 tackles for loss ... had a quarterback hurry and a pass breakup ... registered a season-high three tackles in a win at Akron on Nov. 4...**2013:** Played in five

games, recording six tackles (4 ua, 2 a) ... had a season-best four tackles (all unassisted) in a win at Eastern Michigan ... also had 3.0 TFLs, 1.0 sack, and a forced fumble in that game at EMU...**2012:** Redshirted...**High School:** Is a 2012 graduate of Shroder Paideia Academy ... coached by Gerald Warmack ... team captain ... was a three-year starter ... earned all-league honors as a junior and senior ... also lettered in basketball and track ... was named first-team all-league in track ... owns the school record in the shot put...**Personal:** Full name is Izaah Dwayne Lunsford ... son of Sean and Tabitha Lunsford ... born Oct. 21, 1993 ... has four brothers and three sisters ... majoring in liberal studies.



## 2015 RETURNERS


MEET THE FALCONS



### Mike Minns

**#54 • DEFENSIVE LINE**  
**5-10 • 327 • R-JR**  
**WEST PALM BEACH, FLA.**  
**(DWYER)**

**2014:** Redshirted...**2013:** Played in 11 games ... made 11 tackles (2 ua, 9 a) ... had a season-high two tackles in four different games ... had 1.0 tackles for loss and 0.5 sacks this season ... added one quarterback hurry in a win over Eastern Michigan on Nov. 23...**2012:** Played in three games ... recorded two tackles in a win against Rhode Island...**High School:** Is a 2012 graduate of Dwyer High School ... coached by Jack Daniels ... team captain ... earned first-team all-state and all-county as a senior, his only season as a starter ... that same season he recorded nine sacks, one forced fumble and two fumble recoveries ... played in the Nike South Florida versus Dade County All-Star Game...**Personal:** Full name is Mike Minns II ... son of Michael and Pearl Minns ... born March 3, 1994 ... currently majoring in communication.



### Ronnie Moore

**#5 • WIDE RECEIVER**  
**5-9 • 170 • JR**  
**SANFORD, FLA.**  
**(SEMINOLE)**


**2014:** Played in all 14 games making nine starts at inside receiver for the Falcons ... had seven total touchdowns ... made 56 catches for 690 yards ... was third on the team in catches ... had 21 rushes for 129 yards and two touchdowns ... returned 20 kickoffs for 424 yards ... made nine tackles on special teams ... attempted one pass ... had a season-high nine receptions in back-to-back games ... first on Sept. 27 at UMass where he caught nine passes for 109 yards and a score ... the second on Oct. 4 against Buffalo where he caught nine balls for a career-high 178 yards and a touchdown ... recorded two touchdowns against UMass (Sept. 27) and Toledo (Nov. 19) ... finished the season with 1,243 all-purpose yards...**2013:** Played in all 14 games at slot receiver, making three starts ... was one of the most explosive players, using his speed to lead the team with seven touchdown receptions ... had 28 catches for 547 yards ... added 14 rushes for 138 yards ... also had 10 tackles on special teams ... caught his first collegiate touchdown in a five-catch, 63-yard performance against Murray State ... had three catches for 91 yards and a touchdown against UMass ... had career highs in catches (7), yards (161), and touchdown receptions (3) in a win at Eastern Michigan ... caught a touchdown in the MAC Championship Game against Northern Illinois ... had four catches for 145 yards, all in the first quarter, in that game against NIU ... also returned kicks, as he was one of the most dynamic players in the conference ... had 14 returns for 289 yards ... also added a 49-yard punt return at Miami ... was named MAC East Offensive Player of the Week on Nov. 25 for his efforts at EMU...**High School:** Is a 2013 graduate of Seminole High School ... coached by Robert Vite ... three-year team captain ... was named the Offensive Player of the Year in Central Florida by the Orlando Touchdown Club ... earned first-team all-state ... was named Most Valuable Player of the Central Florida All-Star Game...**Personal:** Full name is Ronnie Da'mon Moore ... Son of The Late Ron and Tonya Moore .. Born Dec. 27, 1994 ... Six brothers -- Ron Jr., Trey Scott, Brandon, Jaquan, Luddiron and Kameron -- and two sisters, Rayvelle and Ravon ... majoring in sport management.



### Christian Piazza

**#74 • OFFENSIVE LINE**  
**6-6 • 289 • GR**  
**ANN ARBOR, MICH.**  
**(HURON)**

**2014:** Played in 11 games on the offensive line for the Falcons ... was part of offensive line that scored 30 points per game ... offense had 6,061 yards ... averaged 432.9 total yards, 259.9 passing yards per game, and 173.0 rushing ... named Academic All-MAC...**2013:** Played in nine games on the offensive line ... helped the Falcons to one of the best offensive seasons in recent memory as they averaged 266.1 pass yards and 193.4 rush yards per game...**2012:** Played in two games...**2011:** Redshirted...**Prep School:** Played one season at Fork Union Military Academy ... coached by John Shuman ... ranked as the No. 36 prep player in the country by Rivals.com...**High School:** Graduated from Huron High School ... coached by Cory Gildersleeve ... team captain ... earned first-team all-city, all-county and All-SEC as an offensive tackle his senior year ... was named All-SEC Academic Team as a senior...**Personal:** Full name is James Christian Piazza ... son of James and Julie Piazza ... born Nov. 20, 1991 ... has two brothers ... currently studying towards a masters in business administration.



### Brandon Poncsak

**#82 • WIDE RECEIVER**  
**6-2 • 185 • R-FR**  
**BRYAN, OHIO**  
**(BRYAN)**

**2014:** Redshirted...**High School:** A 2014 graduate of Bryan High School ... coached by Kevin Kline ... 4-year letter-winner and scholar athlete ... two years 1st Team All Ohio Football ... holds school records for most interceptions in game (3), most interceptions in season (8), most career interceptions (19), longest interception touchdown (90 yards), most receiving touchdowns in season (11), and most receiving touchdowns in career (12) ... also was 1st Team All Ohio in Track (110 hurdles) and 2nd Team All Ohio in Diving ... played in the NFL High School Player Development National 7-on-7 Team for Cleveland Browns for two years ... played in the North vs. South Ohio All Star Game...**Personal:** Son of Lisa Poncsak and Rick Poncsak ... born June 8, 1995 ... has one brother, Colton and two sisters, Crystal and Brianna.





## 2015 RETURNERS



### Teo Redding

**#19 • WIDE RECEIVER**  
**6-1 • 167 • R-SO**  
**WARREN, MICH.**  
**(MICHIGAN COLLEGIATE)**

**2014:** Played in seven games at wide receiver ... made five catches for 59 yards ... had a season-high two catches against Western Michigan on Oct. 18 ... had two punt returns and made one special teams tackle...**2013:**

Redshirted...**High School:** Is a 2013 graduate of Michigan Collegiate High School ... coached by Friedo Calderon ... team captain ... earned first-team all-county and first-team all-state as a senior ... named the No. 23 recruit in the state of Michigan by the Detroit News ... selected to participate in the Michigan High School Coaches Association All-Star Game...**Personal:** Full Name is Teo Laron Adelle Redding ... born Dec. 8, 1994 ... son of Tadario and Tywana Redding ... has three brothers ... majoring in communication.



### Robbie Rhodes

**#80 • WIDE RECEIVER**  
**6-0 • 190 • R-SO**  
**FORT WORTH, TEXAS**  
**(SOUTHWEST)**

**2014:** Sat out due to NCAA Transfer policy...**Prior to BG:** Rhodes, a transfer from Baylor, played in 10 games as a freshman last season. As one of just five true freshman to see game action in 2013 for the Bears, Rhodes made 10

catches for 157 yards. Rhodes was named to the Big 12 Commissioner's Honor Roll during the fall of 2013. Out of Southwest High School in Fort Worth, Tex., Rhodes was considered the best recruit in Texas by 247Sports.com. An Under Armour All-American, the wide receiver played in the 2013 prep all-star game in St. Petersburg. A highly touted recruit, Rhodes was ranked as a top national wide receiver prospect by the following: No. 2 by Scout.com, No. 2 on 247Sports.com, No. 3 by ESPN.com, No. 8 by Rivals.com. He was also listed as the No. 1 overall recruit in state of Texas by 247Sports.com and on Austin American Statesman Fabulous 55. Other Texas top 100 listings: No. 4 by ESPN.com, No. 4 by Rivals/Yahoo! Lonestar, No. 8 by Rivals.com, No. 39 by SuperPrep and Waco Tribune-Herald (top 30). Rhodes was listed as the No. 2 receiver in Texas by Dallas Morning News/SportsDay's State Top 100 and No. 3 by Dave Campbell's Texas Football. For his high school career, Rhodes totaled 96 catches in three seasons to go along with 2,532 yards and 43 touchdown catches. He also rushed for 1,255 yards and 28 touchdowns in his career. Rhodes also lettered in basketball and track...**Personal:** Full name is Robbie Kent Rhodes ... son of Reginald and Laura Rhodes... born Feb. 23, 1994 ... father played football at Houston... major is liberal studies.




### Matt Robinson

**#31 • DEFENSIVE BACK**  
**5-8 • 179 • R-SO**  
**MANSFIELD, OHIO**  
**(MANSFIELD SENIOR)**

**2014:** Played in 11 games for the Falcons at cornerback and special teams ... made eight tackles (five solo, three assisted) ... had one pass breakup...**2013:** Redshirted...

**High School:** Is a 2013 graduate of Mansfield Senior High School ... coached by Choike Bradley ... team captain...**Personal:** Full Name is Matthew Emmanuel Robinson ... born Aug. 20, 1995 ... son of Nathan and Sharon Robinson ... has three brothers and six sisters ... majoring in education.



### Trevor Roop

**#81 • DEFENSIVE BACK**  
**5-10 • 199 • R-SO**  
**CONVOY, OHIO**  
**(CRESTVIEW)**

**2014:** Played in two games for the Falcons ... made one catch for 10 yards in a win over VMI on Sept. 6...**2013:** Redshirted...**High School:** Is a 2013 graduate of Crestview High School ... team captain ... was named Lima Dream

Team Honorable Mention quarterback, and was the Times Bulletin quarterback of the year in 2011 ... was ranked the fifth-best athlete in the state of Ohio by JHuddle.com...**Personal:** Full Name is Trevor McDaniel Roop ... born March 23, 1995 ... son of Chris and Melissa Roop ... has one brother ... majoring in public health.



### Taylor Royster

**#33 • DEFENSIVE LINE**  
**5-10 • 260 • R-SR**  
**LIMA, OHIO**  
**(LIMA CENTRAL CATHOLIC)**

**2014:** Played in all 14 games for the Falcons on the defensive line ... made 13 starts ... recorded 41 tackles and 5.5 tackles for loss ... had 1.0 sack ... recorded four fumble recoveries, which was tied for the most in FBS football ...

had one interception ... also recorded one quarterback hurry, two pass breakups and one blocked kick ... had two fumble recoveries on Oct. 4 at Akron, including one for a touchdown ... registered an interception and tackle for loss on Nov. 12 versus Kent State ... had 2.0 tackles for loss and a blocked kick on Nov. 19 at Toledo...**2013:** Played in all 14 games on the defensive line ... recorded 16 tackles (7 ua, 9 a) ... had 6.0 tackles for loss and 3.5 sacks ... added two quarterback hurries and a pass breakup ... had a season-best two tackles for loss at Indiana and vs. Ohio ... had a season-high four tackles at Ohio...**2012:** Played in nine games...recorded two tackles at Virginia Tech...had one quarterback hurry vs. Miami ... had one tackle versus San Jose State in the Military Bowl...**High School:** is a 2011 graduate of Lima Central Catholic ... coached by Jerry Cooper ... team captain ... was named to the Lima News Dream Team as a senior ... earned first-team all-conference and second-team all-district his senior year ... also lettered in basketball and track...**Personal:** Full name is Taylor Javon Royster ... son of David and Jennifer Crim ... born Feb. 27, 1993 ... has four brothers and one sister ... majoring in business education.



## 2015 RETURNERS

MEET THE FALCONS



### Brian Sanders

**#58 • DEFENSIVE LINE**  
**6-3 • 255 • R-FR**  
**DETROIT, MICH.**  
**(CASS TECH)**

**2014:** Redshirted...**High School:** A 2014 graduate of Cass Tech ... played for head coach Thomas Wilcher ... his Technicians team went 12-2 including advancing to the state semifinals of the Michigan State Playoffs ... started during his final two seasons ... won state championship in 2011 and 2012 ... Sanders is one of 10 players from Cass Tech's 2012 state championship team to sign with a Division I school ... named All-Detroit, All-Metro, and honorable mention All-Michigan ... was a captain in 2013 ... father played football at Wayne State...**Personal:** Full name is Brian DeShawn Sanders ... son of Brian Sanders and Mia Parker ... born on May 11, 1996 ... has two brothers and two sisters ... majoring in accounting.



### James Sanford

**#35 • LINEBACKER**  
**6-1 • 196 • R-JR**  
**XENIA, OHIO**  
**(XENIA)**


**2014:** Played in all 14 games for the Falcons, starting the final nine at outside linebacker ... registered 71 tackles (38 solo, 33 assisted) ... had 4.0 tackles for loss and 2.5 sacks ... recorded two forced fumbles, one fumble recovery, one quarterback hurry and four pass breakups ... had a career day when he recorded nine tackles and 2.0 sacks in his first career start on Sept. 27 at UMass ... twice recorded double-digit tackles ... had 11 tackles on Oct. 11 at Ohio ... also had 10 tackles in the MAC Championship Game against Northern Illinois...**2013:** Missed the season due to injury...**2012:** Redshirted...**High School:** Is a 2012 graduate of Xenia High School ... coached by Bob DeLong ... team captain ... earned first-team all-conference honors in his junior and senior season ... was selected to play in the Ohio North/South All-Star game...**Personal:** Full name is James Russell Sanford III ... lived with his grandfather Kenneth and grandmother Joyelyn ... born April 16, 1994 ... has one brother ... majoring in liberal studies.



### Griff Saunders

**#52 • LINEBACKER**  
**6-3 • 217 • R-FR**  
**COLUMBUS, OHIO**  
**(ST. FRANCIS DE SALES)**

**2014:** Redshirted due to injury...**High School:** 2014 graduate of Columbus St. Francis De Sales ... played for head coach Ryan Wiggins ... three year varsity letterwinner ... totaled 127 tackles, 14 tackles for loss, and seven sacks in his career ... forced two fumbles and recovered a fumble during his senior season ... was All-CCL ... captain during his senior season...**Personal:** Full name is Griffith Michael Saunders ... son of David and Linda Saunders ... born on March 10, 1995 ... has one brother and one sister ... majoring in biology.



### Gus Schwieterman

**#63 • DEFENSIVE LINE**  
**6-2 • 270 • R-SO**  
**TIP CITY, OHIO**  
**(BETHEL)**

**2014:** Played in all 14 games at defensive line, making 13 starts ... stepped in nicely for the injured Zach Colvin ... had 55 tackles (19 solo) and 7.5 tackles for loss ... had 2.0 tackles for loss in the season opener against Western Kentucky ... had a sack, forced fumble, and fumble recovery against VMI on Sept. 6 ... also recovered a fumble on Nov. 19 against Toledo ... added a quarterback hurry and pass breakup...**2013:** Redshirted...**High School:** Is a 2013 graduate of Bethel High School ... coached by Brad Clendening and Kevin Finrock ... team captain ... 2011 Cross Country Conference Lineman of the Year ... first-team all-conference ... first-team All-Dayton Area ... second-team All-Ohio...**Personal:** Full Name is Matthew A. Schwieterman ... born Aug. 29, 1994 ... son of Greg and Lisa Schwieterman ... has one brother and one sister ... is majoring in accounting.



### Shannon Smith


**#93 • DEFENSIVE LINE**  
**6-0 • 281 • R-SO**  
**CHICAGO, ILL.**  
**(MARIST)**

**2014:** Played in 12 games for the Falcons ... made 12 tackles and 3.0 tackles for loss on the defensive line ... had five multi-tackle games in a row from Oct. 11-Dec. 5 ... also returned three kicks as the Falcons' upback ... had a fumble recovery, along with a sack in a win at Ohio on Oct. 11...**NEEDS PERSONAL BIO**... is a liberal studies major.






## 2015 RETURNERS



### Vito Sosic

**#86 • TIGHT END**  
**6-3 • 225 • SR**  
**CLEVELAND, OHIO**  
**(ST. IGNATIUS)**


**2014:** Played in two games for the Falcons' as a backup tight end. ... is majoring in communication.



### Clint Stephens

**#2 • DEFENSIVE BACK**  
**5-10 • 182 • SO**  
**WEST PALM BEACH, Fla.**  
**(DWYER)**

**2014:** Played in 11 games at cornerback and on special teams ... started the Camellia Bowl on Dec. 20 against South Alabama ... returned 21 kickoffs for 505 yards and a touchdown ... averaged 24.0 yards per kickoff return ... his 96-yard kickoff return for a touchdown on Nov. 28 versus Ball State marked the longest in school history ... was named MAC East Special Teams Player of the Week following his performance against Ball State ... made 15 tackles (10 solo) ... had one fumble recovery against UMass which he returned 16 yards to seal the victory late ... had four interceptions, second-most on the team ... also had nine pass breakups ... 13 passes defended tied for the team-high...**High School:** Attended Dwyer High School in West Palm Beach, Fla. ... played for head coach Jack Daniels ... lettered four times ... helped his team to a 48-7 record in four seasons ... team won the 2013 7a State Championship ... was named team Most Valuable Player three times ... captain...**Personal:** Full name is Clinton Stephens ... son of Clint and Delores Stephens ... born Oct. 18, 1994 ... has one brother ... currently undecided on a major.



### Ben Steward

**#72 • OFFENSIVE LINE**  
**6-6 • 304 • R-JR**  
**HOLT, MICH.**  
**(HOLT)**

**2014:** Started all 14 games for the Falcons at left guard ... was part of offensive line that scored 30 points per game ... offense had 6,061 yards ... averaged 432.9 total yards, 259.9 passing yards per game, and 173.0 rushing ...

was named Academic All-MAC ... also named a MAC Distinguished Scholar Athlete...**2013:** Played in nine games on the offensive line ... helped the Falcons to an 8-1 record in games which he appeared...**2012:** Redshirted...**High School:** Is a 2012 graduate of Holt High School ... coached by Al Slammer ... team captain ... as a senior he was named to the Detroit Free Press Dream Team and the Lansing State Journal Dream Team ... earned first-team all-state and first-team All-CAAC Blue recognition ... three year starter that blocked for three 1,000-yard rushers ... was nominated to play in the Michigan High School Coaches Association All-Star Game ... was named to the Mid-Michigan Sports Journal Dream Team...**Personal:** Full name is Walter Benjamin Steward ... son of Walt and Barb Steward ... born Nov. 23, 1993 ... majoring in exercise science.



## 2015 RETURNERS




### Tyler Tate

**#98 • KICKER**  
**6-0 • 181 • R-SR**  
**CARROLL, OHIO**  
**(BLOOM-CARROLL)**

**2014:** Played in 13 games, recording a season high three tackles at UMass on Sep. 27 and vs. Ball State on Nov. 28 ... ended the season with a total of 19 tackles, seven were unassisted and 12 were assisted ... had six multi-tackle

games...**2013:** Played in 10 games, but missed the final three games of the season ... recorded 12 tackles from his defensive end position ... had 4.0 tackles for loss for 22 yards ... also recorded 2.0 sacks and one quarterback hurry ... recorded five multi-tackle games ... had a season-high four tackles (1 ua, 3 a) on Oct. 5 vs. UMass ... recorded TFLs vs. Indiana, Miami, and Ohio...**2012:** Played in 11 games ... finished season with 12 tackles, 3.0 tackles for loss, 2.0 sacks and a fumble recovery ... had five tackles versus Florida ... had three tackles versus Rhode Island and Miami ... added two sacks and a f... **2014:** Earned third team All-MAC at placekicker ... was named first team Capital One Academic All-America, the first Falcon since 1990 to earn the prestigious honor ... also earned MAC Distinguished Scholar Athlete and Academic All-MAC ... made 23 field goals, which set a school record for a single season ... now had 48 career field goals, most all-time in school history ... was a three-time MAC East Special Teams Player of the Week ... tied his career high on Aug. 29 at Western Kentucky by making a 52-yard field goal ... earned his first Player of the Week honor on Sept. 13 when he went a perfect 4-for-4 on extra point attempts in a win over Indiana ... the four makes were a Doyt L. Perry Stadium record ... earned his second award two weeks later when he went 2-for-2 on field goals and made five extra points in a win at UMass on Sept. 27 ... earned his third weekly award the very next time out, on Oct. 4 versus Buffalo, as he made three field goals and three extra points in the win ... finished the season with 45 made extra points, sixth-most all-time...**2013:** Was named Academic All-MAC ... finished the season with 113 points, sixth-most in school history for a single season ... was 59-of-61 on extra points ... 59 PAT makes and 61 attempts were both second-most in school history for a single season ... finished with 18 field goals made on 22 attempts ... 18 FG makes were second-most in school history for a single season ... was named MAC East Special Teams Player of the Week after setting a career-high with three FGs, 7 PATs, and 16 points at Eastern Michigan...**2012:** Played in nine games, converting 7-of-10 field goals on the season ... had a season-long of 42 yard make at Massachusetts ... made both field goal attempts versus San Jose State in the Military Bowl ... Academic All-MAC...**2011:** Redshirted... **High School:** Is a 2011 graduate of Bloom-Carroll High School ... coached by Dave Everson ... team captain ... earned All-Ohio Special Mention ... earned first-team All-Central District ... was an Ernie Godfrey Hall of Fame Award winner ... was named to the All-Fairfield County first-team ... connected on 6-of-9 field goals (long of 50 yards) and 32-of-33 extra points ... recorded touchbacks on 85 percent of his kickoffs ... also saw time at wide receiver (48 receptions for 515 yards and five touchdowns) and defensive back (67 tackles and 11 pass breakups)...**Personal:** Full name is Tyler Paul Tate ... son of Steven and Christine Tate ... born Dec. 30, 1992 ... has one sister ... uncle Trent Tate played at BGSU from 1981-84 ... majoring in exercise science.



### Darnard Turner

**#18 • DEFENSIVE BACK**  
**6-0 • 191 • SR**  
**MIAMI, FLA.**  
**(BOOKER T. WASHINGTON)**


**2014:** Played in all 14 games for the Falcons as a defensive back ... made 48 tackles (24 solo) ... had 2.5 tackles for loss ... registered one forced fumble and one quarterback hurry ... twice had a career-high nine tackles during the

year ... first on Sept. 27 at UMass when he had nine tackles, 2.0 tackles for loss and a forced fumble ... had nine tackles the very next week versus Buffalo (Oct. 4) in a win...Attended Bowling Green in 2011 before spending time at College of DuPage prior to returning to the Falcons in 2014...**High School:** Is a 2011 graduate of Booker T. Washington High School ... coached by Earl Tillman ... team captain ... two-year starter ... earned second-team All-Dade County ... participated in the North/South Dade County All-Star game ... had three interceptions for touchdowns as a senior...**Personal:** Full name -- Darnard Turner ... son of Hiram Turner and Natalie Donley ... born Sept. 27, 1992 ... has two brothers and one sister ... is majoring in liberal studies.





## 2015 RETURNERS




### Austin Valdez

**#16 • LINEBACKER**  
**6-0 • 255 • R-SO**  
**SYLVANIA, OHIO**  
**(SYLVANIA SOUTHVIEW)**

**2014:** Played in 13 games at linebacker for the Orange and Brown ... started one game ... had 20 tackles and 1.0 tackle for loss ... returned two kickoffs for 36 yards ... had a season-high six tackles and a tackle for loss in his

lone start of the season, a win on Sept. 27 at UMass...**2013:** Redshirted...**High School:** Is a 2013 graduate of Sylvania Southview High School ... coached by Jim Mayzes ... team captain ... earned all-conference and all-district as a junior and senior ... threw for over 2,000 yards and added another 1,000 yards on the ground his senior year ... led his team to a pair of conference championships...**Personal:** Full Name is Austin Antonio Valdez ... born Feb. 18, 1995 ... son of Rafael and Susan Valdez ... has three brothers ... majoring in business education.



### Jack Walz III

**#36 • DEFENSIVE BACK**  
**5-10 • 190 • R-FR**  
**CLEVELAND, OHIO**  
**(ST. EDWARD)**

**2014:** Redshirted...**High School:** A 2014 graduate of St. Edward ... played for head coach Rick Finotti ... played linebacker before making the switch to safety during his senior season ... dressed varsity all four seasons, earning

letters his final three ... team went 31-7 during his three seasons, advancing to the state playoffs in all three ... selected to play in the North-South game following his senior season ... was a captain during his senior season ... father played collegiate football at Joliet College...**Personal:** Full name is Jack Edward Walz III ... son of Jack and Michelle ... born Jan. 10, 1996 ... has one brother and two sisters ... majoring in business management.



### De'Angelo Ware

**#70 • OFFENSIVE LINE**  
**6-5 • 331 • R-FR**  
**CLEVELAND HEIGHTS, OHIO**  
**(CLEVELAND HEIGHTS)**

**2014:** Redshirted...**High School:** A 2014 graduate of Cleveland Heights High School ... played for head coach Jeff Rotsky ... played varsity for the Tigers during his final three seasons, earning two letters ... won Lake Erie League

championships both his sophomore and senior seasons ... went 9-1 in the regular season during 2013, advancing to the second round of the Ohio State playoffs...**Personal:** Full name is De'Angelo Jerrel Ware ... son of Michael and Carrie Ware ... born Aug. 16, 1996 ... has two brothers and two sisters ... currently undecided on a major.



### Donovan Wilson

**#44 • RUNNING BACK**  
**6-0 • 229 • R-SO**  
**DUBLIN, OHIO**  
**(JEROME)**

**2014:** Will sit out the 2014 season due to NCAA Transfer rules...**2013:** Redshirted...**High School:** Jerome HS... a four-year football starter for Coach Mark Hundley... served one year as a team captain... also played three seasons of

basketball... rated as a three-star recruit by Rivals... named All-Central Ohio three times... a three-time all-conference, three-time all-district and three-time all-metro selection... named all-state as a senior in 2012... rushed for 2,068 yards and 26 touchdowns as a senior... owns every rushing record at Jerome HS, including 62 carries for 425 yards rushing and seven touchdowns in a game versus Westerville South... finished his prep career with 4,796 yards rushing and 59 touchdowns... made the academic honor roll...**Personal:** Full name is Donovan B. Wilson... parents are Kenny and Candace... born Nov. 30, 1994 in Poway, Calif... has four siblings - Cam, Shea, Garrett and Sydney... father, Kenny, played basketball at Davidson and later with the Denver Nuggets in the NBA... began playing football at age eight...majoring in communication.



### Geno Zappa


**#66 • OFFENSIVE LINE**  
**6-4 • 280 • R-SO**  
**SANDUSKY, OHIO**  
**(PERKINS)**

**2014:** Did not play...**2013:** Redshirted...**High School:** Is a 2013 graduate of Perkins High School ... coached by Jason Ziegler ... earned all-Ohio honors ... lettered three years in varsity football ... also lettered in track and field...**Personal:**

Full name is Giovanni Joseph Zappa ... son of James and Dawn Zappa ... born August 12, 1995 ... has one sister ... majoring in computer science.




## 2015 NEWCOMERS



### J.C. Bartok

**#75 • OFFENSIVE LINE**  
**6-5 • 294 • FR**  
**COLUMBUS, OHIO**  
**(WORTHINGTON KILBOURNE)**

**High School:** A three sport student-athlete at Worthington Kilbourne High School ... lettered three times for head coach Vince Trombetti on the gridiron ... was named All-OCC in back-to-back season and second team All-District following his senior season ... led Wolves to combined 18-6 record over his final two seasons, including an Ohio Capitol Conference championship in 2013 ... was a captain for football during his senior season ... also played basketball and lacrosse ... was named honorable mention OCC in basketball last season ... ranked as a three-star by both Scout.com and ESPN.com...**Personal:** Son of John and Theresa Bartok ... born Nov. 19, 1996 ... has two brothers – Keegan and Kyle ... plans to major in construction management and technology.



### Kyle Bobo

**#32 • FULLBACK**  
**6-2 • 212 • JR**  
**GROVEPORT, OHIO**  
**(MADISON)**


**PRIOR TO JOINING FALCONS:** Earned three letters at Groveport Madison High School ... was a captain for the Cruisers during his senior year ... played football at Notre Dame College in 2012 prior to enrolling at Bowling Green...  
**PERSONAL:** Full name is Kyle Emerson Bobo ... son of Rodney and Kellie Bobo ... born on July 3, 1993 ... has one brother - Collin ... majoring in exercise science.



### Jamari Bozeman

**#16 • DEFENSIVE BACK**  
**6-2 • 192 • FR**  
**WEST PALM BEACH, FLA.**  
**(SUNCOAST COMMUNITY)**

**High School:** A four-year letterwinner for both football and track & field at Suncoast Community High School ... played for coach Jimmy Clark ... graduated in May ... invited to U.S. Army All-American Combine ... named Palm Beach Post All-Area ... Sun Sentinel District 6A All-Conference ... Rivals 2014 camp invitee ... named Sun Sentinel Super 11 in 2014 ... named Sun Sentinel first team defense in 2014 ... ranked No. 15 in ESPN West Palm Top 63 ... recorded 16 interceptions in career and 19 touchdowns ... was a two-time captain for the Chargers...**Personal:** Son of Jarrod and Yulondo Bozeman ... born Nov. 23, 1996 ... has two brothers, Jarrod and Jordan, and one sister, Jazmine ... plans to major in sport management.



### Sam Crosa


**#39 • KICKER**  
**5-8 • 140 • FR**  
**COLUMBUS, OHIO**  
**(DUBLIN SCIOTO)**

**High School:** A preferred walk-on at BGSU ... lettered three times for coach Karl Johnson and the Dublin Scioto Irish ... finished his career by making 30-of-36 field goal attempts ... had a career-long of 49 yards ... made 112-of-114 career extra points ... was named All-Metro and All-District in each of his final two seasons ... earned second team All-Ohio Capital Conference honors in 2013 and first team recognition following his senior season ... was named All-Ohio second team in 2014 ... set school record with 14 made field goals in 2014 ... helped team advance to state quarterfinals for just the third time in school history...**Personal:** Son of Fernando and Christina Crosa ... father played soccer at Syracuse ... born on Feb. 17, 1997 ... has one brother – Griffin ... plans to major in sport management.





## 2015 NEWCOMERS



### Matt Domer

**#23 • RUNNING BACK**  
**5-11 • 197 • FR**  
**HAZEL CREST, ILL.**  
**(MOUNT CARMEL)**


**Prior To BG:** A 2013 graduate of Mount Carmel High School ... was the 24th-ranked running back in the nation out of high school ... was a top 25 player in the state of Illinois by both Scout and ESPN.com ... led Mount Carmel to back-to-back state championships in both 2012 and 2013 ... earned first team All-IHSFCA ... was also named Northwest Indiana Times Offensive Player of the Year and Catholic League Blue Lawless Award Player of the Year ... rushed for 1,467 yards and 16 touchdowns on 185 carries (7.8 ypc) in 2013 ... rushed for 1,380 yards in 2012 with 20 touchdowns ... earned second team All-IHSFCA honors ... also lettered in track & field...**Personal:** Son of Michael Sr. and Deadre ... born Sept. 22, 1995 ... has two brothers and three sisters....majoring in criminal justice.



### Tristan Epley

**#96 • LONG SNAPPER**  
**5-11 • 200 • FR**  
**PICKERINGTON, OHIO**  
**(PICKERINGTON CENTRAL)**

Joins the Falcons in the fall of 2015 as a walk-on



### Matthew Finkler

**#40 • LINEBACKER**  
**6-2 • 232 • FR**  
**KIRTLAND, OHIO**  
**(KIRTLAND)**

**High School:** A three-sport athlete at Kirtland High School ... played for coach Tiger Laverde ... lettered four years for the Hornets ... graduated in June 2015 ... had a four-year record of 58-2, making the state championship in all four seasons ... won two state championships, making 407 tackles over his final three seasons ... All-Ohio Division VI Defensive Player of the Year in 2013 and 2014 ... All-District, All-Chagrin Valley Conference ... Lake County Defensive MVP ... also lettered in basketball and baseball ... was a football captain in 2014...**Personal:** Son of Brian and Kathleen Finkler ... born on Jan. 5, 1997 ... has one brother – Jake.




### Eilar Hardy

**#4 • DEFENSIVE BACK**  
**6-0 • 188 • GR**  
**PICKERINGTON, OHIO**  
**(PICKERINGTON CENTRAL)**

**Prior To BG:** Hardy played in 15 games over the past two seasons, totaling 35 tackles for the Fighting Irish at safety. He started two games during the 2013 season, making a career-high eight tackles in a November 2013 start against

Brigham Young. In a Nov. 9 start against Pittsburgh during that same season, Hardy made seven tackles. He also made tackles in games against Navy, Air Force, USC and Michigan during the 2013 season. ...**High School:** A first-team Associated Press Ohio Division I all-state pick as a defensive back in 2010, Hardy was a four-year starter at Pickerington Central High School—the same high school as Falcon teammates Roger Lewis and Marcus Milton. He was rated as the 209th-best player on Rivals.com list of top 250 players nationally out of high school. As a senior, Hardy was also named to first team All-Metro by the Columbus Dispatch at defensive back as well as a first team defensive back on the AP's All-District team. During his final two high school seasons, Hardy registered 138 tackles and seven interceptions....**Personal:** He is the son of Bill and Tina Hardy and has two siblings – Eisen Hardy and Terrance Brown. Eisen was a defensive back at Ohio Dominican, while Terrance Brown played wide receiver at Michigan State from 1998-2001. Hardy earned a degree in sociology from Notre Dame.



### Brandon Harris


**#10 • ATHLETE**  
**6-3 • 204 • FR**  
**EAST CLEVELAND, OHIO**  
**(SHAW)**

**High School:** Graduate in June 2015 from Shaw High School ... played four years for head coach Rodney Brown ... also lettered in track & field ... Was a captain in football during his senior season ... played linebacker and wide receiver during his senior season ... recorded 120 tackles and 15 sacks in 2014 ... forced 10 fumbles and had two interceptions ... also had 40 receptions for 2,250 yards and 14 touchdowns ... was named first team All-Lake Erie League following his senior season ... earned Defensive Player of the Year ... a three-star according to ESPN.com...**Personal:** Born on April 6, 1997 ... has three siblings – Carlos, Deonti, and Shawnti ... plans to major in sport management.



## 2015 NEWCOMERS

MEET THE FALCONS



### Tyler Horstman

**#90 • DEFENSIVE LINE**  
**6-4 • 253 • FR**  
**VERO BEACH, FLA.**  
**(VERO BEACH)**

**High School:** Graduated from Vero Beach High School on June 6, 2015 ... played for head coach Jankowski ... lettered three times on varsity football for the Indians ... also lettered in track and field ... named Associated Press

second team All-State for Class 8A ... was third team All-State by the AP in 2013 ... Scripps Super 11 honoree ... played in the 2014 FACA North-South All-Star Game...**Personal:** Son of Ron and Kristina Horstman ... born Aug. 31, 1996 ... has two brothers – Cody and Reese ... plans to major in criminal justice.




### Brian Jennings II

**#40 • RUNNING BACK**  
**5-10 • 196 • SO**  
**DECATUR, ILL.**  
**(MACARTHUR)**

**HIGH SCHOOL:** Earned three letters at MacArthur High School for head coach Derek Spates ... also lettered in track ... was a captain during his senior year of high school for football ... played football at Eastern Illinois for one season...

**PERSONAL:** Full name is Brian Keith Jennings II ... has two siblings ... related to NFL players Earl Bostick and Earl Gant ... born Feb. 6, 1995 ... majoring in journalism.



### Robert Jackson Jr.

**#11 • DEFENSIVE BACK**  
**5-11 • 168 • FR**  
**FT. WASHINGTON, MD.**  
**(BISHOP MCNAMARA)**

**High School:** A two-time letterwinner for coach Keith Goganious and the Mustangs at Bishop McNamara on the football field ... served as a captain during the 2014 season ... recorded 147 tackles and two interceptions during his

senior season ... had three fumble recoveries and two touchdowns ... was named second team All-Washington Catholic Athletic Conference in 2014 and honorable mention All-WCAC in 2013 ... also lettered in track ... ranked as a three-star on ESPN.com...**Personal:** Son of Robert Sr. and Melissa ... born Dec. 11, 1997 ... has one sister – Romeika ... cousin Cornell Green played in the NFL for the Tampa Bay Buccaneers ... plans to major in computer science.



### Bobo Jones

**#23 • DEFENSIVE BACK**  
**6-1 • 181 • FR**  
**XENIA, OHIO**  
**(XENIA)**

**High School:** Graduated in May 2015 from Xenia High School ... played for three seasons under coach Bob Delong ... lettered in football, basketball, and track & field for the Buccaneers ... was named two-time All-Division, All-

GWOC, All-Southwest ... also named All-Ohio for Division II in 2014 ... a three-star according to Scout.com and ESPN.com ... sixth-ranked in the state of Ohio at his position by Scout.com...

**Personal:** Son of Tiffany Harris ... born Dec. 15, 1996 ... has two siblings – Tenia and Travis ... plans to major in education.



### Kyle Junior

**#95 • DEFENSIVE LINE**  
**6-3 • 267 • FR**  
**MIDDLETOWN, OHIO**  
**(MIDDLETOWN)**

**High School:** Played at Middletown High School for coach Chris Wells ... recorded 53 tackles as a senior with six tackles for loss ... added three sacks ... forced two fumbles and had two fumble recoveries ... one fumble recovery

went for 78-yard touchdown ... named All-District special mention in 2014 ... also named All-Conference ... invited to North/South Ohio All-Star game...**Personal:** Son of E.J. and Yolanda Junior ... father played football for Alabama and was drafted in the first round of the 1981 NFL Draft ... played 13 seasons in the NFL for five different teams.



### Jack Kramer

**#65 • DEFENSIVE LINE**  
**6-3 • 307 • FR**  
**PLAINFIELD, ILL.**  
**(PLAINFIELD NORTH)**

**High School:** A three year letterwinner at Plainfield North High School ... played for coach Tim Kane ... was a three-sport student-athlete for the Tigers ... expected to graduate in May ... was named All-Area and All-SPC in

2014 after earning honorable mention in 2013 ... served as a captain for the 2014 Tigers who finished second place in the SPC ... also plays basketball and baseball at Plainfield North ... member of National Honor Society and Link Crew Leader ... a three-star by Scout ... ranked as the 40th best player in state of Illinois...**Personal:** Son of Scott and Leslie Kramer ... born on April 1, 1997 ... has one sister, Erica ... plans to major in sport management at BGSU.





# 2015 NEWCOMERS




## Charles Lamar

**#24 • RUNNING BACK**  
**6-0 • 204 • FR**  
**LAKE MARY, FLA.**  
**(LAKE MARY)**

**High School:** A four-year letterwinner at Lake Mary High School ... played for coach Scott Perry and the Rams ... was a captain in 2014 ... named first team All-Conference ... named second team All-State for Florida's Class 8A ...

led team to back-to-back 11-1 seasons and a conference and district championship...**Personal:** Son of Charles Lamar and Marcia King ... born June 15, 1995 ... has three siblings – Jadarius, Shanequia, and Dezzaray ... plans to major in business.




## Derek Lee

**#83 • TIGHT END**  
**6-4 • 258 • SR**  
**WICHITA, KAN.**  
**(MAIZE)**

**Prior to BG:** A graduate of Maize High School in Wichita, Kan. ... originally played at North Dakota State University where he was a two-time National Champion in the Football Championship Subdivision ... played the 2014 season at

Butler Community College ... earned first team All-Jayhawk Conference in 2014 at fullback ... was the only player at Butler to record a passing, receiving and rushing touchdown ... had seven touchdowns...**Personal:** Son of David and Donna Lee ... born May 21, 1993 ... has one brother, Alex.




## Scott Miller

**#21 • WIDE RECEIVER**  
**5-10 • 162 • FR**  
**BARRINGTON, ILL.**  
**(BARRINGTON)**

**High School:** Graduated in May 2015 from Barrington High School ... a three-year varsity player for head coach Joe Sanchez and the Broncos ... also lettered in track, earning six total letters ... played free safety during his sophomore

season before playing both ways during his junior and senior seasons ... won the Mid-Suburban League in 2013 before finishing as runners-up in 2014 ... finished with 1,500 receiving yards in his final two seasons ... had 28 touchdowns during his final two seasons, including one via kick return, punt return, interception return ... was a two-time All-Conference player and two-time All-Area ... was a captain in 2014...**Personal:** Son of Scott and Kristen Miller ... born July 31, 1997 ... has three sisters – Megan, Abby, Kelsey.




## Nico Lautanen

**#53 • DEFENSIVE LINE**  
**6-3 • 271 • FR**  
**MENTOR, OHIO**  
**(MENTOR)**

**High School:** A four-year player for coach Steve Trivisonno at Mentor High School ... lettered three times ... had a combined varsity record of 36-6 in three years ... graduated in May 2015 ... was a captain in 2014 ... named Northeast

Ohio Conference Defensive Player of the Year ... named to North/South All-Star game and Ohio/Michigan All-Star game ... two-time All-NOC ... two-time All-News Herald and Lake County ... two-time All-Ohio ... Cardinals team finished as 2014 Division I State runners up ... a three-star according to Scout.com ... the ninth-ranked defensive tackle in the state of Ohio...**Personal:** Son of Tim Lautanen and Orietta Mikulandra ... born Oct. 21, 1996 ... has one brother, Anthony ... plans to major in criminal justice.




## Blake Lucky

**#15 • LINEBACKER**  
**6-3 • 208 • FR**  
**HOBE SOUND, FLA.**  
**(SOUTH FORK)**

**High School:** A three-sport athlete at South Fork High School ... played three years for head coach Denis Lavelle and the Bulldogs ... led his team in all three seasons in tackling, combining for a three-year total of 449 ... was

named All-Area in all three seasons and named Class 6A first team All-State in each of his final two seasons ... also lettered in basketball and weightlifting ... was a three-time captain for the basketball team...**Personal:** Son of Thomas and Shari Lucky ... born on Dec. 8, 1996 ... has one brother – Devin ... plans to major in exercise science.



## Marcus Milton

**#14 • DEFENSIVE BACK**  
**6-0 • 189 • FR**  
**PICKERINGTON, OHIO**  
**(PICKERINGTON CENTRAL)**


**PRIOR TO BG:** Enrolled at Bowling Green in January 2014 ... attended Jireh Prep in Matthews, N.C. ... also attended Pickerington Central High School ... finished with a team-high nine tackles in the state championship game in 2011

at Pickerington Central ... also finished fourth in the state in the 100-meter dash in 2012 ... recorded 78 tackles and seven interceptions as a senior with the Tigers ... also lettered in both basketball and track...**PERSONAL:** Full name is Marcus DeLaurean Milton ... born on Oct. 18, 1993 ... has one brother and one sister ... majoring in sport management.



## 2015 NEWCOMERS


MEET THE FALCONS



### James Morgan

**#16 • QUARTERBACK**  
**6-4 • 218 • FR**  
**GREEN BAY, WISC.**  
**(ASHWAUBENON)**

**High School:** A standout at Ashwaubenon High School for head coach Mark Jonas ... graduated in June 2015 ... was named Fox River Classic Conference Offensive Player of the Year in both 2013 and 2014 ... named first team All-FRCC in both 2013 and 2014 ... also earned honorable mention All-State in both seasons ... led his team to conference championship in 2013 ... was 19-3 over his last two seasons at AHS ... passed for 5,964 yards during his junior and senior seasons combined ... passed for 60 touchdowns ... was a captain for football in both 2013 and 2014 ... also lettered in basketball ... a four-star according to ESPN.com and 247 ... three-star according to both Rivals and Scout ... ranked as a top 25 quarterback in the nation by all four major sites ... ranked first or second in the state of Wisconsin by all major sites...**Personal:** Son of Brian and Jackie Morgan ... born Feb. 28, 1997 ... has one brother, Christopher and one sister, Katelyn ... plans to major in pre-law at BGSU.



### Deric Phouthavong

**#89 • WIDE RECEIVER**  
**6-3 • 202 • FR**  
**COLUMBUS, OHIO**  
**(HAMILTON TOWNSHIP)**

**High School:** Graduated in May 2015 from Hamilton Township High School ... played for three seasons under coaches Nathan Hillerich and Matt Lowe ... also lettered in track & field ... had 66 catches for 1,051 yards and 10 touchdowns ... was named first team All-Mid State League in both 2013 and 2014 ... was named first team All-Ohio ... was a captain in 2014 for football ... qualified for the regionals in the 4x200 ... a three-star according to Scout.com ... ranked as the ninth-best wide receiver in the state of Ohio according to Scout...**Personal:** Born on April 7, 1997 ... plans to major in sport medicine.



### Janarvis Pough

**#14 • WIDE RECEIVER**  
**6-1 • 177 • FR**  
**HOLLYWOOD, FLA.**  
**(AMERICAN HERITAGE PLANTATION)**


**High School:** A three-year letterwinner at American Heritage Plantation for head coach Mike Rump ... was a captain ... was named All-County at wide receiver for the Florida Class 5A State Champions ... graduated in May...  
**Personal:** Son of Michael Matthews and Veronica Gidron ... born on Sept. 6, 1996 ... has three brothers – Michael, Sean, and Rodney ... plans to major in sport management at BGSU.



### Harrison Roberts

**#17 • LINEBACKER**  
**6-1 • 216 • FR**  
**EUCLID, OHIO**  
**(EUCLID)**


**High School:** Graduated from Euclid High School in June ... a three-year letterwinner for the Panthers ... played for coaches Tom Gibbons and Mac Stephens ... also lettered in track ... was named All-Lake Erie League in each of his three seasons ... was named three-time All-District player ... honorable mention All-Ohio in 2014 ... recorded 27.5 sacks in three seasons for the Panthers ... a 2014 football captain ... a three-star player according to Scout.com ... also ranked as a top 100 player in the state of Ohio by Scout ... named a recipient of the scholar-athlete award by the NE Ohio Chapter of the National Football Foundation...**Personal:** Son of Comaster IV and Heather Roberts ... born June 7, 1997 ... has four siblings – Spencer, Cordell, Comaster V, and Comyah ... plans to major in film and media.



### David Runnoe

**#42 • DEFENSIVE LINE**  
**6-1 • 234 • R-JR**  
**APPLETON, WIS.**  
**(KIMBERLY)**

*Joined the Falcons in spring 2015...***PRIOR TO BG:** A 2012 graduate of Kimberly High School ... Played four seasons for the Papermakers under coaches Steve Jones and Steve Jorgensen ... helped his team to a 45-6 four-year record, including two Fox Valley Association titles ... won a state championship in 2008 and was state runner-up in 2009 ... was an all-league and all-region player in each of his final two seasons ... played at Minnesota Duluth in 2012...**PERSONAL:** Full name is David Andrew Runnoe ... son of Jeff and Debbie Runnoe ... born Oct. 1, 1993 ... has two sisters - Katie and Mary ... majoring in exercise science.



### Antonyo Sotolongo


**#22 • DEFENSIVE BACK**  
**6-0 • 197 • FR**  
**MIAMI, FLA.**  
**(GULLIVER PREP)**

**High School:** Graduated in May 2015 from Gulliver Prep ... played four seasons on varsity for coach Earl Sims ... was a captain for the Raiders in both his junior and senior seasons ... recorded 15 career interceptions ... was named to Miami Dade's All-County team in both 2013 and 2014 ... a three-star rating by all four major recruiting sites...**Personal:** Son of Armando and Denyse Sotolongo ... born on Sept. 6, 1996 ... has two siblings – Deanna and Aaron ... plans to major in forensic psychology.






## 2015 NEWCOMERS



### Jake Suder

**#46 • KICKER**  
**5-9 • 175 • FR**  
**TOLEDO, OHIO**  
**(CENTRAL CATHOLIC)**


*Joined Falcons in spring 2015...* **High School:** Graduated in 2013 from Central Catholic High School ... earned two varsity letters for the Irish and coach Greg Dempsey ... earned second team All-District ... won the 2012 Division II state championship ... made 80-of-82 extra points his senior year with 47 touchbacks... **Personal:** Full name is Jacob Vincent Suder ... son of Tom and Laura Suder ... born Oct. 27, 1994 ... has four sisters ... majoring in criminal justice.



### Quinn Thomas

**#15 • WIDE RECEIVER**  
**5-11 • 175 • FR**  
**PERRYSBURG, OHIO**  
**(PERRYSBURG)**

**High School:** Graduated from Perrysburg High School in 2015 ... played three years of varsity football for coach Matt Kregel ... was a team captain his senior year ... also lettered in basketball and track ... won two conference championships for the Yellow Jackets in 2013 and 2014 ... hauled in 42 catches for 762 yards and 10 touchdowns as a senior ... named first team All-NLL at wide receiver, and second team All-NLL as a defensive back ... named the Gold MVP of the Northwest Ohio Football All-Star Game... **Personal:** Full name is Quinn David Thomas ... son of Greg and Heidi Thomas ... born Dec. 18, 1996 ... has two brothers – Hayden and Brady ... related to Brady Hoke, who played and coached at Ball State ... major is undecided.



### Tim Tupa

**#84 • WIDE RECEIVER**  
**6-1 • 190 • R-FR**  
**BRECKSVILLE, OHIO**  
**(BROADVIEW HEIGHTS)**

*Joins the Falcons after one season at the US Naval Academy...* **Prior to BG:** Graduated from Brecksville-Broadview Heights in 2014 ... lettered three times for coaches Jason Black and Thomas Tupa Jr. ... was named SWC Most Valuable Player in 2013 as a senior ... was first team All-Southwest Conference as both a wide receiver and quarterback during his high school career ... was first team All-Ohio quarterback in 2013 and third team All-Ohio wide receiver in 2012 ... also lettered in basketball ... was a captain in both football and basketball... **Personal:** Full name is Timothy David Tupa ... son of Thomas and Beth Tupa ... has two brothers and a sister ... father played at Ohio State and had a long NFL career with seven teams ... brother Thomas Tupa III currently plays football at Miami University ... born March 3, 1996 ... majoring in business administration.



### Tavarus Wade

**#24 • DEFENSIVE BACK**  
**6-2 • 200 • SO**  
**HOMESTEAD, FLA.**  
**(SOUTH DADE)**

*Joins the Falcons in the fall of 2015 after a season at College of Dupage.*



### Quintaz Wright

**#46 • LINEBACKER**  
**6-3 • 220 • SO**  
**INDIANAPOLIS, IND.**  
**(LAWRENCE CENTRAL)**

**High School:** A 2014 graduate of Lawrence Central High School, where he played two years for coach Jed Richman ... went 15-0 and won a state championship as a junior ... recorded 90 tackles, one interception, and forced three fumbles to go along with three sacks as a senior ... was a team captain his senior year ... exhausted one year of eligibility at Millikin University. **Personal:** Full name is Quintaz T. Wright ... son of Dentia Myles ... born Dec. 11, 1994 ... has one brother and two sisters ... majoring in sport management.

# 2015 OPPONENT INFO







# OPPONENT INFORMATION • ALL-TIME RECORDS



## All-Time Series Records

Opponent	W-L-T	1st Mtg.	Opponent	W-L-T	1st Mtg.	Opponent	W-L-T	1st Mtg.	Opponent	W-L-T	1st Mtg.
Adrian	0-1-0	1922	Eastern Michigan	25-11-1	1919	Morningside	1-0-0	1948	Tampa	0-2-0	1966
Akron	<b>14-7-0</b>	<b>1941</b>	Findlay	10-2-5	1920	Morris Harvey	1-1-0	1948	Temple	8-4-0	1953
Albion	1-0-0	1930	Florida	0-1-0	2012	Mount Union	3-3-0	1931	(UT) Chattanooga	0-2-0	1976
Alabama	0-1-0	1996	Florida International	1-0-0	2006	Murray State	1-0-0	2013	<b>Tennessee</b>	<b>0-0-0</b>	<b>2015</b>
Alma	3-0-0	1943	Fresno State	2-3-0	1961	Navy	2-1-0	1991	Tennessee Tech	2-0-0	1999
Arizona	0-1-0	1987	Grand Valley	2-0-0	1977	Nevada	1-0-0	1992	Texas-Arlington	1-1-0	1971
Arkansas State	1-0-0	1974	Hawaii	0-1-0	1977	North Carolina	0-1-0	1982	Texas Christian (TCU)	0-1-0	1988
Ashland	5-1-0	1921	Heidelberg	2-3-1	1920	North Carolina State	0-1-0	1994	Texas Western (UTEP)	1-0-0	1960
Baldwin-Wallace	8-10-3	1923	Hiram	4-1-2	1932	North Texas State	1-0-0	1964	<b>Toledo</b>	<b>39-36-4</b>	<b>1919</b>
<b>Ball State</b>	<b>20-9-1</b>	<b>1942</b>	Hope	1-0-0	1930	Northern Illinois	11-7-0	1967	Troy	1-1-0	2009
Baylor	0-1-0	1981	Huntington	1-0-0	1922	Northern Iowa	1-0-0	1947	Tulsa	1-3-0	1989
Bluffton	9-2-1	1923	Idaho	2-1-0	2009	Northwestern	2-0-0	2001	Utah State	0-2-0	1969
Boise State	0-3-0	2005	Indiana	0-1-0	2013	Oberlin	1-1-0	1945	Villanova	0-1-0	1978
Boston College	0-1-1	2007	Iowa State	0-2-0	1977	Ohio Northern	3-5-3	1922	Va. Military Institute	1-0-0	2014
Bradley	4-0-0	1950	John Carroll	1-2-1	1938	Ohio State	0-4-0	1992	Virginia Tech	0-3-0	1990
Brigham Young	1-1-0	1975	Kansas	1-0-0	2002	<b>Ohio</b>	<b>39-25-2</b>	<b>1945</b>	Washington	0-1-0	1986
<b>Buffalo</b>	<b>9-3-0</b>	<b>2001</b>	Kansas State	0-1-0	1997	Ohio Wesleyan	5-2-0	1942	Wayne State	8-1-1	1926
Cal Poly (SLO)	1-0-0	1960	<b>Kent State</b>	<b>57-19-6</b>	<b>1920</b>	Oklahoma	0-1-0	2004	Waynesburg	0-1-0	1954
Cal State Los Angeles	2-0-0	1965	Kentucky	1-2-0	1979	Oklahoma State	0-1-0	1984	Western Kentucky	1-1-0	2007
Canisius	1-0-0	1946	Liberty	1-0-0	2003	Otterbein	2-0-2	1925	<b>Western Michigan</b>	<b>31-18-3</b>	<b>1954</b>
Capital	2-4-5	1924	Long Beach State	0-3-0	1977	Penn State	0-2-0	1987	Western Reserve	0-1-1	1931
Case Tech	2-0-0	1944	Louisiana Tech	0-2-0	1995	Pittsburgh	1-3-0	1999	West Texas State	1-4-0	1961
Cedarville	2-0-0	1924	Marietta	0-1-0	1935	<b>Purdue</b>	<b>2-0-0</b>	<b>1972</b>	West Virginia	0-3-0	1988
Central Florida	1-2-0	1996	Marshall	21-8-0	1954	Rhode Island	1-0-0	2012	Wichita State	1-0-0	1958
Central Michigan	21-19-0	1924	<b>Maryland</b>	<b>0-0-0</b>	<b>2015</b>	Richmond	1-1-0	1980	William & Mary	0-1-0	1947
Cincinnati	4-0-0	1990	<b>Massachusetts</b>	<b>3-0-0</b>	<b>2012</b>	Rider	1-0-1	1949	Wisconsin	0-3-0	1992
Dayton	16-3-1	1926	<b>Memphis</b>	<b>1-0-0</b>	<b>2004</b>	San Diego State	0-2-1	1972	Wittenberg	5-2-0	1936
Defiance	10-5-1	1919	Miami (Ohio)	23-42-5	1941	San Jose State	0-1-0	2012	Wooster	1-0-1	1940
Delaware	2-0-0	1957	Michigan	0-2-0	2000	South Florida (USF)	0-1-0	2002	Wyoming	1-1-0	2008
Detroit	1-0-0	1963	Michigan State	0-2-0	1981	Southeast Missouri	1-0-0	2004	Xavier	6-2-0	1943
Drake	1-0-0	1956	Minnesota	1-2-0	1986	Southern Illinois	8-0-0	1959	Youngstown State	4-2-0	1950
East Carolina	2-2-0	1971	Mississippi State	0-1-0	2013	Southern Mississippi	3-1-0	1974	Others (Non-college)	5-2-0	
Eastern Kentucky	1-3-0	1940	Missouri	3-2-0	1995	St. Bonaventure	0-2-0	1946			
			Morgan State	1-0-0	2011	Syracuse	2-0-0	1973			

2015 opponents in bold



# OPPONENT INFORMATION • 2015 OPPONENTS



## Tennessee Volunteers

**Sept. 5 • 4:00 p.m. (SEC Network)**  
Nissan Stadium • Nashville, Tenn.

### General Information

**Location:** Knoxville, Tenn.  
**Founded:** 1794  
**Enrollment:** 27,410  
**President:** Dr. Joe DiPietro  
**Athletics Director:** Dave Hart  
**Conference:** Southeastern Conference (SEC)  
**Nickname:** Volunteers  
**Colors:** Orange and White  
**Stadium:** Neyland Stadium (102,455)  
**Playing Surface:** Grass

### Coaching Information

**Head Coach:** Butch Jones  
**Record at UT:** 12-13 (2 seasons)  
**Career Record:** 62-40 (8 seasons)

### Team Information

**2014 Record:** 7-6  
**2014 Bowl:** Tax Slayer Bowl  
**Basic Offense:** Multiple  
**Basic Defense:** 4-3  
**Starters Returning:** 21  
**Starters Lost:** 6  
**All-Time Series:** First Meeting

### Media Information

**Football Contact:** Jason Yellin  
**Office Phone:** 865-974-9494  
**Cell Phone:** 865-314-0273  
**Email:** jyellin@tennessee.edu  
**Website:** www.utsports.com

### 2015 Schedule

Sept. 5	BOWLING GREEN
Sept. 12	OKLAHOMA
Sept. 19	WESTERN CAROLINA
Sept. 26	at Florida
Oct. 3	ARKANSAS
Oct. 10	GEORGIA
Oct. 24	at Alabama
Nov. 7	at Kentucky
Nov. 14	NORTH TEXAS
Nov. 21	at Missouri
Nov. 28	VANDERBILT

### 2014 Results

UTAH STATE	W, 38-7
ARKANSAS STATE	W, 34-19
at Oklahoma	L, 10-34
at Georgia	L, 32-35
FLORIDA	L, 9-10
CHATTANOOGA	W, 45-10
at Ole Miss	L, 3-34
ALABAMA	L, 20-34
at South Carolina	W, 45-42 (OT)
KENTUCKY	W, 50-16
MISSOURI	L, 21-29
at Vanderbilt	W, 24-17
vs. Iowa	W, 45-28



## Maryland Terrapins

**Sept. 12 • 12:00 p.m. (Big Ten Network)**  
Byrd Stadium • College Park, Md.

### General Information

**Location:** College Park, Md.  
**Founded:** 1856  
**Enrollment:** 37,610  
**President:** Dr. Wallace D. Loh  
**Athletics Director:** Kevin Anderson  
**Conference:** Big Ten Conference (B1G)  
**Nickname:** Terrapins  
**Colors:** Red, White, Black and Gold  
**Stadium:** Byrd Stadium (54,000)  
**Playing Surface:** Field Turf

### Coaching Information

**Head Coach:** Randy Edsall  
**Record at Maryland:** 20-30 (4 seasons)  
**Career Record:** 90-93 (15 seasons)

### Team Information

**2014 Record:** 7-6  
**2014 Playoffs:** Foster Farms Bowl  
**Basic Offense:** Multiple  
**Basic Defense:** 4-3  
**Starters Returning:** 10  
**Starters Lost:** 13  
**All-Time Series:** First Meeting

### Media Information

**Football Contact:** Sean Ellenby (secondary)  
**Office Phone:** 301-314-8093  
**Cell Phone:** 410-409-4734  
**Email:** sellenby@umd.edu  
**Website:** www.umterps.com

### 2015 Schedule

Sept. 5	RICHMOND
Sept. 12	BOWLING GREEN
Sept. 19	SOUTH FLORIDA
Sept. 26	at West Virginia
Oct. 3	MICHIGAN
Oct. 10	at Ohio State
Oct. 24	PENN STATE
Oct. 31	at Iowa
Nov. 7	WISCONSIN
Nov. 14	at Michigan State
Nov. 21	INDIANA
Nov. 28	at Rutgers

### 2014 Results

JAMES MADISON	W, 52-7
at South Florida	W, 24-17
WEST VIRGINIA	L, 37-40
at Syracuse	W, 34-20
at Indiana	W, 37-15
OHIO STATE	L, 24-52
IOWA	W, 38-31
at Wisconsin	L, 7-52
at Penn State	W, 20-19
MICHIGAN STATE	L, 15-27
at Michigan	W, 23-16
RUTGERS	L, 38-41
vs. Stanford	L, 21-45





# OPPONENT INFORMATION • 2015 OPPONENTS



## Memphis Tigers

**Sept. 19 • 3:00 p.m. (ESPN3)**  
Doyt L. Perry Stadium • Bowling Green, Ohio

### General Information

**Location:** Memphis, Tenn.  
**Founded:** 1912  
**Enrollment:** 21,480  
**President:** M. David Rudd  
**Athletics Director:** Tom Bowen  
**Conference:** American  
**Nickname:** Tigers  
**Colors:** Blue and Gray  
**Stadium:** Liberty Bowl Memorial Stadium (62,380)  
**Playing Surface:** Field Turf

### Coaching Information

**Head Coach:** Justin Fuente  
**Record at Memphis:** 17-20 (3 seasons)  
**Career Record:** Same

### Team Information

**2014 Record:** 10-3  
**2014 Bowl:** Miami Beach Bowl  
**Basic Offense:** Spread  
**Basic Defense:** 4-3  
**Starters Returning:** 11  
**Starters Lost:** 11  
**All-Time Series:** Bowling Green leads 1-0-0

### Media Information

**Football Contact:** Ron Mears  
**Office Phone:** 901-678-2397  
**Cell Phone:** 832-969-1310  
**Email:** rmears@memphis.edu  
**Website:** www.gotigersgo.com

### 2015 Schedule

Sept. 5	MISSOURI STATE
Sept. 12	at Kansas
<b>Sept. 19</b>	<b>at Bowling Green</b>
Sept. 24	CINCINNATI
Oct. 2	at South Florida
Oct. 17	OLE MISS
Oct. 23	at Tulsa
Oct. 31	TULANE
Nov. 7	NAVY
Nov. 14	at Houston
Nov. 21	at Temple
Nov. 28	SMU

### 2014 Results

AUSTIN PEAY	W, 63-0
at UCLA	L, 35-42
MIDDLE TENNESSEE	W, 36-17
at Ole Miss	L, 3-24
at Cincinnati	W, 41-14
HOUSTON	L, 24-28
at SMU	W, 48-10
TULSA	W, 40-20
at Temple	W, 16-13
at Tulane	W, 38-7
SOUTH FLORIDA	W, 31-20
UCONN	W, 41-10
vs. BYU	W, 55-48 (2OT)



## Purdue Boilermakers

**Sept. 26 • TBA (TBA)**  
Ross-Ade Stadium • West Lafayette, Ind.

### General Information

**Location:** West Lafayette, Ind.  
**Founded:** 1869  
**Enrollment:** 38,770  
**President:** Mitchell E. Daniels Jr.  
**Athletics Director:** Morgan Burke  
**Conference:** Big Ten Conference (B1G)  
**Nickname:** Boilermakers  
**Colors:** Old Gold and Black  
**Stadium:** Ross-Ade Stadium (62,500)  
**Playing Surface:** Grass

### Coaching Information

**Head Coach:** Darrell Hazell  
**Record at Purdue:** 4-20 (2 seasons)  
**Career Record:** 20-30 (4 seasons)

### Team Information

**2014 Record:** 3-9  
**2014 Bowl:** None  
**Basic Offense:** Multiple  
**Basic Defense:** 3-4  
**Starters Returning:** 18  
**Starters Lost:** 11  
**All-Time Series:** Bowling Green leads 2-0-0

### Media Information

**Football Contact:** Matt Rector  
**Office Phone:** 765-494-3196  
**Cell Phone:** 765-237-1330  
**Email:** rector@purdue.edu  
**Website:** www.purduesports.com

### 2015 Schedule

Sept. 6	at Marshall
Sept. 12	INDIANA STATE
Sept. 19	VIRGINIA TECH
<b>Sept. 26</b>	<b>BOWLING GREEN</b>
Oct. 3	at Michigan State
Oct. 10	MINNESOTA
Oct. 17	at Wisconsin
Oct. 31	NEBRASKA
Nov. 7	ILLINOIS
Nov. 14	at Northwestern
Nov. 21	at Iowa
Nov. 28	INDIANA

### 2014 Results

WESTERN MICHIGAN	W, 43-34
CENTRAL MICHIGAN	L, 17-38
vs. Notre Dame	L, 14-30
SOUTHERN ILLINOIS	W, 35-13
IOWA	L, 10-24
at Illinois	W, 38-27
MICHIGAN STATE	L, 31-45
at Minnesota	L, 38-39
at Nebraska	L, 14-35
WISCONSIN	L, 16-35
NORTHWESTERN	L, 14-38
at Indiana	L, 16-23



# OPPONENT INFORMATION • 2015 OPPONENTS



## Buffalo Bulls

**Oct. 3 • 3:30 p.m. (TBA)**  
UB Stadium • Amherst, N.Y.

### General Information

**Location:** Amherst, N.Y.  
**Founded:** 1863  
**Enrollment:** 29,850  
**President:** Satish K. Tripathi  
**Athletics Director:** Danny White  
**Conference:** Mid-American Conference (East Division)  
**Nickname:** Bulls  
**Colors:** Royal Blue & White  
**Stadium:** UB Stadium (29,013)  
**Playing Surface:** Sportex Momentum

### Coaching Information

**Head Coach:** Lance Leipold  
**Record at Buffalo:** First Season  
**Career Record:** 109-6 (8 seasons)

### Team Information

**2014 Record:** 5-6  
**2014 Bowl:** None  
**Basic Offense:** Multiple  
**Basic Defense:** 4-3  
**Starters Returning:** 12  
**Starters Lost:** 12  
**All-Time Series:** Bowling Green leads 9-3-0

### Media Information

**Football Contact:** Jon Fuller  
**Office Phone:** 716-645-6762  
**Cell Phone:** 716-359-2728  
**Email:** jfuller3@buffalo.edu  
**Website:** www.ubbulls.com

### 2015 Schedule

Sept. 5	ALBANY
Sept. 12	at Penn State
Sept. 19	at Florida Atlantic
Sept. 26	NEVADA
<b>Oct. 3</b>	<b>BOWLING GREEN</b>
Oct. 17	at Central Michigan
Oct. 24	OHIO
Oct. 29	at Miami
Nov. 5	at Kent State
Nov. 11	NORTHERN ILLINOIS
Nov. 21	at Akron
Nov. 27	UMASS

### 2014 Results

DUQUESNE	W, 38-28
at Army	L, 39-47
BAYLOR	L, 21-63
NORFOLK STATE	W, 36-7
MIAMI	W, 35-27
at Bowling Green	L, 35-36
at Eastern Michigan	L, 27-37
CENTRAL MICHIGAN	L, 14-20
at Ohio	L, 14-37
AKRON	W, 55-24
KENT STATE	Cancelled
at UMass	W, 41-21



## UMass Minutemen

**Oct. 10 • TBA (TBA)**  
Doyt L. Perry Stadium • Bowling Green, Ohio

### General Information

**Location:** Amherst, Mass.  
**Founded:** 1846  
**Enrollment:** 28,635  
**President:** Dr. Kumble Subbaswamy  
**Athletics Director:** Ryan Bamford  
**Conference:** Mid-American Conference (East Division)  
**Nickname:** Minutemen  
**Colors:** Marron, White, Cool Grey & Black  
**Stadium:** McGuirk Stadium (17,000); Gillette Stadium (68,756)  
**Playing Surface:** Field Turf

### Coaching Information

**Head Coach:** Mark Whipple  
**Record at UMass:** 52-35 (7 seasons)  
**Career Record:** 124-68 (17 seasons)

### Team Information

**2014 Record:** 3-9  
**2014 Bowl:** None  
**Basic Offense:** Pro  
**Basic Defense:** 3-4  
**Starters Returning:** 19  
**Starters Lost:** 3  
**All-Time Series:** Bowling Green leads 3-0-0

### Media Information

**Football Contact:** John Sinnett  
**Office Phone:** 413-545-1744  
**Cell Phone:** 413-687-2237  
**Email:** jsinnett@admin.umass.edu  
**Website:** www.umassathletics.com

### 2015 Schedule

Sept. 12	at Colorado
Sept. 19	TEMPLE
Sept. 26	at Notre Dame
Oct. 3	FLORIDA INTERNATIONAL
<b>Oct. 10</b>	<b>at Bowling Green</b>
Oct. 17	KENT STATE
Oct. 24	TOLEDO
Oct. 31	at Ball State
Nov. 7	AKRON
Nov. 14	at Eastern Michigan
Nov. 21	MIAMI
Nov. 27	at Buffalo

### 2014 Results

BOSTON COLLEGE	L, 7-30
COLORADO	L, 38-41
at Vanderbilt	L, 31-34
at Penn State	L, 7-48
BOWLING GREEN	L, 42-47
at Miami	L, 41-42
at Kent State	W, 40-17
EASTERN MICHIGAN	W, 36-14
at Toledo	L, 35-42
BALL STATE	W, 24-10
at Akron	L, 6-30
BUFFALO	L, 21-41



# OPPONENT INFORMATION • 2015 OPPONENTS



**Akron  
Zips**

**Oct. 17 • 3:00 p.m. (TBA)**

Doyt L. Perry Stadium • Bowling Green, Ohio

## General Information

**Location:** Akron, Ohio

**Founded:** 1870

**Enrollment:** 25,865

**President:** Dr. Luis M. Proenzar

**Athletic Director:** TBA

**Conference:** Mid-American Conference (East Division)

**Nickname:** Zips

**Colors:** Blue and Gold

**Stadium:** InfoCision Stadium (30,000)

**Playing Surface:** ProGrass

## Coaching Information

**Head Coach:** Terry Bowden

**Record at Akron:** 11-25 (3 seasons)

**Career Record:** 151-87-2 (21 seasons)

## Team Information

**2014 Record:** 5-7

**2014 Bowl:** None

**Basic Offense:** Spread

**Basic Defense:** 4-3

**Starters Returning:** 12

**Starters Lost:** 10

**All-Time Series:** Bowling Green leads 14-7-0

## Media Information

**Football Contact:** Cathy Bongiovi

**Office Phone:** 330-972-6106

**Cell Phone:** 267-326-5400

**Email:** cathyb@uakron.edu

**Website:** www.goazips.com



**Kent State  
Golden Flashes**

**Oct. 24 • TBA (TBA)**

Dix Stadium • Kent, Ohio

## General Information

**Location:** Kent, Ohio

**Founded:** 1910

**Enrollment:** 42,000

**President:** Dr. Beverly Warren

**Athletics Director:** Joel Nielsen

**Conference:** Mid-American Conference (East Division)

**Nickname:** Golden Flashes

**Colors:** Navy Blue and Gold

**Stadium:** Dix Stadium (25,319)

**Playing Surface:** Field Turf

## Coaching Information

**Head Coach:** Paul Haynes

**Record at Kent State:** 6-17 (2 seasons)

**Career Record:** Same

## Team Information

**2014 Record:** 2-9

**2014 Bowl:** None

**Basic Offense:** Multiple

**Basic Defense:** 4-2

**Starters Returning:** 19

**Starters Lost:** 6

**All-Time Series:** Bowling Green leads 57-19-6

## Media Information

**Football Contact:** Aaron Chimenti

**Office Phone:** 330-672-8468

**Cell Phone:** 330-807-5789

**Email:** achiment@kent.edu

**Website:** www.kentstatesports.com

## 2015 Schedule

Sept. 5	at Oklahoma
Sept. 12	PITTSBURGH
Sept. 19	SAVANNAH STATE
Sept. 26	at Louisiana
Oct. 3	OHIO
Oct. 10	at Eastern Michigan
<b>Oct. 17</b>	<b>at Bowling Green</b>
Oct. 31	CENTRAL MICHIGAN
Nov. 7	at UMass
Nov. 14	at Miami
Nov. 21	BUFFALO
Nov. 27	KENT STATE

## 2014 Results

HOWARD	W, 41-0
at Penn State	L, 3-21
MARSHALL	L, 17-48
at Pittsburgh	W, 21-10
EASTERN MICHIGAN	W, 31-6
MIAMI	W, 29-19
at Ohio	L, 20-23
at Ball State	L, 21-35
at Buffalo	L, 3-30
BOWLING GREEN	L, 10-27
at Buffalo	L, 24-55
UMASS	W, 30-6
at Kent State	L, 24-27

## 2015 Schedule

Sept. 4	at Illinois
Sept. 12	DELAWARE STATE
Sept. 19	at Minnesota
Sept. 26	MARSHALL
Oct. 3	MIAMI
Oct. 10	at Toledo
Oct. 17	at UMass
<b>Oct. 24</b>	<b>BOWLING GREEN</b>
Nov. 5	BUFFALO
Nov. 10	at Ohio
Nov. 18	CENTRAL MICHIGAN
Nov. 27	at Akron

## 2014 Results

OHIO	L, 14-17
SOUTH ALABAMA	L, 13-23
at Ohio State	L, 0-66
at Virginia	L, 13-45
at Northern Illinois	L, 14-17
UMASS	L, 17-40
ARMY	W, 39-17
at Miami	L, 3-10
TOLEDO	L, 20-30
at Bowling Green	L, 20-30
at Buffalo	Cancelled



# OPPONENT INFORMATION • 2015 OPPONENTS



## Ohio Bobcats

**Nov. 4 • 8:00 p.m. (ESPN2)**

Doyt L. Perry Stadium • Bowling Green, Ohio

### General Information

**Location:** Athens, Ohio

**Founded:** 1804

**Enrollment:** 38,857

**President:** Dr. Roderick J. McDavis

**Athletics Director:** Jim Schaus

**Conference:** Mid-American Conference (East Division)

**Nickname:** Bobcats

**Colors:** Green and White

**Stadium:** Peden Stadium (24,000)

**Playing Surface:** Field Turf

### Coaching Information

**Head Coach:** Frank Solich

**Record at Ohio:** 72-56 (10 seasons)

**Career Record:** 130-75 (16 seasons)

### Team Information

**2014 Record:** 6-6

**2014 Bowl:** None

**Basic Offense:** Spread

**Basic Defense:** 4-3

**Starters Returning:** 20

**Starters Lost:** 6

**All-Time Series:** Bowling Green leads 39-25-2

### Media Information

**Football Contact:** Anthony Reynolds

**Office Phone:** 740-593-1298

**Cell Phone:** 870-530-4499

**Email:** reynola1@ohio.edu

**Website:** www.ohiobobcats.com

### 2015 Schedule

Sept. 3	at Idaho
Sept. 12	MARSHALL
Sept. 19	SOUTHEASTERN LA
Sept. 26	at Minnesota
Oct. 3	at Akron
Oct. 10	MIAMI
Oct. 17	WESTERN MICHIGAN
Oct. 24	at Buffalo
<b>Nov. 4</b>	<b>at Bowling Green</b>
Nov. 10	KENT STATE
Nov. 17	BALL STATE
Nov. 24	at Northern Illinois

### 2014 Results

at Kent State	W, 17-14
at Kentucky	L, 3-20
at Marshall	L, 14-44
IDAHO	W, 36-24
EASTERN ILLINOIS	W, 34-19
at Central Michigan	L, 10-28
BOWLING GREEN	L, 13-31
AKRON	W, 23-20
at Western Michigan	L, 21-42
BUFFALO	W, 37-14
NORTHERN ILLINOIS	L, 14-21
at Miami	W, 24-21



## Western Michigan Broncos

**Nov. 11 • 8:00 p.m. (ESPN2/ESPNU)**

Waldo Stadium • Kalamazoo, Mich.

### General Information

**Location:** Kalamazoo, Mich.

**Founded:** 1903

**Enrollment:** 23,914

**President:** Dr. John M. Dunn

**Athletics Director:** Kathy Beauregard

**Conference:** Mid-American Conference (West Division)

**Nickname:** Broncos

**Colors:** Brown and Gold

**Stadium:** Waldo Stadium (30,200)

**Playing Surface:** Field Turf

### Coaching Information

**Head Coach:** P. J. Fleck

**Record at Western Michigan:** 9-16 (2 seasons)

**Career Record:** Same

### Team Information

**2014 Record:** 8-5

**2010 Bowl:** Famous Idaho Potato Bowl

**Basic Offense:** Multiple

**Basic Defense:** 4-3

**Starters Returning:** 22

**Starters Lost:** 5

**All-Time Series:** Bowling Green leads 31-18-3

### Media Information

**Football Contact:** Adam Bodnar

**Office Phone:** 269-387-4122

**Cell Phone:** 269-760-5133

**Email:** adam.e.bodnar@wmich.edu

**Website:** www.wmubroncos.com

### 2015 Schedule

Sept. 4	MICHIGAN STATE
Sept. 12	at Georgia Southern
Sept. 19	MURRAY STATE
Sept. 26	at Ohio State
Oct. 10	CENTRAL MICHIGAN
Oct. 17	at Ohio
Oct. 24	MIAMI
Oct. 29	at Eastern Michigan
Nov. 5	BALL STATE
<b>Nov. 11</b>	<b>BOWLING GREEN</b>
Nov. 18	at Northern Illinois
Nov. 27	at Toledo

### 2014 Results

at Purdue	L, 34-43
at Idaho	W, 45-33
MURRAY STATE	W, 45-14
at Virginia Tech	L, 17-35
TOLEDO	L, 19-20 (OT)
at Ball State	W, 42-38
at Bowling Green	W, 26-14
OHIO	W, 42-21
at Miami	W, 41-10
EASTERN MICHIGAN	W, 51-7
at Central Michigan	W, 32-20
NORTHERN ILLINOIS	L, 21-31
vs. Air Force	L, 24-38





## OPPONENT INFORMATION • 2014 OPPONENTS



### Toledo Rockets

**Nov. 17 • TBA (ESPN2/ESPNU)**

Doyt L. Perry Stadium • Bowling Green, Ohio

#### General Information

**Location:** Toledo, Ohio

**Founded:** 1872

**Enrollment:** 18,783

**President:** Dr. Sharon Gaber

**Athletics Director:** Michael O'Brien

**Conference:** Mid-American Conference (West Division)

**Nickname:** Rockets

**Colors:** Midnight Blue and Gold

**Stadium:** Glass Bowl (26,244)

**Playing Surface:** Field Turf

#### Coaching Information

**Head Coach:** Matt Campbell

**Record at Toledo:** 26-13 (3 seasons)

**Career Record:** Same

#### Team Information

**2014 Record:** 9-4

**2014 Bowl:** GoDaddy Bowl

**Basic Offense:** Spread

**Basic Defense:** Multiple

**Starters Returning:** 15

**Starters Lost:** 10

**All-Time Series:** Bowling Green leads 39-36-1

#### Media Information

**Football Contact:** Paul Helgren

**Office Phone:** 419-530-4918

**Cell Phone:** 419-262-3861

**Email:** paul.helgren@utoledo.edu

**Website:** www.utrockets.com



### Ball State Cardinals

**Nov. 24 • 7:30 p.m. (ESPNU/ESPN3)**

Scheumann Stadium • Muncie, Ind.

#### General Information

**Location:** Muncie, Ind.

**Founded:** 1918

**Enrollment:** 20,503

**President:** Dr. Paul Ferguson

**Athletics Director:** Mark Sandy

**Conference:** Mid-American Conference (West Division)

**Nickname:** Cardinals

**Colors:** Cardinal and White

**Stadium:** Scheumann Stadium (22,500)

**Playing Surface:** Sprint Turf

#### Coaching Information

**Head Coach:** Pete Lembo

**Record at Ball State:** 30-20 (4 seasons)

**Career Record:** 109-56 (14 seasons)

#### Team Information

**2014 Record:** 5-7

**2014 Bowl:** None

**Basic Offense:** Multiple - No Huddle

**Basic Defense:** 4-3

**Starters Returning:** 19

**Starters Lost:** 4

**All-Time Series:** Bowling Green 20-9-1

#### Media Information

**Football Contact:** Mike Clark

**Office Phone:** 765-285-8242

**Cell Phone:** 765-760-6050

**Email:** maclark4@bsu.edu

**Website:** www.ballstatesports.com

#### 2015 Schedule

Sept. 3	STONY BROOK
Sept. 12	at Arkansas
Sept. 19	IOWA STATE
Sept. 26	ARKANSAS STATE
Oct. 3	at Ball State
Oct. 10	KENT STATE
Oct. 17	EASTERN MICHIGAN
Oct. 24	at UMass
Nov. 3	NORTHERN ILLINOIS
Nov. 10	at Central Michigan
<b>Nov. 17</b>	<b>at Bowling Green</b>
Nov. 27	WESTERN MICHIGAN

#### 2014 Results

NEW HAMPSHIRE	W, 54-20
MISSOURI	L, 24-49
at Cincinnati	L, 34-58
BALL STATE	W, 34-23
CENTRAL MICHIGAN	W, 42-28
at Western Michigan	W, 20-19 (OT)
at Iowa State	L, 30-37
UMASS	W, 42-35
at Kent State	W, 30-20
at Northern Illinois	L, 24-27
BOWLING GREEN	W, 27-20
at Eastern Michigan	W, 52-16
vs. Arkansas State	W, 63-44

#### 2015 Schedule

Sept. 3	VMI
Sept. 12	at Texas A&M
Sept. 19	at Eastern Michigan
Sept. 26	at Northwestern
Oct. 3	TOLEDO
Oct. 10	at Northern Illinois
Oct. 17	GEORGIA STATE
Oct. 24	CENTRAL MICHIGAN
Oct. 31	UMASS
Nov. 5	at Western Michigan
Nov. 17	at Ohio
<b>Nov. 24</b>	<b>BOWLING GREEN</b>

#### 2014 Results

COLGATE	W, 30-10
at Iowa	L, 13-17
INDIANA STATE	L, 20-27
at Toledo	L, 23-34
at Army	L, 24-33
WESTERN MICHIGAN	L, 38-42
at Central Michigan	W, 32-29
AKRON	W, 35-21
NORTHERN ILLINOIS	L, 21-35
at UMass	L, 10-24
EASTERN MICHIGAN	W, 45-30
at Bowling Green	W, 41-24



# OPPONENT INFORMATION • SERIES RECORDS

## Tennessee

FIRST MEETING

## Maryland

FIRST MEETING

## Memphis

(BG LEADS, 1-0-0)

2004.....BG 52 UM 35

## Purdue

(BG LEADS, 2-0-0)

1972.....BG 17 PU 14

2003.....BG 27 PU 26

## Buffalo

(BG LEADS, 9-3-0)

2000.....UB 20 BG 17

2001.....BG 35 UB 0

2005.....BG 27 UB 7

2006.....BG 48 UB 40

2007.....BG 31 UB 17

2008.....UB 40 BG 34

2009.....BG 30 UB 29

2010.....UB 28 BG 26

2011.....BG 42 UB 28

2012.....BG 21 UB 7

2013.....BG 24 UB 7

2014.....BG 36 UB 35

## Massachusetts

(BG LEADS, 3-0-0)

2012.....BG 24 UM 0

2013.....BG 28 UM 7

2014.....BG 47 UM 42

## Akron

(BG LEADS, 14-7-0)

1941.....UA 8 BG 0

1985.....BG 27 UA 22

1989.....UA 38 BG 24

1992.....BG 24 UA 3

1993.....BG 49 UA 7

1994.....BG 45 UA 0

1995.....BG 50 UA 12

1996.....UA 21 BG 14

1997.....BG 31 UA 28

1998.....BG 58 UA 21

1999.....UA 55 BG 25

2000.....UA 27 BG 21

2001.....BG 16 UA 11

2005.....UA 24 BG 14

2006.....UA 35 BG 28

2007.....BG 44 UA 20

2008.....BG 37 UA 33

2009.....BG 36 UA 20

2012.....BG 24 UA 10

2013.....BG 31 UA 14

2014.....BG 27 UA 10

## Kent State

(BG LEADS, 57-19-6)

1920.....BG 7 KS 0

1921.....BG 0 KS 0

1922.....BG 6 KS 0

1927.....BG 13 KS 0

1928.....BG 6 KS 6

1934.....BG 0 KS 0

1935.....KS 45 BG 0

1936.....KS 6 BG 0

1937.....BG 13 KS 13

1938.....KS 7 BG 3

1939.....BG 34 KS 0

1940.....KS 13 BG 0

1941.....BG 12 KS 6

1942.....KS 7 BG 0

1946.....BG 13 KS 0

1947.....BG 21 KS 18

1948.....BG 23 KS 14

1949.....BG 27 KS 6

1950.....KS 19 BG 6

1951.....BG 27 KS 27

1952.....BG 44 KS 21

1953.....KS 41 BG 7

1954.....KS 28 BG 25

1955.....BG 6 KS 6

1956.....BG 17 KS 0

1957.....BG 13 KS 7

1958.....KS 8 BG 7

1959.....BG 25 KS 8

1960.....BG 28 KS 0

1961.....BG 21 KS 6

1962.....BG 45 KS 6

1963.....BG 18 KS 3

1964.....BG 41 KS 0

1965.....BG 7 KS 6

1966.....KS 35 BG 12

1967.....BG 7 KS 6

1968.....BG 30 KS 7

1969.....BG 7 KS 0

1970.....BG 44 KS 0

1971.....BG 46 KS 33

1972.....KS 14 BG 10

1973.....KS 21 BG 7

1974.....BG 26 KS 10

1975.....BG 35 KS 9

1976.....BG 17 KS 13

1977.....BG 14 KS 10

1978.....BG 28 KS 20

1979.....BG 28 KS 17

1980.....BG 24 KS 3

1981.....BG 13 KS 7

1982.....BG 41 KS 7

1983.....BG 38 KS 3

1984.....BG 27 KS 10

1985.....BG 26 KS 14

1986.....BG 31 KS 15

1987.....BG 30 KS 20

1988.....KS 31 BG 19

1989.....BG 51 KS 28

1990.....BG 20 KS 16

1991.....BG 35 KS 7

1992.....BG 28 KS 22

1993.....BG 40 KS 7

1994.....BG 22 KS 16

1995.....BG 26 KS 15

1996.....BG 31 KS 24

1997.....KS 29 BG 20

1998.....BG 42 KS 21

1999.....KS 41 BG 27

2000.....BG 18 KS 11

2001.....BG 24 KS 7

2002.....BG 45 KS 14

2003.....BG 42 KS 33

2005.....BG 24 KS 14

2006.....KS 38 BG 3

2007.....BG 31 KS 20

2008.....BG 45 KS 30

2009.....BG 36 KS 35

2010.....KS 30 BG 6

2011.....KS 27 BG 15

2012.....KS 31 BG 24

2013.....BG 41 KS 22

2014.....BG 30 KS 20

## Ohio

(BG LEADS, 39-25-2)

1945.....BG 6 OU 0

1947.....BG 2 OU 0

1948.....BG 13 OU 7

1951.....OU 28 BG 7

1952.....OU 33 BG 14

1953.....OU 22 BG 14

1954.....OU 26 BG 14

1955.....BG 13 OU 0

1956.....BG 41 OU 27

1957.....BG 7 OU 7

1958.....BG 33 OU 6

1959.....BG 13 OU 9

1960.....OU 14 BG 7

1961.....BG 7 OU 6

1962.....BG 7 OU 6

1963.....OU 16 BG 0

1964.....OU 21 BG 0

1965.....BG 17 OU 7

1966.....BG 28 OU 0

1967.....OU 31 BG 7

1968.....OU 28 BG 27

1969.....BG 23 OU 16

1970.....OU 34 BG 7

1971.....BG 20 OU 19

1972.....BG 17 OU 0

1973.....OU 24 BG 23

1974.....OU 33 BG 22

1975.....BG 19 OU 17

1976.....OU 31 BG 26

1977.....BG 39 OU 27

1978.....OU 19 BG 15

1979.....OU 48 BG 21

1980.....OU 21 BG 20

1981.....OU 23 BG 21

1982.....BG 40 OU 21

1983.....BG 24 OU 20

1984.....BG 28 OU 7

1985.....BG 38 OU 17

1986.....BG 21 OU 16

1987.....BG 28 OU 7

1988.....BG 42 OU 0

1989.....BG 31 OU 28

1990.....BG 10 OU 10

1991.....BG 45 OU 14

1992.....BG 31 OU 14

1993.....BG 20 OU 0

1994.....BG 32 OU 0

1995.....BG 33 OU 7

1996.....OU 38 BG 0

1997.....OU 24 BG 0

1998.....BG 35 OU 7

1999.....OU 17 BG 14

2000.....OU 23 BG 21

2001.....BG 17 OU 0

2002.....BG 72 OU 21

2004.....BG 41 OU 16

2005.....BG 38 OU 14

2006.....BG 21 OU 9

2007.....OU 38 BG 27

2008.....BG 28 OU 3

2009.....OU 44 BG 37

2010.....OU 49 BG 25

2011.....OU 29 BG 28

2012.....BG 26 OU 14

2013.....BG 49 OU 0

2014.....BG 31 OU 13

## Western Michigan

(BG LEADS, 31-18-3)

1954.....WM 20 BG 15

1955.....BG 35 WM 0

1956.....BG 27 WM 13

1957.....BG 14 WM 14

1958.....BG 40 WM 6

1959.....BG 34 WM 0

1960.....BG 14 WM 13

1961.....BG 21 WM 0

1962.....BG 10 WM 6

1963.....BG 16 WM 7

1964.....BG 28 WM 8

1965.....BG 21 WM 17

1966.....WM 16 BG 14

1967.....WM 10 BG 6

1968.....BG 17 WM 10

1969.....BG 21 WM 10

1970.....WM 23 BG 3

1971.....BG 23 WM 6

1972.....BG 13 WM 13

1973.....BG 31 WM 20

1974.....BG 21 WM 13

1975.....BG 28 WM 0

1976.....BG 31 WM 28

1977.....BG 34 WM 14

1978.....WM 24 BG 20

1979.....BG 15 WM 3

1980.....BG 17 WM 14

1981.....WM 21 BG 7

1982.....BG 7 WM 3

1983.....BG 23 WM 20

1984.....BG 34 WM 7

1985.....BG 48 WM 7





# OPPONENT INFORMATION • SERIES RECORDS

## OPPONENTS

1986.....	BG	17	WM	3
1987.....	WM	34	BG	27
1988.....	WM	37	BG	10
1989.....	BG	31	WM	30
1990.....	WM	19	BG	13
1991.....	BG	23	WM	10
1992.....	BG	29	WM	19
1993.....	BG	14	WM	14
1995.....	WM	17	BG	0
1996 (OT)...	WM	16	BG	13
1997.....	WM	34	BG	21
1998.....	WM	56	BG	27
2001.....	WM	37	BG	28
2002.....	BG	48	WM	45
2003.....	BG	32	WM	21
2004.....	BG	52	WM	0
2005.....	WM	45	BG	14
2010.....	WM	41	BG	7
2011.....	WM	45	BG	21
2014.....	WM	26	BG	14

### Toledo

(BG LEADS, 39-36-4)

1919.....	UT	6	BG	0
1921.....	BG	20	UT	7
1922.....	BG	6	UT	6
1923.....	UT	27	BG	0
1924.....	UT	12	BG	7
1928.....	BG	14	UT	0
1929.....	BG	0	UT	0
1930.....	BG	0	UT	0
1932.....	BG	12	UT	6
1933.....	UT	26	BG	7
1934.....	UT	22	BG	0
1935.....	UT	63	BG	0
1948.....	BG	21	UT	6
1949.....	UT	20	BG	19
1950.....	BG	39	UT	14
1951.....	UT	12	BG	6
1952.....	BG	29	UT	19
1953.....	UT	20	BG	19
1954.....	UT	38	BG	7
1955.....	BG	39	UT	0
1956.....	BG	34	UT	12
1957.....	BG	29	UT	0
1958.....	BG	31	UT	16
1959.....	BG	51	UT	21
1960.....	BG	14	UT	3
1961.....	BG	17	UT	6
1962.....	BG	28	UT	13
1963.....	BG	22	UT	20
1964.....	BG	31	UT	14
1965.....	BG	21	UT	14
1966.....	BG	14	UT	13
1967.....	UT	33	BG	0
1968.....	BG	0	UT	0
1969.....	UT	27	BG	26
1970.....	UT	20	BG	0
1971.....	UT	24	BG	7
1972.....	BG	19	UT	8
1973.....	BG	49	UT	35
1974.....	UT	24	BG	19
1975.....	BG	34	UT	17

1976.....	BG	29	UT	28
1977.....	BG	21	UT	13
1978.....	BG	45	UT	27
1979.....	UT	23	BG	17
1980.....	BG	17	UT	6
1981.....	BG	38	UT	0
1982.....	UT	24	BG	10
1983.....	UT	6	BG	3
1984.....	UT	17	BG	6
1985.....	BG	21	UT	0
1986.....	UT	22	BG	3
1987.....	BG	20	UT	6
1988.....	UT	34	BG	5
1989.....	BG	27	UT	23
1990.....	UT	19	BG	13
1991.....	BG	24	UT	21
1992.....	BG	10	UT	9
1993.....	BG	17	UT	10
1994.....	BG	31	UT	16
1995.....	UT	35	BG	16
1996.....	UT	24	BG	16
1997.....	UT	35	BG	20
1998.....	UT	24	BG	16
1999.....	BG	34	UT	23
2000.....	UT	51	BG	17
2001.....	BG	56	UT	21
2002.....	UT	42	BG	24
2003.....	BG	31	UT	23
2004.....	UT	49	BG	41
2005(2OT)....	UT	44	BG	41
2006.....	UT	31	BG	21
2007.....	BG	37	UT	10
2008.....	BG	38	UT	10
2009.....	BG	38	UT	24
2010.....	UT	33	BG	14
2011.....	UT	28	BG	21
2012.....	UT	27	BG	15
2013.....	UT	28	BG	25
2014.....	UT	27	BG	20

### Ball State

(BG LEADS, 20-9-1)

1942.....	BG	26	BSU	14
1946.....	BG	13	BSU	0
1968.....	BG	62	BSU	8
1975.....	BSU	27	BG	20
1978.....	BSU	39	BG	14
1979.....	BSU	38	BG	23
1980.....	BG	24	BSU	21
1981.....	BG	14	BSU	10
1982.....	BG	28	BSU	7
1983.....	BG	45	BSU	20
1984.....	BG	38	BSU	13
1986.....	BG	20	BSU	17
1987.....	BG	24	BSU	0
1988.....	BSU	34	BG	10
1989.....	BSU	28	BG	3
1990.....	BSU	16	BG	6
1991.....	BG	14	BSU	13
1992.....	BG	28	BSU	6
1993.....	BG	26	BSU	26
1994.....	BG	59	BSU	36
1995.....	BSU	30	BG	10

1996.....	BSU	16	BG	11
1999.....	BG	35	BSU	14
2002.....	BG	38	BSU	20
2003.....	BG	41	BSU	14
2004.....	BG	51	BSU	13
2005.....	BG	40	BSU	31
2009.....	BG	31	BSU	17
2014.....	BSU	41	BG	24





# THE MID-AMERICAN CONFERENCE

## THIS IS THE MID-AMERICAN CONFERENCE

Providing leadership in education and diversity, the Mid-American Conference moves into its 70th year of service to our students.

Since its inception in 1946, the Mid-American Conference has progressively grown and developed into one of the most aggressive Division I conferences in the country. One of only 10 football Bowl Subdivision (FBS) conferences, the MAC named Dr. Jon A. Steinbrecher as its eighth commissioner in March of 2009.

The league has grown its commitment to championships by expanding its commitment to neutral site post-season events – football (Ford Field, Detroit), men's and women's basketball (Quicken Loans Arena, Cleveland), softball (Firestone Stadium, Akron) and baseball (All Pro Freight Stadium, Avon, Ohio). The MAC secured a four-year contract extension with Ford Field to host the Marathon MAC Football Championship Game through the 2019 football season, anchored a six-year contract extension for the MAC Men's and Women's Basketball Tournaments at Quicken Loans Arena through the 2023 season, and stabilized a five year contract extension through the 2020 season for the MAC Baseball Tournament at All Pro Freight Stadium in Avon, Ohio.

In addition to growing its commitment to MAC championships, Steinbrecher has strategically positioned the MAC's participation in hosting NCAA events and championships. The MAC recently served as the host for the 2015 NCAA Division I Men's Basketball Midwest Regional at Quicken Loans Arena in Cleveland and will also serve as host of the 2018 NCAA Division I Wrestling Championships, also at Quicken Loans Arena. The MAC has previously hosted both the 2012 and 2014 NCAA Women's Bowling Championships under Steinbrecher's direction.

In the summer of 2014, the MAC and ESPN announced a historic 13-year rights extension deal through the 2026-27 season for expanded national television and digital distribution. This is the largest and most extensive agreement in the history of the Conference and brings long-term security for the MAC through the 2026-27 academic year.

ESPN has exclusive television and digital distribution rights for all MAC sporting events, and guarantees coverage of every football game, and select men's and women's basketball and Olympic sporting events. The MAC and ESPN will establish on-campus production capabilities that will provide a significant increase in the national coverage of baseball, softball, soccer, volleyball, wrestling and Olympic sports on ESPN3. This will open up nearly 92 million households from ESPN3 for exposure to MAC sports

for the first time in Conference history. Through this ESPN partnership, the MAC and CBS Sports Network announced a four-year sub-licensing agreement to expand its national coverage of football and basketball through the 2018-19 season.

Last season the MAC had five programs receive football bowl invitations: Northern Illinois (Boca Raton Bowl), Bowling Green (Raycom Media Camellia Bowl), Toledo (GoDaddy Bowl), Central Michigan (Popeyes Bahamas Bowl) and Western Michigan (Famous Idaho Potato Bowl).

In December of 2013, former Northern Illinois quarterback Jordan Lynch finished third overall in the Heisman Trophy voting, the highest ever finish by a MAC student. Lynch was invited to the Heisman Trophy Award ceremony in New York City and became only the third MAC student-athlete to receive an invitation to the ceremony – Marshall QB Chad Pennington (1999) and Marshall WR Randy Moss (1997).

During the 2014 NFL Draft, Buffalo Bulls linebacker Khalil Mack was the fifth overall selection by the Oakland Raiders. Mack's selection was the highest-ever for the Buffalo program and the second highest ever selection for a MAC student. This marked the second consecutive year for the MAC to have its two highest ever selections in the NFL Draft. In the 2013 NFL Draft, Central Michigan offensive tackle Eric Fisher was selected as the first overall selection by the Kansas City Chiefs, making Fisher the first-ever football player from the MAC selected first overall in the NFL Draft.

In 2012, the MAC witnessed a record setting seven teams receive bowl invitations, including the first ever BCS Bowl invitation with Northern Illinois playing in the Discover Orange Bowl on Jan. 1, 2013. The MAC also had four football programs ranked in the top 25 of national polls – Northern Illinois, Kent State, Toledo and Ohio—as the BCS Standings had two MAC programs in the Top 25 at the end of the regular season with No. 15 Northern Illinois and No. 25 Kent State. The MAC also set a conference record for the most wins against FBS opponents with 16 victories.

In the fall of 2013, the MAC announced the creation of newly created bowl games in Boca Raton, Fla., Nassau, Bahamas, Miami Beach, Fla., and Montgomery, Ala. for a six-year period (2014-2019). The creation of the Boca Raton, Popeyes Bahamas and Miami Beach Bowls is the centerpiece of a joint agreement between several FBS conferences and will be supported by several FBS conferences on a six-year rotating basis.

The Boca Raton Bowl will be owned and operated by ESPN and will be played at FAU Stadium, an open air stadium which seats nearly 30,000 fans on the campus of Florida Atlantic University. The Popeyes Bahamas Bowl will be played at Thomas A. Robinson Stadium. The Miami Beach Bowl will be played at Marlins Park. The Camellia Bowl, based in Montgomery, Ala., is owned and operated by ESPN and will be played in the Cramton Bowl, a 25,000 seat stadium.

The MAC is also a partner with the San Diego County Credit Union Poinsettia Bowl as a primary partner in 2017 and 2019, and a secondary partner in 2015, 2016 and 2018 bowl seasons. The MAC will play the Mountain West in both the 2017 and 2019 bowl seasons, played at Qualcomm Stadium in San Diego.

Each football season the MAC has a minimum five guaranteed bowl opportunities. The MAC has long-term primary contracts with the GoDaddy Bowl (based in Mobile, Ala.) through the 2017 season and Famous Idaho Potato Bowl (based in Boise, Ida.) through the 2019 season.

During the 2014 football season, NIU won the Marathon MAC Football Championship for the third time in the last four years. Kent State safety Jordan Italiano and Bowling Green kicker Tyler Tate were named CoSIDA Capital One First Team Academic All-Americans, while Central Michigan quarterback Cooper Rush added Second Team recognition. Western Michigan freshman running back Jarvion Franklin was named USA Today Freshman All-American. Toledo senior center Greg Mancz was named by the Football Writers Association of America (FWAA) as Second Team All-American. The National Football Foundation and College Hall of Fame named 25 MAC students as members of the 2015 Hampshire Honor Society, which recognizes college football players that maintained a 3.20 GPA or better throughout their college career. Four more MAC students were drafted into the NFL, including MAC Defensive Player of the Year and Miami defensive back Quinten Rollins by the Green Bay Packers in the second round.

In men's basketball, the MAC witnessed the No. 2 seed Buffalo Bulls win its first ever MAC Tournament Championship. The MAC had six programs invited to postseason tournaments (NCAA-Buffalo; NIT-Central Michigan; CIT-Bowling Green, Kent State and Western Michigan; CBI-Eastern Michigan). Kent State advanced to the CIT Quarterfinals with wins over Middle Tennessee State and Texas A&M Corpus Christi.

## The Mid-American Conference

24 Public Square, 15th Floor  
Cleveland, Ohio 44113  
(216) 566-4622  
[www.mac-sports.com](http://www.mac-sports.com)



Jon Steinbrecher  
Commissioner

During the 2014-15 academic year, Akron men's soccer team won its 11th MAC Championship, third consecutive and seventh overall in the last eight years. Akron made its 29th NCAA Tournament berth, however it ended as Ohio State advanced on penalty kicks after 15 rounds in a 1-1 tie. Western Michigan's Andy Bevin was named Capital One Academic All-American. Bowling Green assistant coach Eric Reed was named Great Lakes Region Assistant Coach of the Year by the National Soccer Coaches Association of America (NSCAA). NSCAA also named Akron's Adam Najem, Bowling Green's Pat Flynn and West Virginia's Andy Bevin First Team recognition, while Akron's Saad Abdul-Salaam (Second Team) and Bowling Green's Ryan James (Third Team) also received recognition. Akron senior Saad Abdul-Salaam became the tenth Zip to be selected in the first round of the MLS SuperDraft with his 12th overall selection by Sporting Kansas City. West Virginia's Andy Bevin was drafted in the fourth round, 80th overall, in the MLS SuperDraft by the Seattle Sounders FC.

In wrestling, Missouri won its third consecutive MAC Tournament Championship and finished fourth overall at the NCAA Wrestling Championships. Missouri senior Drake Houdashelt won the National Championship at the 149-lb. weight class becoming the tenth MAC National Champion in wrestling, including the third in the last five years. The MAC had 38 wrestlers invited to the 2015 NCAA Wrestling Championships, where eight wrestlers were named All-Americans – Drake Houdashelt, Missouri (1st place at 149); Alan Waters, Missouri (3rd place at 125); Ian Miller, Kent State (5th place at 157); J'Den Cox, Missouri (5th place at 197); Chris Mecate, Old Dominion (6th place at 141); Lavion Mayes, Missouri (7th place at 141); Alexander Richardson, Old Dominion





# THE MID-AMERICAN CONFERENCE

## OPPONENTS

(7th place at 149) and Willie Miklus, Missouri (7th place at 184).

Eastern Michigan claimed its 19th MAC Championship in men's cross country, while Miami's Joe Stewart placed eighth at the Great Lakes Regional and was the first RedHawk to qualify for the national meet since 2008. Eastern Michigan won its 32nd swimming & diving championship. In men's tennis, Buffalo won its first ever MAC title. In men's golf, Miami ended Kent State's six-year reign as the RedHawks won its 13th MAC Tournament title in program history.

Akron won its second consecutive MAC Indoor Track and Field Championship and its fourth title in the last five years. Akron junior Shawn Barber won his second consecutive indoor National Championship in the pole vault and also set a new indoor NCAA Championship record. Barber was also named a finalist for the prestigious Sullivan Award. Akron's Clayton Murphy was named USTFCCA Great Lakes Region Track Athlete of the Year, while Zips Coach Dennis Mitchell was named Coach of the Year. Buffalo's Jonathan Jones was named Field Athlete of the Year, while 10 MAC students were named USTFCCA All-Americans, including six first team and four second team.

In men's outdoor track and field, Eastern Michigan won its 23rd Conference Championship in program history and a total of 62 male athletes from the MAC participated in the 2015 NCAA Men's Track & Field Preliminary Championships, while twenty male athletes advanced and qualified for the NCAA Track & Field Championships.

Buffalo senior Jonathan Jones won the gold in the shot put and became the first National Champion in Buffalo's Division I history with a 20.78-meter heave. Akron junior pole vaulter Shawn Barber won his first-ever NCAA Outdoor Championship as he surpassed 18-4.50 (5.50m) to win his school-record third overall NCAA Championship and in the process become a six-time All-American. The U.S. Track & Field and Cross Country Coaches Association (USTFCCA) named five MAC students as First-Team All-Americans – Shawn Barber, Akron (Pole Vault); Clayton Murphy, Akron (800 Meters); Jonathan Jones, Buffalo (Shot Put); Donald Scott, Eastern Michigan (Triple Jump); Matthias Tayala, Kent State (Hammer) and four students as Second-Team All-Americans – Miles Dunlap, Kent State (4x400 Relay); Andrew O'Leary, Kent State (4x400 Relay); Matthew Tobin, Kent State (4x400 Relay) and Danny Young, Kent State (4x400 Relay).

In baseball, Ohio won the MAC Tournament Championship for the first time since 1997. Ohio's Connor Sitz threw a no hitter to lead Ohio to a 6-0 win over Bowling Green in the MAC Baseball Tournament, while his no hitter was the first no hitter for the Ohio baseball program since 1996 and is the first no hitter against a Division I program in school history. His no hitter was also the first ever no hitter in MAC Baseball Tournament history. Ball State outfielder Alex Call, Eastern Michigan infielder John Rubino and Kent State pitcher Jared Skolnick earned Capital One Academic All-America Third Team honors. Ten MAC students were selected in the 2015 MLB Draft – including Akron pitcher J.T. Brubaker, selected by the Pittsburgh Pirates in the sixth round, and Bowling Green catcher Trey Keegan, selected by the Atlanta Braves also in the sixth round.

Women's athletics continued to shine for the MAC this past year. In women's basketball, Ohio won its third MAC Tournament Championship. Seven programs were invited to postseason tournaments (NCAA-Ohio; including a MAC record six to the WNIT-Akron, Ball State, Buffalo, Eastern Michigan, Toledo and Western Michigan). Central Michigan's Crystal Bradford became the highest ever drafted women's basketball player in MAC history as Bradford was selected seventh overall by the WNBA's Los Angeles Sparks.

In volleyball, Western Michigan won its fifth MAC Championship and first title since 2000, before falling to Wisconsin in the NCAA Tournament First Round. Eastern Michigan's Jill Briner and Miami's Meg Riley earned CoSIDA Capital One All-Americans. NIU's Mackenzie Roddy and Ohio's Abby Gil-land were named American Volleyball Coaches Association (AVCA) First Team Midwest Region, while Ball State's Hayley Benson and Ohio's Kelly Lamberti were named Honorable Mention.

In women's soccer, Buffalo won its first MAC Tournament Championship. Buffalo suffered a 4-1 loss to Penn State in the programs first ever appearance in the NCAA Tournament First Round. Eastern Michigan's Emily Dzik was named to the Capital One Academic All-America Second Team and CLASS First Team Senior All-American.

In women's cross country, Toledo captured its sixth MAC Championship in program history. Toledo received one of 13 at-large bids for the championships meet after placing third at the Great Lakes Regional.

In field hockey, Kent State won the MAC Championship. The Golden Flashes won the program's first NCAA Tournament game in program history as they defeated Delaware in the NCAA Tournament First Round, before losing to defending national champion, UConn.

Akron won its second consecutive MAC Swimming Championship. Miami's Pei Lin finished second in the three-meter dive and 10th in the one-meter dive at the NCAA Division I Swimming & Diving Championships.

In gymnastics, Kent State won its fifth consecutive MAC Tournament Championship. Central Michigan was selected to compete as a team at the NCAA Regionals. Six additional gymnasts from the MAC were also invited to the Regionals as Bowling Green's Alyssa Nocella finished sixth all-around.

In women's indoor track and field, Eastern Michigan won its fourth MAC Championship in program history. Six MAC student-athletes were named USTFCCA All-Americans, including four first team and two second team.

In women's outdoor track and field, Akron claimed the women's MAC Title. A total of 61 women athletes from the MAC participated in the 2015 NCAA Women's NCAA Track & Field Preliminary Championships, while fourteen women qualified for the NCAA Track & Field Championships.

The U.S. Track & Field and Cross Country Coaches Association (USTFCCA) named three MAC students as First-Team All-Americans – Alexis Cookes, Akron (Shot Put and Discus); Claudia Garcia Jou, Akron (High Jump); Brooke Pleger,

Bowling Green (Hammer) and nine MAC students as Second-Team All-Americans – Alexis Cookes, Akron (Hammer); Caroline Hasse, Akron (Pole Vault); Devene Brown, Central Michigan (Discus); Sarah Chauchard, Eastern Michigan (Heptathlon); Dace' Dreimane, Eastern Michigan (Triple Jump); Victoria Voronko, Eastern Michigan (Steeplechase); Jackie Leppelmeier, Kent State (Hammer); Danniell Thomas, Kent State (Shot Put) and Amelia Strickler, Miami (Shot Put).

In women's tennis, Miami won its third consecutive MAC Tournament Championship. In women's golf, Kent State won its 17th consecutive MAC Tournament Championship and finished ninth at the NCAA Regional.

In softball, Ball State won the MAC Tournament Championship. The Cardinals won their first NCAA Regional victory in program history with a 6-3 win over Notre Dame. Ball State's Loren Cihlar, Buffalo's Alexis Curtiss, Kent State's Emma Johnson and Northern Illinois' Emily Naegele were named to the Capital One Academic All-District First Team. Eleven MAC student-athletes were named to the 2015 National Fastpitch Coaches Association (NFCA) Division I All-Region Team.

From two-time Super Bowl quarterback winning Ben Roethlisberger (Miami University), NFL Defensive MVP James Harrison (Kent State University), NFL Pro Bowlers (OT Joe Staley, TE Antonio Gates, WR Antonio Brown), British Open winner Ben Curtis (Kent State University), World Series winning manager Bob Brenly (Ohio University) and Olympic bobsled team member Brock Kreitzburg (University of Toledo), the Mid-American Conference continues to excel in producing leaders in the world of athletics.

### HISTORY OF THE MAC

Based in Cleveland since July 1999 following a 15-year stay in Toledo, Ohio, the MAC has established historic measurements in both football and men's and women's basketball since moving to Northeast Ohio. The MAC was founded as a five-school league on February 24, 1946 in Columbus, Ohio with Ohio, Butler, Cincinnati, Wayne State and Western Reserve admitted as charter members. The Mid-American Conference membership consists of 12 universities across five states (Illinois, Indiana, Michigan, New York and Ohio).

In 1946 men's basketball was the first competitive sport in the MAC, which now sponsors a total 23 sports. Women's sports were brought into the conference's structure in 1980. For men, there are 11 championships sponsored in football, basketball, baseball, cross country, soccer, swimming and diving, indoor track and field, outdoor track and field, wrestling, golf and tennis. For women, 12 championships are sponsored in basketball, softball, volleyball, cross country, field hockey, golf, soccer, swimming and diving, gymnastics, indoor track and field, outdoor track and field and tennis.



# MAC COMPOSITE SCHEDULE

## Sep. 3 – Thursday

Oklahoma State at Central Michigan, 7:00 pm ET (ESPNU)  
Ohio at Idaho, 9:00 pm ET (ESPN3)  
Stony Brook at Toledo, 7:00 pm ET (ESPN3)  
Virginia Military Institute at Ball State, 7:00 pm ET (ESPN3)

## Sep. 4 – Friday

Kent State at Illinois, 9:00 pm ET (Big Ten Network)  
Michigan State at Western Michigan, 7:00 pm ET (ESPN3)

## Sep. 5 – Saturday

Akron at Oklahoma, 7:00 pm ET (Fox Sports Net)  
Albany at Buffalo, 3:30 pm ET (ESPN3)  
**Bowling Green at Tennessee, 4:00 pm ET (SEC Network)**  
Old Dominion at Eastern Michigan, 3:00 pm ET (ESPN3)  
Presbyterian at Miami, 3:30 pm ET (ESPN3)  
UNLV at NIU, 7:30 pm ET/6:30 pm CT (CBS Sports Network)

## Sep. 12 – Saturday

Ball State at Texas A&M, 7:00 pm ET (ESPNU)  
**Bowling Green at Maryland, Noon ET (Big Ten Network)**  
Buffalo at Penn State, Noon ET (ESPN2 or ESPNU)  
Delaware State at Kent State, 6:00 pm ET (ESPN3)  
Eastern Michigan at Wyoming  
Marshall at Ohio, 7:00 pm ET (ESPN3)  
Miami at Wisconsin, Noon ET (ESPN2 or ESPNU)  
Monmouth at Central Michigan, 3:00 pm ET (ESPN3)  
Murray State at NIU, 3:30 pm ET/2:30 pm CT (ESPN3)  
Pittsburgh at Akron, 6:00 pm ET (ESPN3)  
Toledo at Arkansas, 4:00 pm ET (SEC Network)  
UMass at Colorado, 2:00 pm ET (Pac-12 Networks)  
Western Michigan at Georgia Southern, 6:00 pm ET (ESPN3)

## Sep. 19 – Saturday

\*Ball State at Eastern Michigan, 3:00 pm ET (ESPN3)  
Buffalo at Florida Atlantic  
Central Michigan at Syracuse, 12:30 pm ET (ACC RSN)  
Cincinnati at Miami, 3:30 pm ET (ESPN3)  
Iowa State at Toledo, 8:00 pm ET (ESPN3)  
Kent State at Minnesota, Noon ET (Big Ten Network)  
**Memphis at Bowling Green, 3:00 pm ET (ESPN3)**  
Murray State at Western Michigan, 7:00 pm ET (ESPN3)  
NIU at Ohio State, 3:30 pm ET (ABC/ESPN2)  
Savannah State at Akron, Noon or 2:00 pm ET (ESPN3)  
Southeastern Louisiana at Ohio, 2:00 pm ET (ESPN3)  
Temple at UMass, 3:00 pm ET (ESPN3)

## Sep. 26 – Saturday

Akron at Louisiana-Lafayette  
Arkansas State at Toledo  
Army at Eastern Michigan  
Ball State at Northwestern, 8:00 pm ET (Big Ten Network)  
**Bowling Green at Purdue**  
Central Michigan at Michigan State  
Marshall at Kent State  
Miami at Western Kentucky, 3:30 pm ET (CBS Sports Network)  
Nevada at Buffalo  
NIU at Boston College  
Ohio at Minnesota  
UMass at Notre Dame  
Western Michigan at Ohio State Oct. 3 – Saturday  
\*Bowling Green at Buffalo, 3:30 pm ET  
Eastern Michigan at LSU  
Florida International at UMass  
\*Miami at Kent State, 3:30 pm ET  
\*NIU at Central Michigan, 3:00 pm ET/2:00 pm CT  
\*Ohio at Akron, 2:00 pm ET  
\*Toledo at Ball State, 3:00 pm ET

## Oct. 3 – Saturday

**\*Bowling Green at Buffalo, 3:30 pm ET**  
Eastern Michigan at LSU  
Florida International at UMass  
\*Miami at Kent State, 3:30 pm ET  
\*NIU at Central Michigan, 3:00 pm ET/2:00 pm CT  
\*Ohio at Akron, 2:00 pm ET  
\*Toledo at Ball State, 3:00 pm ET

## Oct. 10 – Saturday

\*Akron at Eastern Michigan, 3:00 pm ET  
\*Ball State at NIU  
\*Central Michigan at Western Michigan  
\*Kent State at Toledo, 3:00 pm ET  
\*Miami at Ohio, 2:00 pm ET  
**\*UMass at Bowling Green**

## Oct. 17 – Saturday

**\*Akron at Bowling Green, 3:00 pm ET**  
\*Buffalo at Central Michigan  
\*Eastern Michigan at Toledo  
Georgia State at Ball State  
\*Kent State at UMass, 3:30 pm ET  
\*NIU at Miami, 2:30 pm ET/1:30 pm CT  
\*Western Michigan at Ohio

## Oct. 24 – Saturday

**\*Bowling Green at Kent State**  
\*Central Michigan at Ball State  
\*Eastern Michigan at NIU, 3:30 pm ET/2:30 pm CT  
\*Miami at Western Michigan, 2:00 pm ET  
\*Ohio at Buffalo  
\*Toledo at UMass Oct. 29 – Thursday  
\*Buffalo at Miami, 7:30 pm ET (CBS Sports Network or ESPN3)  
\*Western Michigan at Eastern Michigan, 7:30 pm ET (CBS Sports Network or ESPN3)

## Oct. 31 – Saturday

\*Central Michigan at Akron  
\*UMass at Ball State

## Nov. 3 – Tuesday

\*NIU at Toledo, 8:00 pm ET/7:00 pm CT (ESPN2)

## Nov. 4 – Wednesday

**\*Ohio at Bowling Green, 8:00 pm ET (ESPN2)**

## Nov. 5 – Thursday

\*Ball State at Western Michigan, 7:30 pm ET (CBS Sports Network or ESPN3)  
\*Buffalo at Kent State, 7:30 pm ET (CBS Sports Network or ESPN3)

## Nov. 7 – Saturday

\*Akron at UMass  
\*Eastern Michigan at Miami

## Nov. 10 – Tuesday

\*Kent State at Ohio, 8:00 pm ET (ESPN2 or ESPNU)  
\*Toledo at Central Michigan, 8:00 pm ET (ESPN2 or ESPNU)

## Nov. 11 – Wednesday

**\*Bowling Green at Western Michigan, 8:00 pm ET (ESPN2 or ESPNU)**  
\*NIU at Buffalo, 8:00 pm ET/7:00 pm CT (ESPN2 or ESPNU)

## Nov. 14 – Saturday

\*Akron at Miami  
\*UMass at Eastern Michigan

## Nov. 17 – Tuesday

\*Ball State at Ohio, TBA (ESPN2 or ESPNU)  
**\*Toledo at Bowling Green, TBD (ESPN2 or ESPNU)**

## Nov. 18 – Wednesday

\*Central Michigan at Kent State, 8:00 pm ET (ESPN2 or ESPNU)  
\*Western Michigan at NIU, 8:00 pm ET/7:00 pm CT (ESPN2 or ESPNU)

## Nov. 21 – Saturday

\*Buffalo at Akron  
\*Miami at UMass

## Nov. 24 – Tuesday

**\*Bowling Green at Ball State, 7:30 pm ET (ESPNU or ESPN3)**  
\*Ohio at NIU, 7:30 pm ET/6:30 pm CT (ESPNU or ESPN3)

## Nov. 27 – Friday

\*Eastern Michigan at Central Michigan  
\*Kent State at Akron  
\*UMass at Buffalo  
\*Western Michigan at Toledo

## Dec. 4 – Friday

East Division Champion vs. West Division Champion  
Marathon MAC Championship Game, 8:00 pm ET (ESPN2)  
At Ford Field in Detroit, Mich.



# 2014 STATISTICS





## 2014 STATS • INDIVIDUAL

<b>Rushing</b>	<b>gp-gs</b>	<b>att</b>	<b>gain</b>	<b>loss</b>	<b>net</b>	<b>avg</b>	<b>td</b>	<b>lg avg/g</b>
GREENE, Travis	12-12	180	985	36	949	5.3	12	75 79.1
COPPET, Fred	13-1	141	785	21	764	5.4	6	69 58.8
GIVENS, Andre	13-1	101	495	16	479	4.7	8	60 36.8
KNAPKE, James	14-12	66	279	129	150	2.3	2	27 10.7
MOORE, Ronnie	14-9	21	145	16	129	6.1	2	31 9.2
POHLMAN, Chris	14-6	11	24	1	23	2.1	0	5 1.6
ENGLISH, B.	5-0	3	7	0	7	2.3	0	5 1.4
BURBRINK, Ryan	14-12	1	6	0	6	6.0	0	6 0.4
LEWIS, Roger	14-13	1	0	3	-3	-3.0	0	0 -0.2
JOHNSON, Matt	1-1	6	5	26	-21	-3.5	0	4 -21.0
CALLAWAY, Cody	6-0	12	8	34	-26	-2.2	0	4 -4.3
TEAM	10-0	13	0	35	-35	-2.7	0	0 -3.5
Total	14	556	2739	317	2422	4.4	30	75173.0
Opponents	14	568	3177	347	2830	5.0	37	91202.1

<b>Passing</b>	<b>gp-gs</b>	<b>effic</b>	<b>comp</b>	<b>att</b>	<b>in</b>	<b>pct</b>	<b>yds</b>	<b>td</b>	<b>lg avg/g</b>
KNAPKE, James	14-12	118.4	3280	483	12	58.0	3173	15	82226.6
JOHNSON, Matt	1-1	151.64	25	36	0	69.4	313	1	41313.0
CALLAWAY, Cody	6-0	100.58	12	26	1	46.2	153	1	32 25.5
BURBRINK, Ryan	14-12	0.00	0	1	0	0.0	0	0	0 0.0
MOORE, Ronnie	14-9	0.00	0	1	0	0.0	0	0	0 0.0
Total	14	119.34	317	547	13	58.0	3639	17	82259.9
Opponents	14	126.91	353	588	16	60.0	4080	25	80291.4

<b>Receiving</b>	<b>gp-gs</b>	<b>no.</b>	<b>yds</b>	<b>avg</b>	<b>td</b>	<b>lg avg/g</b>
LEWIS, Roger	14-13	73	1093	15.0	7	82 78.1
BURBRINK, Ryan	14-12	64	758	11.8	3	45 54.1
MOORE, Ronnie	14-9	56	690	12.3	5	42 49.3
DIETER, Gehrig	9-6	35	460	13.1	1	53 51.1
JACKSON, Heath	14-9	34	270	7.9	0	30 19.3
GREENE, Travis	12-12	27	175	6.5	1	27 14.6
COPPET, Fred	13-1	8	27	3.4	0	18 2.1
COBY, Herve	14-0	7	56	8.0	0	22 4.0
REDDING, Teo	7-0	5	59	11.8	0	43 8.4
GIVENS, Andre	13-1	3	9	3.0	0	7 0.7
KLINGERMAN, J.	3-0	2	21	10.5	0	11 7.0
POHLMAN, Chris	14-6	2	11	5.5	0	9 0.8
ROOP, Trevor	2-0	1	10	10.0	0	10 5.0
Total	14	317	3639	11.5	17	82259.9
Opponents	14	353	4080	11.6	25	80291.4

<b>Punt Returns</b>	<b>no.</b>	<b>yds</b>	<b>avg</b>	<b>td</b>	<b>lg</b>
BURBRINK, Ryan	13	127	9.8	1	75
REDDING, Teo	2	7	3.5	0	5
COBY, Herve	1	29	29.0	1	14
Total	16	163	10.2	2	75
Opponents	29	208	7.2	0	40

<b>Interceptions</b>	<b>no.</b>	<b>yds</b>	<b>avg</b>	<b>td</b>	<b>lg</b>
JOHNSON, Nick	5	63	12.6	0	41
STEPHENS, Clint	4	40	10.0	0	40
WARD, Ryland	3	32	10.7	0	19
MARTIN, Gabe	2	37	18.5	0	37
ADJEI-BARIMAH	1	0	0.0	0	0
ROYSTER, Taylor	1	0	0.0	0	0
Total	16	172	10.8	0	41
Opponents	13	132	10.2	0	43

<b>Kick Returns</b>	<b>no.</b>	<b>yds</b>	<b>avg</b>	<b>td</b>	<b>lg</b>
STEPHENS, Clint	21	505	24.0	1	96
MOORE, Ronnie	20	424	21.2	0	41
GIVENS, Andre	6	120	20.0	0	40
SMITH, Shannon	3	29	9.7	0	13
COBY, Herve	3	59	19.7	0	23
VALDEZ, Austin	2	36	18.0	0	30
ROLF, Clay	2	38	19.0	0	26
SUTTON, Brian	2	9	4.5	0	9
COPPET, Fred	1	20	20.0	0	20
BURBRINK, Ryan	1	21	21.0	0	21
ENGLISH, B.	1	27	27.0	0	27
Total	62	1288	20.8	1	96
Opponents	69	1500	21.7	0	77

<b>Fumble Returns</b>	<b>no.</b>	<b>yds</b>	<b>avg</b>	<b>td</b>	<b>lg</b>
WARD, Ryland	1	2	2.0	0	2
STEPHENS, Clint	1	16	16.0	0	16
SUTTON, Brian	1	2	2.0	0	2
ROYSTER, Taylor	0	0	0.0	1	0
Total	3	20	6.7	1	16
Opponents	1	10	10.0	0	10





## 2014 STATS • DEFENSE

#	Defensive Leaders	gp-gs	Tackles				Sacks no-yds	Pass defense			Fumbles		blkd	
			ua	a	tot	tfl/yds		int-yds	brup	qbh	rcv-yds	ff	kick	saf
11	MARTIN, Gabe	14-14	54	61	115	18.0-58	2.5-19	2-37	4	3	1-0	1	1	.
3	SUTTON, Brian	14-14	59	45	104	7.5-25	1.0-10	.	1	.	2-2	3	.	.
14	ADJEI-BARIMAH	14-14	56	26	82	4.0-20	1.5-15	1-0	11	1	.	2	.	.
15	WARD, Ryland	11-11	47	32	79	1.5-2	.	3-32	2	.	1-2	.	.	.
13	JOHNSON, Nick	14-5	53	19	72	.	.	5-63	8	.	.	.	.	.
35	SANFORD, James	14-9	38	33	71	4.0-29	2.5-21	.	4	1	1-0	2	.	.
63	SCHWIETERMAN	14-13	19	36	55	7.5-27	2.5-8	.	1	1	2-0	1	.	.
46	WALKER, Charlie	14-14	31	21	52	5.0-20	1.0-11	.	1	4	1-0	1	.	.
18	TURNER, Dernard	14-3	24	24	48	2.5-3	.	.	.	1	.	1	.	.
43	THOMAS, Bryan	14-13	23	25	48	15.0-56	8.0-35	.	3	5	.	5	.	.
30	SENN, Paul	10-5	23	22	45	4.5-13	1.0-7	.	3	1	1-0	1	.	.
33	ROYSTER, Taylor	14-13	15	26	41	5.5-13	1.0-5	1-0	2	1	4-0	.	1	.
7	LYNCH, D.J.	9-9	15	24	39	4.5-15	1.0-9	.	2	1	.	.	.	.
1H	HUNTER, Darrell	11-8	22	10	32	.	.	.	7	.	.	.	.	.
27	LOCKE, Nate	14-4	12	18	30	1.5-2	.	.	.	.	1-0	.	.	.
9	GOULDINE, I.	13-0	9	12	21	.	.	.	.	.	.	.	.	.
88	MONTGOMERY, K.	14-1	9	11	20	3.5-11	2.0-7	.	3	6	1-0	1	.	.
16	VALDEZ, Austin	13-1	9	11	20	1.0-1	.	.	.	.	.	.	.	.
21	WATSON, Will	12-0	14	5	19	1.0-3	.	.	1	.	.	.	.	.
99	BAIRD, Bryan	13-0	7	12	19	4.0-18	1.0-7	.	.	1	.	.	.	.
2S	STEPHENS, Clint	11-1	12	6	18	.	.	4-40	9	.	1-16	.	.	.
45	CROLEY, J.	12-1	3	13	16	1.5-4	1.0-3	.	.	2	.	.	.	.
93	SMITH, Shannon	12-0	3	9	12	3.0-6	1.0-4	.	.	.	1-0	.	.	.
50	LUNS福德, Izaah	13-0	6	6	12	2.0-4	.	.	1	1	.	.	.	.
61	BUSH, Terrance	6-0	3	8	11	1.0-7	1.0-7	.	.	.	.	.	.	.
5	MOORE, Ronnie	14-9	4	5	9	.	.	.	.	.	.	.	.	.
31	ROBINSON, Matt	11-0	5	3	8	.	.	.	1	.	.	.	.	.
34	OSBORNE, Victor	4-0	5	3	8	.	.	.	.	.	.	.	.	.
10	COBY, Herve	14-0	7	1	8	.	.	.	.	.	.	.	1	.
25	BALLEW, Nilijah	10-0	6	2	8	.	.	.	2	.	.	.	.	.
22	PHILLIPS, Monti	9-0	3	4	7	.	.	.	.	.	.	.	.	.
47	BANKS, Aaron	4-0	3	3	6	.	.	.	.	.	.	.	.	.
57	BARTMAN, Zac	11-0	2	4	6	.	.	.	.	.	.	.	.	.
1	LEWIS, Roger	14-13	3	1	4	.	.	.	.	.	.	.	.	.
51	BROWN, Malik	6-0	3	1	4	.	.	.	1	.	.	.	.	.
48	HOHENSTEIN, G.	12-0	2	1	3	.	.	.	.	.	.	.	.	.
28	COPPET, Fred	13-1	3	.	3	.	.	.	.	.	.	.	.	.
26	MACK, Alfonso	5-0	2	.	2	.	.	.	.	.	.	.	.	.
49	DAVIDSON, Joe	14-0	2	.	2	.	.	.	.	.	.	.	.	.
42	POHLMAN, Chris	14-6	2	.	2	.	.	.	.	.	.	.	.	.
38	HALE, Ben	10-0	1	1	2	.	.	.	.	.	.	.	.	.
40	CARTER, D.	5-0	1	.	1	.	.	.	.	.	.	.	.	.
84	KLINGERMAN, J.	3-0	1	.	1	.	.	.	.	.	.	.	.	.
19	REDDING, Teo	7-0	.	1	1	.	.	.	.	.	.	.	.	.
72	STEWART, Ben	14-14	1	.	1	.	.	.	.	.	.	.	.	.
71	MCAULIFFE, Tim	14-14	1	.	1	.	.	.	.	.	.	.	.	.
24	BEERY, Trevahn	2-0	.	1	1	.	.	.	.	.	.	.	.	.
92	COLVIN, Zach	1-1	.	.	.	.	.	.	.	1	.	.	.	.
Total		14	623	546	1169	98-337	28-168	16-172	67	30	17-20	18	3	.
Opponents		14	572	578	1150	85-284	28-171	13-132	56	27	10-10	14	4	.



## 2014 STATS • GAME-BY-GAME

Game	Score	First Downs	Rushing No.-Yds.-TD	Passing C-A-I-Yds-TD	Tot. Off Pl.-Yds.	Fum-Lost	Pen-Yards	Third Downs	Poss.-Time
BGSU	31	27	35-151-3	25-36-0-1-313	71-465	1-0	11-96	4-10	24:01
at Western Kentucky	59	40	40-139-2	46-56-0-6-659	97-702	3-0	7-66	14-18	35:59
at BGSU	48	26	37-260-4	25-34-1-1-266	71-526	3-1	7-87	7-13	20:53
VMI	7	24	35-91-1	30-55-1-0-321	90-418	2-2	4-35	6-20	39:07
at BGSU	45	39	40-176-2	46-73-1-3-395	113-571	1-1	4-42	7-18	31:20
Indiana	42	30	37-235-5	31-41-0-1-347	78-582	1-1	11-143	4-12	28:40
BGSU	17	11	29-93-2	15-33-1-0-178	62-271	1-1	7-36	2-15	23:24
at Wisconsin	68	29	60-644-8	9-18-1-1-112	78-756	4-2	5-55	3-7	36:36
BGSU	47	30	48-225-3	38-60-3-3-443	108-668	0-0	13-112	10-23	31:11
at UMass	42	29	31-49-1	36-61-1-5-589	92-638	4-3	4-30	6-17	28:49
at BGSU	36	26	37-187-3	20-39-1-1-321	76-508	2-2	11-82	6-14	21:52
Buffalo	35	23	47-234-4	16-24-1-1-134	71-368	0-0	6-70	5-13	38:08
BGSU	31	19	27-95-2	20-39-1-2-260	66-355	0-0	8-75	4-13	20:39
at Ohio	13	29	46-127-1	34-64-0-0-386	110-513	2-2	16-153	12-24	39:21
at BGSU	14	14	31-135-2	20-33-1-0-139	64-274	1-1	6-40	5-13	20:34
Western Michigan	26	20	50-195-1	15-24-0-2-166	74-361	2-0	5-49	9-18	39:26
BGSU	27	21	51-219-1	17-34-0-1-170	85-389	4-1	9-61	6-20	33:26
at Akron	10	26	27-94-1	31-63-3-0-304	90-398	3-2	7-55	4-18	26:34
at BGSU	30	27	60-207-2	22-36-1-1-315	96-527	2-1	10-71	12-22	34:14
Kent State	20	21	14-22-0	27-47-4-3-306	61-328	1-1	6-62	3-11	25:46
BGSU	20	17	38-104-1	12-37-0-1-167	75-271	0-0	9-61	6-18	25:39
at Toledo	27	19	53-325-4	9-20-2-0-63	73-388	1-1	8-59	6-14	34:21
at BGSU	24	18	39-314-2	18-27-0-0-140	66-454	1-0	6-36	7-15	23:13
Ball State	41	24	39-199-2	20-29-0-3-286	68-485	1-0	3-25	8-15	36:47
BGSU	17	13	35-124-1	13-25-3-1-163	60-287	1-1	2-5	4-13	22:01
vs. Northern Illinois	51	29	51-334-4	29-49-1-2-218	100-552	1-1	5-40	10-19	37:59
BGSU	33	24	49-131-2	26-41-0-2-369	90-500	2-1	8-79	7-21	34:25
vs. South Alabama	28	23	38-136-3	20-37-2-1-279	75-415	2-2	5-48	5-15	25:35

RUSHING	GREENE	COPPET	GIVENS	KNAPKE	MOORE
at WKU	18-91-1	6-65-1	5-17-1	-	-
VMI	18-129-2	9-73-1	6-41-0	2-18-1	-
INDIANA	24-123-1	8-16-1	-	8-37-0	-
at Wisconsin	8-13-0	5-35-1	5-67-1	5--27-0	-
at UMass	20-110-2	15-78-0	3-1-0	4-16-0	3-27-1
BUFFALO	14-74-1	11-61-1	-	10-56-1	-
at Ohio	10-50-1	9-12-0	5-28-1	1-10-0	-
WMU	14-46-0	9-26-0	3-3-2	3-41-0	1-13-0
at Akron	2-8-0	18-113-0	14-101-1	9-0-0	-
KENT STATE	-	8-34-0	38-157-2	6-1-0	1-10-0
at Toledo	-	-	19-55-0	2-0-0	12-64-1
BALL STATE	14-159-1	16-140-1	1-4-0	4-4-0	4-15-0
vs. NIU	18-105-1	11-41-0	-	4-20-0	-
vs. South Alabama	20-41-2	16-70-0	2-5-0	9-24-0	-

PASSING	KNAPKE	CALLAWAY	JOHNSON
at WKU	-	-	25-36-0-313-1
VMI	22-31-1-237-1	3-3-0-29-0	-
INDIANA	46-73-1-395-3	-	-
at Wisconsin	13-28-1-163-0	2-5-0-15-0	-
at UMass	38-59-3-443-3	-	-
Buffalo	20-39-1-321-1	-	-
at Ohio	20-39-1-260-2	-	-
WMU	20-33-1-139-0	-	-
at Akron	17-34-0-170-1	-	-
KENT STATE	22-36-1-315-1	-	-
at Toledo	7-24-0-71-0	5-13-0-96-1	-
BALL STATE	18-27-0-140-0	-	-
vs. Northern Illinois	12-21-2-151-1	1-4-1-12-0	-
vs. South Alabama	25-39-0-368-2	1-1-0-1-0	-

RECEIVING	LEWIS	BURBRINK	MOORE	DIETER	JACKSON	GREENE	REDDING	COBY
at WKU	8-77-0	1-18-0	2-64-1	7-78-0	5-58-0	2-18-0	-	-
VMI	6-140-1	1-9-0	3-11-0	2-4-0	6-59-0	2-8-0	-	2-12-0
INDIANA	16-149-1	6-80-1	6-72-1	3-7-0	8-48-0	3-17-0	-	2-8-0
at Wisconsin	5-68-0	3-51-0	1-15-0	-	3-30-0	1--1-0	0	1-5-0
at UMass	9-148-1	11-132-1	9-109-1	-	-	3-15-0	1-7-0	1-9-0
BUFFALO	1-13-0	4-38-0	9-178-1	-	1-5-0	4-44-0	1-43-0	-
at Ohio	6-100-0	5-77-1	4-30-0	-	2-14-0	3-39-1	-	-
WMU	2-11-0	5-42-0	2-12-0	-	3-13-0	5-32-0	2-7-0	1-22-0
at Akron	4-36-1	7-52-0	2-21-0	3-61-0	-	-	-	-
KENT STATE	3-116-1	8-111-0	2-3-0	6-78-0	1-5-0	-	-	-
at Toledo	2-16-0	1-30-0	3-46-1	5-68-0	-	-	-	-
BALL STATE	4-60-0	3-23-0	6-37-0	-	2-12-0	1-8-0	1-2-0	-
vs. NIU	3-22-0	5-56-0	2-31-0	2-56-1	-	1--2-0	-	-
vs. South Alabama	4-137-2	4-39-0	5-61-0	7-108-0	3-26-0	2--3-0	-	-





## 2014 STATS • SCORING/RED ZONE

### SCORING DRIVE ANALYSIS

	Negative	0-9	10-19	20-29	30-39	40-49	50-59	60-69	70-79	80-89	90-99
BGSU TD	0	0	2	1	5	3	5	4	15	13	1
BGSU FG	0	1	1	0	3	3	7	4	1	0	0
	Under 1:00	1:00-1:59	2:00-2:59	3:00-3:59	4:00-4:59	5:00-5:59	6:00-6:59	7:00-7:59	8:00-8:59	9:00-9:50	10:00+
BGSU total	12	25	18	7	3	3	0	0	0	0	0

### RED ZONE ANALYSIS

	BGSU				OPPONENT			
	Inside	Scores	TD/FG	Pct.	Inside	Scores	TD/FG	Pct.
at WKU	5	3	3/0	.600	7	7	6/1	1.000
VMI	4	3	3/0	.750	4	1	1/0	.250
INDIANA	5	5	3/2	1.000	3	2	2/0	.667
at Wisconsin	2	1	0/1	.500	5	5	4/1	1.000
at UMass	3	3	1/2	1.000	5	3	3/0	.600
BUFFALO	8	7	4/3	.875	7	5	5/0	.714
at Ohio	3	3	2/1	1.000	4	3	1/2	.750
WMU	3	2	2/0	.667	4	3	1/2	.750
at Akron	2	2	1/1	1.000	3	1	1/0	.333
KENT STATE	6	5	2/3	.833	3	2	2/0	.667
at Toledo	4	4	2/2	1.000	4	3	3/0	.750
BALL STATE	3	2	1/1	.667	5	5	3/2	1.000
vs. Northern Illinois	1	1	1/0	1.000	9	9	6/3	1.000
vs. South Alabama	4	3	2/1	.750	4	3	3/0	.750





# 2014 STATS • BY-QUARTER STATISTICS

## 3rd-Down Conversions

Date	Opponent	Score	Overall	1st Qtr	2nd Qtr	3rd Qtr	4th Qtr	Overtime
Aug 29, 201	at WKU	L 31-59	4-11 36.4	0-4 0.0	2-4 50.0	0-1 0.0	2-2 100.0	
Sep 06, 201	VMI	48-7	7-13 53.8	1-2 50.0	2-4 50.0	0-3 0.0	4-4 100.0	
Sep 13, 201	INDIANA	45-42	7-18 38.9	2-5 40.0	1-6 16.7	2-2 100.0	2-5 40.0	
Sep 20, 201	at Wisconsin	L 17-68	2-16 12.5	1-5 20.0	0-5 0.0	0-3 0.0	1-3 33.3	
Sep 27, 201	at Massachusetts	47-42	10-23 43.5	3-7 42.9	3-5 60.0	2-5 40.0	2-6 33.3	
Oct 04, 201	BUFFALO	36-35	6-14 42.9	1-1 100.0	2-5 40.0	1-4 25.0	2-4 50.0	
Oct 11, 201	at Ohio	31-13	4-13 30.8	1-3 33.3	0-3 0.0	2-4 50.0	1-3 33.3	
Oct 18, 201	WESTERN MICHIGAN	L 14-26	5-14 35.7	3-4 75.0	2-3 66.7	0-5 0.0	0-2 0.0	
11/04/2014	at Akron	27-10	6-20 30.0	2-6 33.3	0-5 0.0	3-6 50.0	1-3 33.3	
Nov 12, 201	KENT STATE	30-20	12-22 54.5	4-7 57.1	2-4 50.0	2-5 40.0	4-6 66.7	
11/19/14	at TOLEDO	L 20-27	6-18 33.3	2-4 50.0	0-3 0.0	2-6 33.3	2-5 40.0	
Nov 28, 201	BALL STATE	L 24-41	7-15 46.7	2-3 66.7	2-4 50.0	1-3 33.3	2-5 40.0	
Dec 05, 201	vs Northern Illinois	L 17-51	4-13 30.8	1-4 25.0	1-3 33.3	1-5 20.0	1-1 100.0	
Dec 20, 201	vs South Alabama	33-28	7-21 33.3	2-5 40.0	2-7 28.6	2-4 50.0	1-5 20.0	
	Bowling Green		87-23 37.7	25-60 41.7	19-61 31.1	18-56 32.1	25-54 46.3	0-0 0.0
	Opponents		95-22 43.0	20-56 35.7	31-62 50.0	17-52 32.7	27-51 52.9	0-0 0.0

## 4th-Down Conversions

Date	Opponent	Score	Overall	1st Qtr	2nd Qtr	3rd Qtr	4th Qtr	Overtime
Aug 29, 201	at WKU	L 31-59	0-1 0.0	0-1 0.0	0-0 0.0	0-0 0.0	0-0 0.0	
Sep 06, 201	VMI	48-7	0-0 0.0	0-0 0.0	0-0 0.0	0-0 0.0	0-0 0.0	
Sep 13, 201	INDIANA	45-42	2-4 50.0	0-1 0.0	1-1 100.0	0-0 0.0	1-2 50.0	
Sep 20, 201	at Wisconsin	L 17-68	0-0 0.0	0-0 0.0	0-0 0.0	0-0 0.0	0-0 0.0	
Sep 27, 201	at Massachusetts	47-42	1-3 33.3	1-1 100.0	0-1 0.0	0-1 0.0	0-0 0.0	
Oct 04, 201	BUFFALO	36-35	0-0 0.0	0-0 0.0	0-0 0.0	0-0 0.0	0-0 0.0	
Oct 11, 201	at Ohio	31-13	0-0 0.0	0-0 0.0	0-0 0.0	0-0 0.0	0-0 0.0	
Oct 18, 201	WESTERN MICHIGAN	L 14-26	1-2 50.0	0-0 0.0	0-0 0.0	1-2 50.0	0-0 0.0	
11/04/2014	at Akron	27-10	0-1 0.0	0-0 0.0	0-1 0.0	0-0 0.0	0-0 0.0	
Nov 12, 201	KENT STATE	30-20	0-0 0.0	0-0 0.0	0-0 0.0	0-0 0.0	0-0 0.0	
11/19/14	at TOLEDO	L 20-27	0-3 0.0	0-0 0.0	0-1 0.0	0-0 0.0	0-2 0.0	
Nov 28, 201	BALL STATE	L 24-41	1-4 25.0	0-1 0.0	0-0 0.0	0-0 0.0	1-3 33.3	
Dec 05, 201	vs Northern Illinois	L 17-51	0-3 0.0	0-1 0.0	0-0 0.0	0-1 0.0	0-1 0.0	
Dec 20, 201	vs South Alabama	33-28	2-2 100.0	1-1 100.0	1-1 100.0	0-0 0.0	0-0 0.0	
	Bowling Green		7-23 30.4	2-6 33.3	2-5 40.0	1-4 25.0	2-8 25.0	0-0 0.0
	Opponents		10-23 43.5	1-4 25.0	2-4 50.0	2-6 33.3	5-9 55.6	0-0 0.0

## Time of Possession

Date	Opponent	Score	Overall	1st Qtr	2nd Qtr	3rd Qtr	4th Qtr	Overtime
Aug 29, 201	at WKU	L 31-59	24:01	6:14	7:20	4:55	5:32	
Sep 06, 201	VMI	48-7	20:53	4:35	5:09	4:41	6:28	
Sep 13, 201	INDIANA	45-42	31:20	5:33	8:17	8:59	8:31	
Sep 20, 201	at Wisconsin	L 17-68	23:24	6:16	6:55	6:04	4:09	
Sep 27, 201	at Massachusetts	47-42	31:11	8:38	5:51	7:24	9:18	
Oct 04, 201	BUFFALO	36-35	21:52	3:17	6:03	6:43	5:49	
Oct 11, 201	at Ohio	31-13	20:39	4:31	4:05	4:21	7:42	
Oct 18, 201	WESTERN MICHIGAN	L 14-26	20:34	5:17	6:23	7:02	1:52	
11/04/2014	at Akron	27-10	33:26	7:47	8:40	8:09	8:50	
Nov 12, 201	KENT STATE	30-20	34:14	9:10	7:06	7:40	10:18	
11/19/14	at TOLEDO	L 20-27	25:39	4:01	6:53	8:15	6:30	
Nov 28, 201	BALL STATE	L 24-41	23:13	5:19	5:22	6:28	6:04	
Dec 05, 201	vs Northern Illinois	L 17-51	22:01	8:36	4:10	6:40	2:35	
Dec 20, 201	vs South Alabama	33-28	34:25	8:36	10:28	7:21	8:00	
	Bowling Green	Total	366:52	87:50	92:42	94:42	91:38	0:00
		Avg.	26:12	6:16	6:37	6:45	6:32	0:00
	Opponents	Total	473:08	122:10	117:18	115:18	118:22	0:00
		Avg.	33:47	8:43	8:22	8:14	8:27	0:00





# 2014 STATS • LONG PLAYS

## 20-YARD PLUS PLAYS

Yd	Type	Player(s)	Opponent
96*	KR	STEPHENS, Clint	Ball State
82*	Pass	LEWIS, Roger from KNAPKE, James	Kent State
75*	PR	BURBRINK, Ryan	VMI
75*	Rush	GREENE, Travis	Ball State
69	Rush	COPPET, Fred	Ball State
64	KR	STEPHENS, Clint	Northern Illinois
61	Pass	LEWIS, Roger from KNAPKE, James	Ohio
60*	Rush	GIVENS, Andre	Wisconsin
52*	Pass	LEWIS, Roger from KNAPKE, James	Massachusetts
51*	Pass	LEWIS, Roger from KNAPKE, James	VMI
46*	Rush	GIVENS, Andre	Akron
45	Pass	BURBRINK, Ryan from KNAPKE, James	Kent State
43	Pass	REDDING, Teo from KNAPKE, James	Buffalo
42	Pass	LEWIS, Roger from KNAPKE, James	Ball State
42*	Pass	DIETER, Gehrig from KNAPKE, James	Northern Illinois
41	Pass	LEWIS, Roger from KNAPKE, James	Massachusetts
41*	Pass	MOORE, Ronnie from JOHNSON, Matt	WKU
41	KR	MOORE, Ronnie	Indiana
41	INT	JOHNSON, Nick	TOLEDO
41	Pass	LEWIS, Roger from KNAPKE, James	VMI
40*	Pass	MOORE, Ronnie from KNAPKE, James	Indiana
40	Pass	MOORE, Ronnie from KNAPKE, James	Buffalo
40	INT	STEPHENS, Clint	TOLEDO
40	KR	GIVENS, Andre	Wisconsin
38	Rush	GREENE, Travis	Ball State
37	INT	MARTIN, Gabe	Buffalo
36	KR	STEPHENS, Clint	TOLEDO
36	Pass	LEWIS, Roger from KNAPKE, James	Wisconsin
36	KR	MOORE, Ronnie	Buffalo
36	Pass	MOORE, Ronnie from KNAPKE, James	Buffalo
35	Rush	COPPET, Fred	Buffalo
35*	Pass	BURBRINK, Ryan from KNAPKE, James	Massachusetts
35	Pass	BURBRINK, Ryan from KNAPKE, James	Massachusetts
35*	Rush	COPPET, Fred	Wisconsin
33	Pass	BURBRINK, Ryan from KNAPKE, James	Wisconsin
33	Rush	GREENE, Travis	VMI
33	Pass	LEWIS, Roger from KNAPKE, James	Kent State
33	Pass	DIETER, Gehrig from KNAPKE, James	Kent State
32	Pass	DIETER, Gehrig from CALLAWAY, Cody	TOLEDO
32	Rush	GIVENS, Andre	Kent State
31	Rush	COPPET, Fred	Massachusetts
31	KR	MOORE, Ronnie	Massachusetts
31	Rush	MOORE, Ronnie	TOLEDO
31*	Pass	BURBRINK, Ryan from KNAPKE, James	Indiana
30	Pass	BURBRINK, Ryan from CALLAWAY, Cody	TOLEDO
30	Pass	JACKSON, Heath from KNAPKE, James	VMI
30*	Rush	GREENE, Travis	Ohio
29	Rush	COPPET, Fred	Akron
29	Pass	BURBRINK, Ryan from KNAPKE, James	Ohio
29	KR	MOORE, Ronnie	WKU
28	PR	BURBRINK, Ryan	WKU
27	Pass	LEWIS, Roger from KNAPKE, James	Indiana
27	KR	ENGLISH, B.	Buffalo
27*	Pass	MOORE, Ronnie from KNAPKE, James	Massachusetts
27*	Pass	GREENE, Travis from KNAPKE, James	Ohio
27	Rush	GREENE, Travis	WKU
27	Rush	GREENE, Travis	Northern Illinois
27	KR	MOORE, Ronnie	Massachusetts
27	KR	STEPHENS, Clint	TOLEDO
27	Rush	KNAPKE, James	Buffalo
27	Pass	DIETER, Gehrig from KNAPKE, James	Kent State
26	Rush	GREENE, Travis	Massachusetts
26	KR	MOORE, Ronnie	Western Michigan
26	KR	STEPHENS, Clint	Akron
25*	Rush	GREENE, Travis	Massachusetts
24	KR	MOORE, Ronnie	WKU
24	Rush	COPPET, Fred	WKU
24	Rush	COPPET, Fred	WKU
23	Pass	MOORE, Ronnie from JOHNSON, Matt	WKU
23	Pass	MOORE, Ronnie from KNAPKE, James	Massachusetts
23	Pass	DIETER, Gehrig from KNAPKE, James	Akron
23	Pass	DIETER, Gehrig from KNAPKE, James	Akron
23	KR	COBY, Herve	Northern Illinois
23	Pass	MOORE, Ronnie from KNAPKE, James	Massachusetts
22	Pass	MOORE, Ronnie from KNAPKE, James	Buffalo
22*	Rush	MOORE, Ronnie	Massachusetts
22	INT	JOHNSON, Nick	Wisconsin
22	KR	GIVENS, Andre	Wisconsin
22	Pass	COBY, Herve from KNAPKE, James	Western Michigan
22	KR	STEPHENS, Clint	Northern Illinois
21	Pass	MOORE, Ronnie from KNAPKE, James	Northern Illinois
21	KR	MOORE, Ronnie	Massachusetts
21	KR	BURBRINK, Ryan	WKU
21*	Rush	GREENE, Travis	VMI
21	Pass	LEWIS, Roger from KNAPKE, James	Ohio
21	Rush	COPPET, Fred	VMI
21	KR	MOORE, Ronnie	Massachusetts
21	Rush	GREENE, Travis	Northern Illinois
21	KR	GIVENS, Andre	Wisconsin
21	Pass	MOORE, Ronnie from KNAPKE, James	Buffalo
20	Rush	COPPET, Fred	Ball State
20	KR	STEPHENS, Clint	Kent State
20	KR	COBY, Herve	Northern Illinois
20	KR	COPPET, Fred	WKU
20	Pass	GREENE, Travis from KNAPKE, James	Buffalo
20	Pass	MOORE, Ronnie from KNAPKE, James	Buffalo

## LONG PLAYS BY THE NUMBERS

Long Plays By Ya	No.	TD
100+	0	0
90-99	1	1
80-89	1	1
70-79	2	2
60-69	4	1
50-59	2	2
40-49	14	4
30-39	23	4
20-29	49	5

Long Plays By Ty	No.	TD
Rushing	25	8
Passing	41	10
Punt returns	2	1
Kick returns	24	1
Interceptions	4	0
Fumble returns	0	0
Other	0	0
TOTAL	96	20

## 20-YARD PLUS BY PLAYER

Player	No.	TD	R	P	KR	PR	IR	FR
MOORE, Ronnie	23	4	2	12	9	0	0	0
GREENE, Travis	12	5	10	2	0	0	0	0
LEWIS, Roger	11	3	0	11	0	0	0	0
BURBRINK, Ryan	10	3	0	7	1	2	0	0
COPPET, Fred	10	1	9	0	1	0	0	0
STEPHENS, Clint	8	1	0	0	7	0	1	0
GIVENS, Andre	6	2	3	0	3	0	0	0
DIETER, Gehrig	6	1	0	6	0	0	0	0
COBY, Herve	3	0	0	1	2	0	0	0
JOHNSON, Nick	2	0	0	0	0	0	2	0
ENGLISH, B.	1	0	0	0	1	0	0	0
KNAPKE, James	1	0	1	0	0	0	0	0
JACKSON, Heath	1	0	0	1	0	0	0	0
MARTIN, Gabe	1	0	0	0	0	0	1	0
REDDING, Teo	1	0	0	1	0	0	0	0
TOTAL	96	20	25	41	24	2	4	0

## LONGEST PLAYS OF THE YEAR

**Rushing**  
75 GREENE, Travis vs Ball State (11/28/2014)

**Rushing Touchdown**  
75 GREENE, Travis vs Ball State (11/28/2014)

**Passing**  
82 LEWIS, Roger from KNAPKE, James  
vs Kent State (11/12/2014)

**Passing Touchdown**  
82 LEWIS, Roger from KNAPKE, James  
vs Kent State (11/12/2014)

**Punt Return**  
75 BURBRINK, Ryan vs VMI (9/6/2014)

**Kick Return**  
96 STEPHENS, Clint vs Ball State (11/28/2014)

**Interception Return**  
41 JOHNSON, Nick vs TOLEDO (11/19/2014)

**Fumble Return**  
16 STEPHENS, Clint vs Massachusetts (9/27/2014)

**Punt**  
78 DAVIDSON, Joe vs Ball State (11/28/2014)

**Field Goal**  
52 TATE, Tyler vs WKU (8/29/2014)





# 2014 SEASON REVIEW

MONTGOMERY, ALABAMA  
DECEMBER 20, 2014





# 2014 REVIEW • GAME RECAPS

## Game 1 - WKU 59, BGSU 31

The Bowling Green State University football team lost its 2014 season opener at Houchens-Smith Stadium Friday night, Aug. 29, to Western Kentucky University by a score of 59-31. The Falcons -- who fell behind early, 21-0 -- fought to within 14 points on two separate occasions, but could never climb closer.

Western Kentucky scored eight touchdowns and outgained Bowling Green, 702-465. The Hilltoppers converted 40 first downs compared to the Falcons' 27.

Matt Johnson threw for 314 yards and one touchdown on 25-of-36 passing for BGSU. Gehrig Dieter and Roger Lewis made their debuts for the Orange and Brown and registered 78 yards apiece to pace the receiving core. Travis Greene rushed for 91 yards and a touchdown on 18 touches. Fred Coppet and Andre Givens also scored one touchdown each on the ground for the Falcons.

Safety Brian Sutton recorded a contest-high 18 tackles for the Orange and Brown, while Gabe Martin was second on the team with 12 total stops.

The Hilltoppers went on to score 14 of the game's final 21 points to secure the 59-31 victory.

	BGSU	WKU
Score	31	59
FIRST DOWNS	27	40
RUSHES-YARDS (NET)	35-151	41-133
PASSING YDS (NET)	314	569
Passes Att-Comp-Int	36-25-0	56-46-0
TOTAL OFFENSE PLAYS-YARDS	71-465	97-702
Fumble Returns-Yards	0-0	0-0
Punt Returns-Yards	1-28	1-9
Kickoff Returns-Yards	6-128	3-57
Interception Returns-Yards	0-0	0-0
Punts (Number-Avg)	4-43.0	2-53.0
Fumbles-Lost	1-0	3-0
Penalties-Yards	11-96	7-66
Possession Time	24:01	35:59
Third-Down Conversions	4 of 10	14 of 18
Fourth-Down Conversions	0 of 1	0 of 0
Red-Zone Scores-Chances	3-5	7-7

### Bowling Green

Rushing	No.	Gain	Loss	Net	TD	Lg	Avg
GREENE, Travis	18	94	3	91	1	27	5.1
COPPET, Fred	6	65	0	65	1	24	10.8
GIVENS, Andre	5	17	0	17	1	7	3.4
JOHNSON, Matt	6	5	27	-22	0	4	-3.7

Passing	C-A-I	Yds	TD	Long	Sack
JOHNSON, Matt	25-36-0	314	1	41	3

Receiving	No.	Yards	TD	Long
LEWIS, Roger	8	78	0	16
DIETER, Gehrig	7	78	0	16
JACKSON, Heath	5	58	0	19
MOORE, Ronnie	2	64	1	41

Punting	No.	Yds	Avg	Long	In20	TB
DAVIDSON, Joe	4	172	43.0	49	1	0

Punt Returns	No.	Yards	TD	Long
BURBRINK, Ryan	1	28	0	28

Kick Returns	No.	Yards	TD	Long
MOORE, Ronnie	4	87	0	29
COPPET, Fred	1	20	0	20

Tackles	UA-A	Total	Sacks	TFL
SUTTON, Brian	14-4	18	0.0	2.0
MARTIN, Gabe	11-1	12	0.0	1.0

### WKU

Rushing	No.	Gain	Loss	Net	TD	Lg	Avg
ALLEN, Leon	28	112	19	93	1	17	3.3
WALE, Anthony	8	28	1	27	1	8	3.4
TOWNER, Kyle	2	15	0	15	0	15	7.5
DOUGHTY, B.	3	3	5	-2	0	3	-0.7

Passing	C-A-I	Yds	TD	Long	Sack
DOUGHTY, B.	46-56-0	569	6	55	1

Receiving	No.	Yards	TD	Long
TAYLOR, Taywan	12	185	1	55
DANGERFIELD, J.	10	92	2	16
HENRY, Mitchell	6	77	0	31
ALLEN, Leon	6	53	0	24

Punting	No.	Yds	Avg	Long	In20	TB
OCCHIPINTI, J.	2	106	53.0	55	0	1

Punt Returns	No.	Yards	TD	Long
TOWNER, Kyle	1	9	0	9

Kick Returns	No.	Yards	TD	Long
TOWNER, Kyle	3	57	0	26

Tackles	UA-A	Total	Sacks	TFL
HOLT, Nick	6-3	9	0.0	0.5
THOMAS, Cam	6-0	6	0.0	0.0

Qtr	Time	Scoring Play	V-H
1st	10:12	WKU - ALLEN, Leon 2 yd run (SCHWETTMAN, G. kick), 10-83 3:20	0 - 7
	02:29	WKU - TAYLOR, Taywan 55 yd pass from DOUGHTY, B. (SCHWETTMAN, G. kick), 8-88 2:12	0 - 14
2nd	08:36	WKU - GRANT, Antwane 34 yd pass from DOUGHTY, B. (SCHWETTMAN, G. kick), 8-80 2:32	0 - 21
	06:54	BGSU - COPPET, Fred 1 yd run (TATE, Tyler kick), 7-70 1:42	7 - 21
	04:41	WKU - MCNEAL, Willie 9 yd pass from DOUGHTY, B. (SCHWETTMAN, G. kick), 6-75 2:13	7 - 28
	02:50	BGSU - TATE, Tyler 52 yd field goal, 6-38 1:51	10 - 28
	00:00	WKU - SCHWETTMAN, G. 29 yd field goal, 10-53 2:50	10 - 31
3rd	11:24	WKU - DANGERFIELD, J. 5 yd pass from DOUGHTY, B. (SCHWETTMAN, G. kick), 10-69 3:36	10 - 38
	08:54	BGSU - GIVENS, Andre 3 yd run (TATE, Tyler kick), 8-75 2:30	17 - 38
	07:16	BGSU - MOORE, Ronnie 41 yd pass from JOHNSON, Matt (TATE, Tyler kick), 2-51 0:39	24 - 38
	04:23	WKU - MCNEAL, Willie 20 yd pass from DOUGHTY, B. (SCHWETTMAN, G. kick), 8-77 2:53	24 - 45
	13:29	WKU - DANGERFIELD, J. 5 yd pass from DOUGHTY, B. (SCHWETTMAN, G. kick), 11-77 4:08	24 - 52
4th	10:52	BGSU - GREENE, Travis 8 yd run (TATE, Tyler kick), 9-69 2:37	31 - 52
	02:55	WKU - WALE, Anthony 1 yd run (SCHWETTMAN, G. kick), 15-75 7:57	31 - 59

## Game 2 - BGSU 48, VMI 7

The Bowling Green State University football team rang up 526 yards of total offense and two special teams touchdowns en route to a 48-7 win over VMI on Saturday afternoon (Sept. 6). The game was the 2014 home opener for the Falcons as well as the debut for starting quarterback James Knapke.

Knapke completed all three passes he threw for 50 yards, including a 41-yard dart to Lewis. Greene had three more big runs for 38 yards, and his 21-yard jaunt up the middle capped the six-play, 88-yard drive. His score pushed the Falcon lead to 28-0.

In those two drives alone, BGSU ran 14 plays that accumulated 174 yards and took only 3:26 to do it.

Knapke produced quality numbers in his first start, as he completed 22 of 31 passes for 237 yards, one touchdown and one interception. True freshman Cody Callaway saw his first career action in the fourth quarter, and he completed all three of his passes for 29 yards.

Lewis had a breakout game with six catches for 140 yards and a touchdown, while Jackson added six more catches for 59 yards.

	VMI	BGSU
Score	7	48
FIRST DOWNS	24	26
RUSHES-YARDS (NET)	35-97	37-260
PASSING YDS (NET)	321	266
Passes Att-Comp-Int	55-30-1	34-25-1
TOTAL OFFENSE PLAYS-YARDS	90-418	71-526
Fumble Returns-Yards	1-10	0-0
Punt Returns-Yards	2-1	5-106
Kickoff Returns-Yards	7-160	0-0
Interception Returns-Yards	1-10	1-19
Punts (Number-Avg)	9-31.7	5-38.2
Fumbles-Lost	2-2	3-1
Penalties-Yards	4-35	7-87
Possession Time	39:07	20:53
Third-Down Conversions	6 of 20	7 of 13
Fourth-Down Conversions	0 of 1	0 of 0
Red-Zone Scores-Chances	1-4	3-4

### VMI

Rushing	No.	Gain	Loss	Net	TD	Lg	Avg
Jabari Turner	13	46	3	43	0	9	3.3
Deon Watts	11	44	4	40	0	12	3.6
Derrick Ziglar	3	7	0	7	0	5	2.3
Al Cobb	3	11	4	7	0	7	2.3

Passing	C-A-I	Yds	TD	Long	Sack
Al Cobb	26-43-1	224	0	27	1
Hayden Alford	3-7-0	63	0	41	1

Receiving	No.	Yards	TD	Long
Aaron Sanders	7	76	0	34
Doug Burton	5	86	0	41
Dane Forlines	5	72	0	27
Deon Watts	5	29	0	22

Punting	No.	Yds	Avg	Long	In20	TB
Hayden Alford	8	285	35.6	45	1	0
TEAM	1	0	0.0	0	0	0

Punt Returns	No.	Yards	TD	Long
Dane Forlines	2	1	0	1

Kick Returns	No.	Yards	TD	Long
Greg Sanders	4	85	0	27
Taylor Stout	3	75	0	26

Tackles	UA-A	Total	Sacks	TFL
James Fruehan	8-2	10	0.0	0.5
Alex James	5-4	9	0.0	0.0
Alijah Robinson	3-3	6	0.0	0.0
Darnell Ashton	2-4	6	0.0	1.0

### Bowling Green

Rushing	No.	Gain	Loss	Net	TD	Lg	Avg
GREENE, Travis	18	132	3	129	2	33	7.2
COPPET, Fred	9	73	0	73	1	21	8.1
GIVENS, Andre	6	41	0	41	0	16	6.8
KNAPKE, James	2	18	0	18	1	17	9.0

Passing	C-A-I	Yds	TD	Long	Sack
KNAPKE, James	22-31-1	237	1	51	0
CALLAWAY, Cody	3-3-0	29	0	11	0

Receiving	No.	Yards	TD	Long
LEWIS, Roger	6	140	1	51
JACKSON, Heath	6	59	0	30
MOORE, Ronnie	3	11	0	6
COBY, Herve	2	12	0	8

Punting	No.	Yds	Avg	Long	In20	TB
DAVIDSON, Joe	5	191	38.2	44	2	0

Punt Returns	No.	Yards	TD	Long
BURBRINK, Ryan	4	77	1	75
COBY, Herve	1	29	1	14

Kick Returns	No.	Yards	TD	Long
COBY, Herve	1	29	1	14

Tackles	UA-A	Total	Sacks	TFL
SENN, Paul	8-5	13	0.0	2.5
HUNTER, Darrell	5-1	6	0.0	0.0
ADJEI-BARIMAH	4-2	6	0.0	0.0
SCHWIETTERMAN	2-4	6	1.0	1.0

Qtr	Time	Scoring Play	V-H
1st	10:22	BGSU - KNAPKE, James 1 yd run (TATE, Tyler kick), 8-71 2:09	0 - 7
	03:33	BGSU - BURBRINK, Ryan 75 yd punt return (TATE, Tyler kick)	0 - 14
2nd	14:16	BGSU - COPPET, Fred 15 yd run (TATE, Tyler kick), 8-86 1:50	0 - 21
	11:16	BGSU - GREENE, Travis 21 yd run (TATE, Tyler kick), 6-88 1:21	0 - 28
	08:29	VMI - Hayden Alford 1 yd run (D. Christopher kick), 6-69 2:40	7 - 28
	02:46	BGSU - GREENE, Travis 7 yd run (TATE, Tyler kick failed), 3-49 0:40	7 - 34
3rd	10:47	BGSU - COBY, Herve 14 yd blocked punt return (TATE, Tyler kick)	7 - 41
4th	08:45	BGSU - LEWIS, Roger 51 yd pass from KNAPKE, James (TATE, Tyler kick), 10-86 3:29	7 - 48







# 2014 REVIEW • GAME RECAPS

## Game 5 - BGSU 47, UMass 42

The Bowling Green State University football team racked up 668 total yards of offense over 108 plays en route to a 47-42 victory over University of Massachusetts at McGuirk Alumni Stadium in both squads' Mid-American Conference opener. The game was played in front of a sold-out crowd of 17,000 fans.

James Knapke completed 38-of-59 passes for 443 yards and three touchdowns with three interceptions for BGSU. On his way to a career-high 443 yards, Knapke had three receivers that went over 100 yards receiving, as Roger Lewis caught nine passes for a team-high 148 yards and one touchdown, Ryan Burbrink hauled in 11 receptions for 132 and one touchdown, and Ronnie Moore caught nine passes for 109 yards. Moore had one rushing and receiving touchdown for the Orange and Brown.

While the 668 yards of total offense for BGSU is the most that UMass has ever allowed, five of the Falcons' six touchdown drives took less than two minutes off the clock.

Bowling Green's defense forced a season-high four turnovers. Three Falcons – linebacker Gabe Martin, defensive back Darnard Turner and Sanford – all had a team-high nine tackles. Along with the forced fumble, Sanford also recovered a fumble and registered two sacks.

	BGSU	UMASS
Score	47	42
<b>FIRST DOWNS</b>	30	29
<b>RUSHES-YARDS (NET)</b>	48-225	31-49
<b>PASSING YDS (NET)</b>	443	589
Passes Att-Comp-Int	60-38-3	61-36-1
<b>TOTAL OFFENSE PLAYS-YARDS</b>	108-668	92-638
Fumble Returns-Yards	1-16	0-0
Punt Returns-Yards	2-4	1-0
Kickoff Returns-Yards	7-130	7-137
Interception Returns-Yards	1-0	3-54
Punts (Number-Avg)	6-39.7	6-32.3
Fumbles-Lost	0-0	4-3
Penalties-Yards	13-112	4-30
Possession Time	31:11	28:49
Third-Down Conversions	10 of 23	6 of 17
Fourth-Down Conversions	1 of 3	1 of 3
Red-Zone Scores-Chances	3-3	3-5

### Bowling Green

Rushing	No.	Gain	Loss	Net	TD	Lg	Avg
GREENE, Travis	20	116	6	110	2	26	5.5
COPPET, Fred	15	82	4	78	0	31	5.2
MOORE, Ronnie	3	29	2	27	1	22	9.0
KNAPKE, James	4	17	1	16	0	9	4.0

Passing	C-A-I	Yds	TD	Long	Sack
KNAPKE, James	38-59-3	443	3	52	0
BURBRINK, Ryan	0-1-0	0	0	0	0

Receiving	No.	Yards	TD	Long
BURBRINK, Ryan	11	132	1	35
LEWIS, Roger	9	148	1	52
MOORE, Ronnie	9	109	1	27
COPPET, Fred	4	23	0	18

Punting	No.	Yds	Avg	Long	In20	TB
DAVIDSON, Joe	6	238	39.7	48	3	0

Punt Returns	No.	Yards	TD	Long
BURBRINK, Ryan	2	4	0	7

Kick Returns	No.	Yards	TD	Long
MOORE, Ronnie	5	117	0	31
GIVENS, Andre	1	13	0	13

Tackles	UA-A	Total	Sacks	TFL
SANFORD, James	5-4	9	2.0	2.0
TURNER, Darnard	2-7	9	0.0	2.0

### Massachusetts

Rushing	No.	Gain	Loss	Net	TD	Lg	Avg
Abrokwah, S.	14	50	13	37	1	17	2.6
Blyden, J.T.	7	27	4	23	0	18	3.3
Long, E.	1	8	0	8	0	8	8.0
Frohnapef, B.	9	20	39	-19	0	11	-2.1

Passing	C-A-I	Yds	TD	Long	Sack
Frohnapef, B.	36-61-1	589	5	80	5

Receiving	No.	Yards	TD	Long
Sharpe, T.	13	179	2	39
Siffrin, J.	8	135	0	37
Michel, M.	4	13	0	10
Kenney, A.	2	83	1	80

Punting	No.	Yds	Avg	Long	In20	TB
McDonald, B.	6	194	32.3	45	1	0

Punt Returns	No.	Yards	TD	Long
Kenney, A.	1	0	0	0

Kick Returns	No.	Yards	TD	Long
Bailey-Smith, K.	3	54	0	23
Kenney, A.	2	41	0	23

Tackles	UA-A	Total	Sacks	TFL
Andre, S.	5-14	19	0.0	1.0
Santos-Knox, J.	6-9	15	0.0	1.0

Qtr	Time	Scoring Play	V-H
1st	10:50	UMASS - Williams, J. 60 yd pass from Frohnapef, B. (Lucas, B. kick), 1-60 0:09	0 - 7
	04:02	BGSU - TATE, Tyler 21 yd field goal, 12-65 3:39	3 - 7
	02:57	BGSU - MOORE, Ronnie 27 yd pass from KNAPKE, James (TATE, Tyler kick), 3-33 0:37	10 - 7
2nd	14:50	BGSU - TATE, Tyler 33 yd field goal, 8-53 1:47	13 - 7
	11:55	UMASS - Mills, R. 32 yd pass from Frohnapef, B. (Lucas, B. kick), 8-80 2:55	13 - 14
	09:47	BGSU - GREENE, Travis 4 yd run (TATE, Tyler kick), 10-87 2:08	20 - 14
	06:48	UMASS - Abrokwah, S. 1 yd run (Lucas, B. kick), 7-76 2:59	20 - 21
	05:00	BGSU - BURBRINK, Ryan 35 yd pass from KNAPKE, James (TATE, Tyler kick blockd), 8-73 1:48	26 - 21
3rd	08:50	BGSU - LEWIS, Roger 52 yd pass from KNAPKE, James (TATE, Tyler kick), 7-96 1:20	33 - 21
	08:34	UMASS - Kenney, A. 80 yd pass from Frohnapef, B. (Lucas, B. kick), 1-80 0:16	33 - 28
	07:25	UMASS - Sharpe, T. 18 yd pass from Frohnapef, B. (Lucas, B. kick), 3-30 0:41	33 - 35
4th	12:55	BGSU - GREENE, Travis 25 yd run (TATE, Tyler kick), 6-45 1:56	40 - 35
	09:38	BGSU - MOORE, Ronnie 22 yd run (TATE, Tyler kick), 6-54 1:57	47 - 35
	03:22	UMASS - Sharpe, T. 5 yd pass from Frohnapef, B. (Lucas, B. kick), 7-68 1:20	47 - 42

## Game 6 - BGSU 36, Buffalo 35

The Bowling Green State University football team overcame four separate deficits to secure a thrilling 36-35 victory over the Buffalo Bulls on Saturday afternoon (Oct. 4th) at Doyt Perry Stadium in Bowling Green, Ohio. The Falcons scored the game-winning points with 2:19 left to remain unbeaten in Mid-American Conference games.

The Falcons put together 508 yards of offense and ran 76 plays. The team gathered 321 through the air (8.2 per play) and 187 on the ground (5.1 per play). They also converted six of 14 attempts on third down and seven of eight red zone chances.

The BGSU defense held Buffalo to 71 plays and 368 yards. The total defense was a season-best for the Falcons. The Bulls passed for only 134 yards. Buffalo was just 5-for-13 on third downs and only 5-for-7 in the red zone.

Knapke finished the day by going 20-for-39 with 321 yards, one touchdown and one interception. He also had 10 carries for 56 yards and another score.

	UB	BGSU
Score	35	36
<b>FIRST DOWNS</b>	23	26
<b>RUSHES-YARDS (NET)</b>	47-234	37-187
<b>PASSING YDS (NET)</b>	134	321
Passes Att-Comp-Int	24-16-1	39-20-1
<b>TOTAL OFFENSE PLAYS-YARDS</b>	71-368	76-508
Fumble Returns-Yards	0-0	0-0
Punt Returns-Yards	0-0	0-0
Kickoff Returns-Yards	7-125	4-86
Interception Returns-Yards	1-0	1-37
Punts (Number-Avg)	5-36.0	2-32.5
Fumbles-Lost	0-0	2-2
Penalties-Yards	6-70	11-82
Possession Time	38:08	21:52
Third-Down Conversions	5 of 13	6 of 14
Fourth-Down Conversions	1 of 2	0 of 0
Red-Zone Scores-Chances	5-7	7-8

### Buffalo

Rushing	No.	Gain	Loss	Net	TD	Lg	Avg
TAYLOR, Anthon	36	225	6	219	3	26	6.1
CAMPBELL, Devin	6	17	7	10	0	8	1.7
LICATA, Joe	3	4	0	4	1	3	1.3
MARTINEZ, Jacob	1	3	0	3	0	3	3.0

Passing	C-A-I	Yds	TD	Long	Sack
LICATA, Joe	16-24-1	134	1	25	1

Receiving	No.	Yards	TD	Long
WILLOUGHBY, Ron	4	34	1	16
McGILL, Marcus	3	41	0	21
HUGHES, Devon	3	13	0	12
CAMPBELL, Devin	3	4	0	6

Punting	No.	Yds	Avg	Long	In20	TB
GRASSMAN, Tyler	5	180	36.0	44	1	0

Punt Returns	No.	Yards	TD	Long
CAMPBELL, Devin	4	98	0	42
McGILL, Marcus	1	6	0	6

Kick Returns	No.	Yards	TD	Long
CAMPBELL, Devin	4	98	0	42
McGILL, Marcus	1	6	0	6

Tackles	UA-A	Total	Sacks	TFL
SKINNER, Lee	3-8	11	0.0	0.0
REDDEN, Adam	6-2	8	1.0	2.5

### Bowling Green

Rushing	No.	Gain	Loss	Net	TD	Lg	Avg
GREENE, Travis	14	78	4	74	1	16	5.3
COPPET, Fred	11	65	4	61	1	35	5.5
KNAPKE, James	10	67	11	56	1	27	5.6
TEAM	2	0	4	-4	0	0	-2.0

Passing	C-A-I	Yds	TD	Long	Sack
KNAPKE, James	20-39-1	321	1	43	2

Receiving	No.	Yards	TD	Long
MOORE, Ronnie	9	178	1	40
GREENE, Travis	4	44	0	20
BURBRINK, Ryan	4	38	0	12
REDDING, Teo	1	43	0	43

Punting	No.	Yds	Avg	Long	In20	TB
DAVIDSON, Joe	2	65	32.5	37	1	0

Punt Returns	No.	Yards	TD	Long
MOORE, Ronnie	2	54	0	36
SMITH, Shannon	1	5	0	5

Kick Returns	No.	Yards	TD	Long
MOORE, Ronnie	2	54	0	36
SMITH, Shannon	1	5	0	5

Tackles	UA-A	Total	Sacks	TFL
MARTIN, Gabe	3-7	10	0.0	1.5
SCHWINTERMAN	6-3	9	0.0	0.5

Qtr	Time	Scoring Play	V-H
1st	05:36	UB - LICATA, Joe 1 yd run (CLARKE, Patrick kick), 15-75 9:24	7 - 0
	02:43	BGSU - GREENE, Travis 4 yd run (TATE, Tyler kick), 11-75 2:52	7 - 7
	13:56	BGSU - TATE, Tyler 32 yd field goal, 5-40 1:28	7 - 10
2nd	11:29	UB - WILLOUGHBY, Ron 16 yd pass from LICATA, Joe (CLARKE, Patrick kick), 5-70 2:24	14 - 10
	08:52	BGSU - KNAPKE, James 1 yd run (TATE, Tyler kick), 10-65 2:37	14 - 17
	06:50	UB - TAYLOR, Anthon 8 yd run (CLARKE, Patrick kick), 4-57 2:04	21 - 17
	02:02	UB - TAYLOR, Anthon 1 yd run (CLARKE, Patrick kick), 6-39 3:43	28 - 17
	00:19	BGSU - TATE, Tyler 35 yd field goal, 7-47 1:35	28 - 20
3rd	13:24	BGSU - MOORE, Ronnie 9 yd pass from KNAPKE, James (TATE, Tyler kick), 4-57 1:29	28 - 27
	08:07	BGSU - TATE, Tyler 31 yd field goal, 10-65 2:57	28 - 30
4th	08:38	UB - TAYLOR, Anthon 12 yd run (CLARKE, Patrick kick), 9-69 3:58	35 - 30
	02:19	BGSU - COPPET, Fred 4 yd run (KNAPKE, James pass failed), 4-80 0:45	35 - 36



# 2014 REVIEW • GAME RECAPS

## Game 7 - BGSU 31, Ohio 13

The Bowling Green State University football team raced out to an early two-touchdown lead just 2:42 into the game before defeating Ohio University, 31-13, at Peden Stadium on Saturday (Oct. 11) afternoon.

Redshirt-sophomore quarterback James Knapke completed 20-of-39 passes for 260 yards and two touchdowns. Redshirt-junior Travis Greene led all Falcon running backs with 50 yards on 10 rushes, and scored both a rushing and a receiving touchdown in the game. Fellow running back Andre Givens also rushed for a score on five carries. The receiving core was led by freshman Roger Lewis who caught six passes for a game-high 100 yards, while redshirt-junior Ryan Burbrink contributed nicely with 77 yards and one touchdown over five receptions.

Four members of the Bowling Green defense – linebackers Gabe Martin and James Sanford, and defensive backs Nick Johnson and Brian Sutton – led BGSU with 11 tackles each. Defensive back Jude Adjei-Barimah, linebacker Paul Senn, defensive lineman Shannon Smith and defensive end Bryan Thomas all registered one sack apiece, while the tandem of Sanford and Martin combined for a key sack on a fourth-down play to give the ball back to the BGSU offense at midfield in the third quarter.

#FalconFast was on full display yet again, as all four of the Falcons' touchdown drives took under two minutes.

BGSU											OHIO										
Score											31										
FIRST DOWNS											19										
RUSHES-YARDS (NET)											27-95										
PASSING YDS (NET)											260										
Passes Att-Comp-Int											39-20-1										
TOTAL OFFENSE PLAYS-YARDS											66-355										
Fumble Returns-Yards											0-0										
Punt Returns-Yards											0-0										
Kickoff Returns-Yards											1-13										
Interception Returns-Yards											0-0										
Punts (Number-Avg)											8-47.8										
Fumbles-Lost											0-0										
Penalties-Yards											8-75										
Possession Time											20:39										
Third-Down Conversions											4 of 13										
Fourth-Down Conversions											0 of 0										
Red-Zone Scores-Chances											3-3										

Bowling Green											Ohio										
Rushing											Rushing										
No. Gain Loss Net TD Lg Avg											No. Gain Loss Net TD Lg Avg										
GREENE, Travis											16										
GIVENS, Andre											16										
COPPET, Fred											3										
KNAPKE, James											6										
Passing											Passing										
C-A-I Yds TD Long Sack											C-A-I Yds TD Long Sack										
KNAPKE, James											27-56-0										
Receiving											Receiving										
No. Yards TD Long											No. Yards TD Long										
LEWIS, Roger											9										
BURBRINK, Ryan											6										
MOORE, Ronnie											5										
GREENE, Travis											4										
Punting											Punting										
No. Yds Avg Long In20 TB											No. Yds Avg Long In20 TB										
DAVIDSON, Joe											4										
Punt Returns											Punt Returns										
No. Yards TD Long											No. Yards TD Long										
SMITH, Shannon											3										
Kick Returns											Kick Returns										
No. Yards TD Long											No. Yards TD Long										
JOHNSON, Nick											4										
SUTTON, Brian											1										
MARTIN, Gabe											1										
SANFORD, James											1										
Tackles											Tackles										
UA-A Total Sacks TFL											UA-A Total Sacks TFL										
JOHNSON, Nick											6-4										
SUTTON, Brian											5-1										
MARTIN, Gabe											2-4										
SANFORD, James											4-0										
Qtr Time Scoring Play											Qtr Time Scoring Play										
1st 13:37 BGSU - GREENE, Travis 27 yd pass from KNAPKE, James (TATE, Tyler kick), 6-75 1:23											1st 11:11 BGSU - GIVENS, Andre 2 yd run (TATE, Tyler kick), 13-75 3:49										
12:18 BGSU - GIVENS, Andre 2 yd run (TATE, Tyler kick), 5-37 1:05											03:36 WMU - HALDEMAN, A 25 yd field goal, 14-60 7:28										
07:14 OHIO - YAZDANI, Josiah 37 yd field goal, 16-79 6:15											03:36 WMU - HALDEMAN, A 25 yd field goal, 14-60 7:28										
2nd 14:54 BGSU - BURBRINK, Ryan 8 yd pass from KNAPKE, James (TATE, Tyler kick), 3-79 0:33											03:36 WMU - HALDEMAN, A 25 yd field goal, 14-60 7:28										
08:09 BGSU - GREENE, Travis 30 yd run (TATE, Tyler kick), 8-58 1:53											03:36 WMU - HALDEMAN, A 25 yd field goal, 14-60 7:28										
3rd 05:30 OHIO - YAZDANI, Josiah 2 yd run (YAZDANI, Josiah kick), 15-77 5:00											03:36 WMU - HALDEMAN, A 25 yd field goal, 14-60 7:28										
09:26 BGSU - TATE, Tyler 25 yd field goal, 15-77 5:00											03:36 WMU - HALDEMAN, A 25 yd field goal, 14-60 7:28										
03:40 BGSU - TATE, Tyler 25 yd field goal, 15-77 5:00											03:36 WMU - HALDEMAN, A 25 yd field goal, 14-60 7:28										





## 2014 REVIEW • GAME RECAPS

### Game 9 - BGSU 27, Akron 10

The Bowling Green State University football team defeated the University of Akron, 27-10, at InfoCision Stadium Tuesday (Nov. 4) night in a crucial Mid-American Conference East matchup. Stiff winds and constant rain affected both teams, making offensive drives difficult to sustain.

The victory pushes Bowling Green to 6-3 (4-1 MAC) and makes the Falcons bowl eligible. One more win will send BGSU to the MAC Championship Game in Detroit on Dec. 5.

"I'm really proud of the young men to be able to play a game like they played in conditions like these," head coach Dino Babers said. "To be able to go old school, three yards and a cloud of dust, and do things the old-fashioned way -- it was really fun to watch."

As a whole, the Bowling Green defense forced a season-high five turnovers – four of which were caused in the second half.

The loss drops Akron to 4-5 (2-3 MAC). The Falcons now sit two games ahead in the loss column to the next closest team in the East division.

BGSU outgained Akron on the ground, 219-94, and posted 389 yards of total offense. Bowling Green gained 21 first downs and held Akron to just four successful third-down conversions across 18 attempts.

	BGSU	AKRON
Score	27	10
<b>FIRST DOWNS</b>	21	26
<b>RUSHES-YARDS (NET)</b>	51-219	27-94
<b>PASSING YDS (NET)</b>	170	304
Passes Att-Comp-Int	34-17-0	63-31-3
<b>TOTAL OFFENSE PLAYS-YARDS</b>	85-389	90-398
Fumble Returns-Yards	0-0	0-0
Punt Returns-Yards	1-0	3-9
Kickoff Returns-Yards	2-43	3-82
Interception Returns-Yards	3-0	0-0
Punts (Number-Avg)	10-37.7	7-38.4
Fumbles-Lost	4-1	3-2
Penalties-Yards	9-61	7-55
Possession Time	33:26	26:34
Third-Down Conversions	6 of 20	4 of 18
Fourth-Down Conversions	0 of 1	2 of 3
Red-Zone Scores-Chances	2-2	1-3

#### Bowling Green

Rushing	No.	Gain	Loss	Net	TD	Lg	Avg
COPPET, Fred	18	113	0	113	0	29	6.3
GIVENS, Andre	14	102	1	101	1	46	7.2
POHLMAN, Chris	6	15	1	14	0	5	2.3
GREENE, Travis	2	8	0	8	0	7	4.0

#### Passing

C-A-I	Yds	TD	Long	Sack
KNAPKE, James	17-34-0	170	1	23

#### Receiving

BURBRINK, Ryan	7	52	0	16
LEWIS, Roger	4	36	1	11
DIETER, Gehrig	3	61	0	23
MOORE, Ronnie	2	21	0	12

#### Punting

No.	Yds	Avg	Long	In20	TB
DAVIDSON, Joe	10	37.7	37.7	57	2

#### Punt Returns

BURBRINK, Ryan	1	0	0	0
----------------	---	---	---	---

#### Kick Returns

GIVENS, Andre	2	43	0	26
---------------	---	----	---	----

#### Tackles

ADJEI-BARIMAH	7-3	10	0.0	0.0
WARD, Ryland	6-4	10	0.0	0.0
JOHNSON, Nick	6-3	9	0.0	0.0
SANFORD, James	4-4	8	0.0	0.0

#### Akron

Rushing	No.	Gain	Loss	Net	TD	Lg	Avg
CHISHOLM, Jawon	10	66	1	65	1	17	6.5
HUNOLEY, Connor	12	51	3	48	0	16	4.0
GRICE, Cody	1	0	0	0	0	0	0.0
TEAM	1	0	9	-9	0	0	-9.0

#### Passing

C-A-I	Yds	TD	Long	Sack
POHL, Kyle	31-62-3	304	0	34
TEAM	0-1-0	0	0	0

#### Receiving

SMITH, L.T.	9	80	0	16
PRATT, Andrew	6	85	0	34
WILLIAMS, Tyler	4	46	0	20
D'ORAZIO, Zach	4	31	0	11

#### Punting

No.	Yds	Avg	Long	In20	TB
PAUL, Zach	7	26.9	38.4	47	3

#### Punt Returns

DAVIS, Imani	3	9	0	8
--------------	---	---	---	---

#### Kick Returns

SMITH, L.T.	2	51	0	26
PHILLIPS, Drew	1	31	0	31

#### Tackles

BROWN, Jatavis	9-7	16	0.0	0.5
MARCH, Justin	3-6	9	0.0	0.5
PITTMAN, Se'Von	3-4	7	0.0	0.5
GIVENS, Kris	3-3	6	0.0	0.0

### Game 10 - BGSU 30, Kent State 20

The Bowling Green State University football team is headed back to Detroit to seek a second consecutive Mid-American Conference Championship! The Falcons earned a berth in the 2014 MAC Championship Game by clinching the MAC Eastern Division regular season crown with a 30-20 victory over the Kent State Golden Flashes on Wednesday night (Nov. 12) at Doyt Perry Stadium in Bowling Green, Ohio.

BGSU's offense ran 96 plays and possessed the ball for 34:14. They accumulated 527 total yards, including 315 through the air and 212 on the ground. They converted 12 of 22 attempts on third down. On defense, the Falcons allowed only 61 plays for 328 yards, including a paltry 22 rushing yards. KSU was just 3-for-11 on third down, and BGSU forced five turnovers.

Knapke was 22-of-37 for 315 yards, one touchdown and one interception. Givens carried the ball 38 times for 157 yards, both of which are career-highs. He also scored two touchdowns. Burbrink caught eight passes for 111 yards, while Lewis led the team with 116 receiving yards and a touchdown on just three receptions. Gehrig Dieter added six catches for 78 yards.

Bowling Green is now 7-3 overall and 5-1 in MAC play. The newly-crowned Eastern Division Champions will continue their season next Wednesday night (Nov. 19) at Toledo, then will conclude the regular season on Friday, Nov. 28 at home against Ball State.

	KENT	BGSU
Score	20	30
<b>FIRST DOWNS</b>	21	27
<b>RUSHES-YARDS (NET)</b>	14-22	59-212
<b>PASSING YDS (NET)</b>	306	315
Passes Att-Comp-Int	47-27-4	37-22-1
<b>TOTAL OFFENSE PLAYS-YARDS</b>	61-328	96-527
Fumble Returns-Yards	0-0	0-0
Punt Returns-Yards	3-21	2-7
Kickoff Returns-Yards	5-107	3-50
Interception Returns-Yards	1-0	4-13
Punts (Number-Avg)	7-41.6	6-41.5
Fumbles-Lost	2-1	2-1
Penalties-Yards	6-62	10-71
Possession Time	25:46	34:14
Third-Down Conversions	3 of 11	12 of 22
Fourth-Down Conversions	1 of 1	0 of 0
Red-Zone Scores-Chances	2-3	5-6

#### Kent State

Rushing	No.	Gain	Loss	Net	TD	Lg	Avg
HOLLEY, Nick	11	26	5	21	0	8	1.9
STROCK, Nathan	2	6	5	1	0	6	0.5
REARDON, Colin	1	0	0	0	0	0	0.0

#### Passing

C-A-I	Yds	TD	Long	Sack
REARDON, Colin	24-37-4	284	3	29
STROCK, Nathan	3-10-0	22	0	12

#### Receiving

PIERCE, Casey	12	127	1	29
HUMPHREY, Chris	8	132	2	28
CALHOUN, Ernest	3	11	0	5
CHANDLER, C.	2	22	0	15

#### Punting

No.	Yds	Avg	Long	In20	TB
MELCHIORI, A.	7	29.1	41.6	49	5

#### Punt Returns

CALHOUN, Ernest	2	26	0	26
FOSTER, Jerrell	1	-5	0	0

#### Kick Returns

CALHOUN, Ernest	4	86	0	24
BOYLE, Josh	1	21	0	21

#### Tackles

Tackles	UA-A	Total	Sacks	TFL
HOLLEY, Nate	8-9	17	0.0	2.5
ITALIANO, J.	9-7	16	0.0	1.0
REFUGE, Elcee	4-8	12	0.0	1.0
DELLINGER, Matt	6-5	11	0.0	1.0

#### Bowling Green

Rushing	No.	Gain	Loss	Net	TD	Lg	Avg
GIVENS, Andre	38	166	9	157	2	32	4.1
COPPET, Fred	8	34	0	34	0	9	4.2
MOORE, Ronnie	1	10	0	10	0	10	10.0
POHLMAN, Chris	5	9	0	9	0	4	1.8

#### Passing

C-A-I	Yds	TD	Long	Sack
KNAPKE, James	22-37-1	315	1	82

#### Receiving

BURBRINK, Ryan	8	111	0	45
DIETER, Gehrig	6	78	0	33
LEWIS, Roger	3	116	1	82
MOORE, Ronnie	2	3	0	2

#### Punting

No.	Yds	Avg	Long	In20	TB
DAVIDSON, Joe	6	24.9	41.5	45	2

#### Punt Returns

REDDING, Feo	2	7	0	5
--------------	---	---	---	---

#### Kick Returns

STEPHENS, Clint	3	50	0	20
-----------------	---	----	---	----

#### Tackles

Tackles	UA-A	Total	Sacks	TFL
WARD, Ryland	6-0	6	0.0	1.0
SUTTON, Brian	5-1	6	0.0	0.0
ROYSTER, Taylor	3-3	6	0.0	1.0
THOMAS, Bryan	1-4	5	0.5	1.0

Qtr	Time	Scoring Play	V-H
1st	08:17	BGSU - GIVENS, Andre 6 yd run (TATE, Tyler kick), 7-58 2:00	0-7
	05:47	BGSU - LEWIS, Roger 82 yd pass from KNAPKE, James (TATE, Tyler kick), 3-82 0:53	0-14
	00:30	BGSU - TATE, Tyler 37 yd field goal, 7-16 2:26	0-17
2nd	11:15	BGSU - TATE, Tyler 22 yd field goal, 9-75 3:24	0-20
	00:38	KENT - HUMPHREY, Chris 21 yd pass from REARDON, Colin (MELCHIORI, A. kick), 11-92 5:51	7-20
3rd	06:09	KENT - HUMPHREY, Chris 4 yd pass from REARDON, Colin (MELCHIORI, A. kick), 3-6 1:02	14-20
4th	11:59	BGSU - TATE, Tyler 21 yd field goal, 15-65 5:04	14-23
	09:40	KENT - PIERCE, Casey 14 yd pass from REARDON, Colin (MELCHIORI, A. kick failed), 6-60 2:1	20-23
	07:47	BGSU - GIVENS, Andre 2 yd run (TATE, Tyler kick), 5-78 1:47	20-30



# 2014 REVIEW • GAME RECAPS

## Game 11 - Toledo 27, BGSU 20

The Bowling Green State University football team was defeated by the University of Toledo, 27-20, Wednesday (Nov. 19) night at the Glass Bowl. Bowling Green falls to 7-4 (5-2 MAC) with the loss, while Toledo improves to 7-4 (6-1 MAC).

Callaway threw for 116 yards and a score on 5-of-13 passing, while Knapke completed seven passes for 71 yards. Moore led the Falcon offense with 64 rushing yards and a touchdown on 12 carries, and also hauled in three receptions for 46 yards and a score. Andre Givens contributed to the running game with 55 yards on 19 touches. Gehrig Dieter caught five passes for 88 yards to aid the Bowling Green passing game.

"He's a really good running back," Babers said of Hunt. "He goes 91 yards on us and we can't run him down. He has fabulous speed, good balance and can go the duration. He's an excellent running back."

"We did everything we could tonight," Moore said. "I did everything I could tonight to try to get us a win. I knew coming into the game that I was going to be a big part of the offense, and I wanted to contribute. In the end, we didn't do enough, and it hurts."

The Falcons – who are now 0-3 against MAC West foes -- held Toledo to just 63 passing yards, but were outgained, 388-271, in total offense. The Rockets also owned the time of possession battle, as Toledo held the ball for 34:21.

BGSU											TOLEDO														
Score		20					27																		
FIRST DOWNS		17					19																		
RUSHES-YARDS (NET)		38-104					53-325																		
PASSING YDS (NET)		167					63																		
Passes Att-Comp-Int		37-12-0					20-9-2																		
TOTAL OFFENSE PLAYS-YARDS		75-271					73-388																		
Fumble Returns-Yards		0-0					0-0																		
Punt Returns-Yards		0-0					2-8																		
Kickoff Returns-Yards		4-88					5-167																		
Interception Returns-Yards		2-81					0-0																		
Punts (Number-Avg)		8-37.0					6-37.0																		
Fumbles-Lost		0-0					1-1																		
Penalties-Yards		9-61					8-59																		
Possession Time		25:39					34:21																		
Third-Down Conversions		6 of 18					6 of 14																		
Fourth-Down Conversions		0 of 3					0 of 1																		
Red-Zone Scores-Chances		4-4					3-4																		

Bowling Green

Rushing	No.	Gain	Loss	Net	TD	Lg	Avg
MOORE, Ronnie	12	74	10	64	1	31	5.3
GIVENS, Andre	19	58	3	55	0	14	2.9
KNAPE, James	2	3	3	0	0	3	0.0
CALLAWAY, Cody	5	5	20	-15	0	4	-3.0

Passing	C-A-I	Yds	TD	Long	Sack
KNAPE, James	7-24-0	71	0	16	1
CALLAWAY, Cody	5-13-0	96	1	32	3

Receiving	No.	Yards	TD	Long
DIETER, Gehrig	5	68	0	32
MOORE, Ronnie	3	46	1	17
LEWIS, Roger	2	16	0	9
BURBRINK, Ryan	1	30	0	30

Punting	No.	Yds	Avg	Long	In20	TB
DAVIDSON, Joe	8	296	37.0	44	4	0

Punt Returns	No.	Yards	TD	Long
--------------	-----	-------	----	------

Kick Returns	No.	Yards	TD	Long
STEPHENS, Clint	4	88	0	36

Tackles	UA-A	Total	Sacks	TFL
MARTIN, Gabe	7-5	12	0.0	2.5
SUTTON, Brian	5-4	9	1.0	1.0
WARD, Ryland	4-4	8	0.0	0.0
WALKER, Charlie	4-3	7	0.0	0.0

TOLEDO

Rushing	No.	Gain	Loss	Net	TD	Lg	Avg
HUNT, Kareem	30	270	5	265	2	91	8.8
MACON, Dwight	8	40	10	30	2	17	3.8
JONES, Corey	3	22	0	22	0	12	7.3
SWANSON, Terry	6	18	4	14	0	13	2.3

Passing	C-A-I	Yds	TD	Long	Sack
WOODSIDE, Logan	8-18-2	53	0	13	2
MACON, Dwight	1-2-0	10	0	10	1

Receiving	No.	Yards	TD	Long
RUSSELL, Alonzo	2	19	0	13
JONES, Corey	2	14	0	10
OLACK, Justin	1	9	0	9
WILCHER, Kishon	1	8	0	8

Punting	No.	Yds	Avg	Long	In20	TB
ELLIS, Nick	6	222	37.0	51	2	0

Punt Returns	No.	Yards	TD	Long
JONES, Corey	2	8	0	8

Kick Returns	No.	Yards	TD	Long
WILCHER, Kishon	3	127	0	77
EBERT, Mike	1	12	0	12

Tackles	UA-A	Total	Sacks	TFL
BUSH, Ray	5-6	11	1.0	1.0
SYLVESTRE, J.	4-3	7	0.5	1.0
SWIFT, Connery	5-1	6	0.0	0.0
VOSS, Trent	2-3	5	0.5	0.5

Qtr	Time	Scoring Play	V-H
1st	03:57	TOLEDO - HUNT, Kareem 2 yd run (DETMER,Jeremiah kick blockd), 10-71 4:04	0 - 6
	01:56	BGSU - TATE, Tyler 23 yd field goal, 10-63 1:55	3 - 6
2nd	12:19	TOLEDO - MACON, Dwight 2 yd run (DETMER,Jeremiah kick), 5-58 1:51	3 - 13
	09:32	BGSU - MOORE, Ronnie 10 yd run (TATE, Tyler kick), 2-13 0:21	10 - 13
3rd	04:36	TOLEDO - HUNT, Kareem 91 yd run (DETMER,Jeremiah kick), 1-91 0:14	10 - 20
	02:05	BGSU - TATE, Tyler 31 yd field goal, 4-2 0:42	13 - 20
4th	13:17	BGSU - MOORE, Ronnie 17 yd pass from CALLAWAY, Cody (TATE, Tyler kick), 6-86 1:36	20 - 20
	10:45	TOLEDO - MACON, Dwight 7 yd run (DETMER,Jeremiah kick), 7-52 2:26	20 - 27

## Game 12 - Ball State 41, BGSU 24

The Bowling Green State University football team was defeated by Ball State, 41-24, on Friday (Nov. 28) night at Doyt L. Perry Stadium in both team's regular-season finale. The Falcons scored three touchdowns within the first six minutes of the contest to take a 21-7 lead. But Ball State outscored Bowling Green, 34-3, over the remaining three quarters to run away with the victory on Senior Day.

With the loss, Bowling Green falls to 7-5 (5-3 MAC), while Ball State ends its season with a record of 5-7 (4-4 MAC).

Travis Greene and Fred Coppet led the Falcon offense, combining for 299 rushing yards across 30 carries and scoring one touchdown each. Greene rushed for 159 yards on 14 touches, while Coppet racked up 140 yards on 16 carries. James Knapke completed 18-of-27 passes for 140 yards. Ronnie Moore hauled in a team-high six receptions for 37 yards, and Roger Lewis contributed nicely with 60 yards on four catches.

Linebacker Gabe Martin paced the Falcon defense with nine tackles, including three tackles for loss with one pass breakup and one quarterback hurry. Defensive ends Charlie Walker and Bryan Thomas were next in line, registering seven and sick tackles, respectively. Thomas recorded 1.5 tackles for loss, while Walker was credited with a half tackle for loss. Defensive back Nick Johnson, linebacker James Sanford and defensive tackle Taylor Royster registered five tackles apiece.

Ball State											Bowling Green										
<b>Score</b> 41 24											<b>BALL</b> 24										
<b>FIRST DOWNS</b> 24 18											<b>BGSU</b> 18										
<b>RUSHES-YARDS (NET)</b> 39-199 39-314											<b>RUSHES-YARDS (NET)</b> 39-199 39-314										
<b>PASSING YDS (NET)</b> 286 140											<b>PASSING YDS (NET)</b> 286 140										
Passes Att-Comp-Int 29-20-0 27-18-0											Passes Att-Comp-Int 29-20-0 27-18-0										
<b>TOTAL OFFENSE PLAYS-YARDS</b> 68-465 66-454											<b>TOTAL OFFENSE PLAYS-YARDS</b> 68-465 66-454										
Fumble Returns-Yards 0-0 0-0											Fumble Returns-Yards 0-0 0-0										
Punt Returns-Yards 0-0 0-0											Punt Returns-Yards 0-0 0-0										
Kickoff Returns-Yards 5-118 6-162											Kickoff Returns-Yards 5-118 6-162										
Interception Returns-Yards 0-0 0-0											Interception Returns-Yards 0-0 0-0										
Punts (Number-Avg) 4-43.2 2-60.5											Punts (Number-Avg) 4-43.2 2-60.5										
Fumbles-Lost 1-0 1-0											Fumbles-Lost 1-0 1-0										
Penalties-Yards 3-25 6-36											Penalties-Yards 3-25 6-36										
Possession Time 36:47 23:13											Possession Time 36:47 23:13										
Third-Down Conversions 8 of 15 7 of 15											Third-Down Conversions 8 of 15 7 of 15										
Fourth-Down Conversions 1 of 1 1 of 4											Fourth-Down Conversions 1 of 1 1 of 4										
Red-Zone Scores-Chances 5-5 2-3											Red-Zone Scores-Chances 5-5 2-3										
<b>Rushing</b> No. Gain Loss Net TD Lg Avg											<b>Rushing</b> No. Gain Loss Net TD Lg Avg										
EDWARDS, Jahwan 28 177 12 165 2 36 5.9											GREENE, Travis 14 167 8 159 1 75 11.4										
MANN, Ozzie 5 20 1 19 0 8 3.8											COPPET, Fred 16 140 0 140 1 69 8.8										
GREEN, Darian 5 14 13 0 9 2.6											MOORE, Ronnie 4 19 4 15 0 12 3.8										
WILLIAMSON, T. 1 2 0 2 0 2 2.0											GIVENS, Andre 1 4 0 4 0 4 4.0										
<b>Passing</b> C-A-I Yds TD Long Sack											<b>Passing</b> C-A-I Yds TD Long Sack										
MANN, Ozzie 20-29-0 286 3 62 0											KNAPE, James 18-27-0 140 0 42 2										
<b>Receiving</b> No. Yards TD Long											<b>Receiving</b> No. Yards TD Long										
MABON, KeVonn 6 119 1 62											MOORE, Ronnie 6 37 0 12										
WILLIAMS, Jord 4 70 1 32											LEWIS, Roger 4 60 0 42										
GREEN, Darian 3 43 0 29											BURBRINK, Ryan 4 23 0 9										
EDWARDS, Jahwan 3 10 0 7											JACKSON, Heath 2 12 0 9										
<b>Punting</b> No. Yds Avg Long In20 TB											<b>Punting</b> No. Yds Avg Long In20 TB										
SCHMIDT, Kyle 4 173 43.2 46 2 0											DAVIDSON, Joe 2 121 60.5 78 0 1										
<b>Punt Returns</b> No. Yards TD Long											<b>Punt Returns</b> No. Yards TD Long										
<b>Kick Returns</b> No. Yards TD Long											<b>Kick Returns</b> No. Yards TD Long										
MABON, KeVonn 4 98 0 29											STEPHENS, Clint 6 162 1 96										
CURRY, Dylan 1 20 0 20																					
<b>Tackles</b> UA-A Total Sacks TFL											<b>Tackles</b> UA-A Total Sacks TFL										
RYAN, Zack 3-7 10 0.0 0.5											MARTIN, Gabe 5-4 9 0.0 3.0										
INGLE, Ben 4-5 9 0.0 0.0											WALKER, Charlie 5-2 7 0.0 0.5										
IGBINOSUN, Osa. 3-4 7 1.0 1.0											THOMAS, Bryan 4-2 6 0.0 1.5										
<b>Qtr Time Scoring Play</b>											<b>Qtr Time Scoring Play</b>										
1st 14:49 BGSU - GREENE, Travis 75 yd run (TATE, Tyler) kick, 1-75 0-11											0 - 7										
13:02 MABON, KeVonn 62 yd pass from MANN, Ozzie (SECOR, Scott) kick, 3-66 1-41											7 - 7										
12:49 BGSU - STEPHENS, Clint 96 yd pass from TATE, Tyler) kick (TATE, Tyler) kick, 1-96 0-11											7 - 14										
09:40 BGSU - COPPET, Fred 2 yd run (TATE, Tyler) kick, 5-82 1-35											7 - 21										
2nd 11:29 BALL - SECOR, Scott 35 yd field goal, 15-53 8-24											10 - 21										
04:31 BALL - SHILLINGS, C. 25 yd pass from MANN, Ozzie (SECOR, Scott) kick, 6-65 3-14											17 - 21										
10:41 BALL - WILLIAMS, Jordt 16 yd pass from MANN, Ozzie (SECOR, Scott) kick, 9-80 2-53											24 - 21										
3rd 10:42 BALL - SECOR, Scott 33 yd field goal, 9-39 4-11											27 - 21										
06:33 BGSU - TATE, Tyler 38 yd field goal, 9-55 4-03											27 - 24										
00:58 BALL - EDWARDS, Jahwan 1 yd run (SECOR, Scott) kick, 5-63 2-99											34 - 24										
4th 17:32 BALL - EDWARDS, Jahwan 13 yd run (SECOR, Scott) kick, 10-75 5-55											41 - 24										





# 2014 REVIEW • GAME RECAPS

## Game 13 - NIU 51, BGSU 17

Behind a career night by quarterback Drew Hare, Northern Illinois University posted a 51-17 win over the Bowling Green State University football team to capture the Mid-American Conference title Friday night (Dec. 5). The MAC Championship game was held at Ford Field in downtown Detroit.

With the victory, the Huskies improve to 11-2 on the season. The Falcons are now 7-6 on the year.

Burbrink led the Falcons with five receptions on the night, and both he and Dieter had 56 yards receiving. Stephens had a total of 103 kickoff-return yards, including the 64-yarder in the fourth quarter.

	NIU	BGSU
Score	51	17
FIRST DOWNS	29	13
RUSHES-YARDS (NET)	51-334	35-124
PASSING YDS (NET)	218	163
Passes Att-Comp-Int	49-29-1	25-13-3
TOTAL OFFENSE PLAYS-YARDS	100-552	60-287
Fumble Returns-Yards	0-0	1-2
Punt Returns-Yards	3-17	1-10
Kickoff Returns-Yards	3-78	10-208
Interception Returns-Yards	3-32	1-0
Punts (Number-Avg)	5-46.2	6-48.7
Fumbles-Lost	1-1	1-1
Penalties-Yards	5-40	2-5
Possession Time	37:59	22:01
Third-Down Conversions	10 of 19	4 of 13
Fourth-Down Conversions	1 of 1	0 of 3
Red-Zone Scores-Chances	9-9	1-1

### Northern Illinois

Rushing	No.	Gain	Loss	Net	TD	Lg	Avg
STINGILY, Camer	15	116	0	116	2	43	7.7
DANIELS, Akeem	12	77	1	76	0	14	6.3
HARE, Drew	12	65	5	60	1	16	5.0
BOUAGNON, Joel	9	57	0	57	0	21	6.3
Passing	C-A-I	Yds	TD	Long	Sack		
HARE, Drew	29-49-1	218	2	31	2		
Receiving	No.	Yards	TD	Long			
BROWN, DaRon	9	70	0	20			
BRESCACIN, Juwa	7	83	1	31			
SAFFOLD, Ezra	6	35	0	11			
TURNER, Aregero	5	15	0	5			

### Bowling Green

Rushing	No.	Gain	Loss	Net	TD	Lg	Avg
GREENE, Travis	18	105	0	105	1	27	5.8
COPPET, Fred	11	41	0	41	0	9	3.7
CALLAWAY, Cody	2	1	3	-2	0	1	-1.0
KNAPKE, James	4	1	21	-20	0	1	-5.0
Passing	C-A-I	Yds	TD	Long	Sack		
KNAPKE, James	12-21-2	151	1	42	3		
CALLAWAY, Cody	1-4-1	12	0	12	1		
Receiving	No.	Yards	TD	Long			
BURBRINK, Ryan	5	56	0	15			
LEWIS, Roger	3	22	0	15			
DIETER, Gehrig	2	56	1	42			
MOORE, Ronnie	2	31	0	21			
Punting	No.	Yds	Avg	Long	In20	TB	
DAVIDSON, Joe	6	292	48.7	60	3	0	
Punt Returns	No.	Yards	TD	Long			
BURBRINK, Ryan	1	10	0	10			
Kick Returns	No.	Yards	TD	Long			
STEPHENS, Clint	3	103	0	64			
COBY, Herve	3	59	0	23			
Tackles	UA-A	Total	Sacks	TFL			
SUTTON, Brian	3-11	14	0.0	1.0			
WARD, Ryland	5-8	13	0.0	0.0			

Qtr	Time	Scoring Play	V-H
1st	05:57	NIU - HARE, Drew 5 yd run (HAGAN, Christia kick), 8-60 2:50	7 - 0
	01:58	NIU - HAGAN, Christia 35 yd field goal, 4-7 1:01	10 - 0
2nd	11:10	NIU - HAGAN, Christia 32 yd field goal, 13-31 3:55	13 - 0
	09:33	BGSU - DIETER, Gehrig 42 yd pass from KNAPKE, James (TATE, Tyler kick), 6-75 1:31	13 - 7
	00:25	NIU - FAKES, Luke 5 yd pass from HARE, Drew (HAGAN, Christia kick), 10-68 1:06	20 - 7
	00:00	BGSU - TATE, Tyler 46 yd field goal, 4-31 0:18	20 - 10
3rd	11:18	NIU - BRESCACIN, Juwa 4 yd pass from HARE, Drew (HAGAN, Christia kick), 10-68 3:34	27 - 10
	08:18	NIU - STINGILY, Camer 2 yd run (HAGAN, Christia kick), 8-73 1:34	34 - 10
	04:15	NIU - HAGAN, Christia 23 yd field goal, 7-56 1:37	37 - 10
4th	07:38	NIU - STINGILY, Camer 2 yd run (HAGAN, Christia kick), 8-30 4:39	44 - 10
	05:56	BGSU - GREENE, Travis 6 yd run (TATE, Tyler kick), 4-33 1:32	44 - 17
	00:48	NIU - HUFF, Jordan 2 yd run (HAGAN, Christia kick), 8-79 5:02	51 - 17

## Game 14 - BGSU 33, S. Alabama 28

With 1:04 remaining in the game, quarterback James Knapke found freshman wide receiver Roger Lewis for a 78-yard touch-down to put the Bowling Green State University football team ahead for good, 33-28, over South Alabama in the inaugural Raycom Media Camellia Bowl on Saturday night. With the victory Bowling Green finishes the 2014 season with an 8-6 record and their first win in a bowl game since the 2004 season.

Knapke was named Bart Starr Most Valuable Player, passing for 368 yards and two touchdowns – both of which were to Lewis. Lewis finished with a team-high 137 yards receiving in the game, finishing his inaugural campaign with 1,093 receiving yards. He became just the seventh player in BGSU history to have a 1,000-yard season and was the first freshman to ever do so.

The 2014 season finishes on a high note with the win, a season which was full of milestones for the Bowling Green State University football program:

- \*Eight wins for third straight season
- \*MAC East champions – back-to-back seasons
- \*MAC Championship Game appearance – back-to-back seasons for first time in school history
- \*First bowl win since 2004
- \*First win over Big Ten Conference opponent since 2007
- \*Winningest senior class – 31 career wins – since 2005

	USA	BGSU
Score	28	33
FIRST DOWNS	23	24
RUSHES-YARDS (NET)	38-136	49-131
PASSING YDS (NET)	279	369
Passes Att-Comp-Int	37-20-2	41-26-0
TOTAL OFFENSE PLAYS-YARDS	75-415	90-500
Fumble Returns-Yards	0-0	0-0
Punt Returns-Yards	3-12	3-8
Kickoff Returns-Yards	7-139	5-115
Interception Returns-Yards	0-0	2-0
Punts (Number-Avg)	7-48.4	7-47.1
Fumbles-Lost	2-2	2-1
Penalties-Yards	5-48	8-79
Possession Time	25:35	34:25
Third-Down Conversions	5 of 15	7 of 21
Fourth-Down Conversions	0 of 0	2 of 2
Red-Zone Scores-Chances	3-4	3-4

### South Alabama

Rushing	No.	Gain	Loss	Net	TD	Lg	Avg
Houston, Kendall	5	53	0	53	1	44	10.6
Bridge, Brandon	16	79	38	41	1	25	2.6
Timmons, Trmoe	10	26	5	21	1	9	2.1
Johnson, Xavier	7	21	0	21	0	9	3.0
Passing	C-A-I	Yds	TD	Long	Sack		
Bridge, Brandon	20-37-2	279	1	45	4		
Receiving	No.	Yards	TD	Long			
Woodson, Danny	6	122	0	45			
Jones, Jerome	4	45	0	17			
Smith, Shavarez	4	34	0	13			
Timmons, Trmoe	2	26	0	28			
Punting	No.	Yds	Avg	Long	In20	TB	
McKee, Brandon	7	339	48.4	60	4	1	
Punt Returns	No.	Yards	TD	Long			
Jones, Jerome	3	12	0	7			
Kick Returns	No.	Yards	TD	Long			
Glover, T.J.	4	90	0	24			
Garrett, Claude	2	40	0	24			
Tackles	UA-A	Total	Sacks	TFL			
Harris, Maleki	12-6	18	1.0	3.0			
Brigham, Trrell	5-7	12	0.0	0.0			
Buchanan, Roman	7-2	9	0.0	1.0			
Gipson, Jimmie	2-6	8	0.0	1.5			

### Bowling Green

Rushing	No.	Gain	Loss	Net	TD	Lg	Avg
COPPET, Fred	16	75	5	70	0	31	4.4
GREENE, Travis	20	48	7	41	2	17	2.0
KNAPKE, James	9	46	22	24	0	15	2.7
GIVENS, Andre	2	5	0	5	0	3	2.5
Passing	C-A-I	Yds	TD	Long	Sack		
KNAPKE, James	25-39-0	368	2	78	2		
CALLAWAY, Cody	1-1-0	1	0	1	0		
Receiving	No.	Yards	TD	Long			
DIETER, Gehrig	7	108	0	53			
MOORE, Ronnie	5	61	0	42			
LEWIS, Roger	4	137	2	78			
BURBRINK, Ryan	4	39	0	18			
Punting	No.	Yds	Avg	Long	In20	TB	
DAVIDSON, Joe	7	330	47.1	58	1	0	
Punt Returns	No.	Yards	TD	Long			
BURBRINK, Ryan	3	8	0	8			
Kick Returns	No.	Yards	TD	Long			
STEPHENS, Clint	3	59	0	32			
VALDEZ, Austin	1	30	0	30			
Tackles	UA-A	Total	Sacks	TFL			
THOMAS, Bryan	5-1	6	2.0	2.0			
WALKER, Charlie	5-0	5	1.0	1.0			
ADJEH-BARIMAH	4-1	5	0.0	0.0			
MARTIN, Gabe	3-2	5	0.0	2.0			

Qtr	Time	Scoring Play	V-H
1st	11:59	BGSU - LEWIS, Roger 44 yd pass from KNAPKE, James (TATE, Tyler kick), 7-65 2:21	0 - 7
	07:17	BGSU - GREENE, Travis 1 yd run (TATE, Tyler kick), 9-93 2:57	0 - 14
	05:42	USA - Houston, Kendall 44 yd run (Sunanon, Alem kick), 5-89 1:35	7 - 14
2nd	06:49	BGSU - TATE, Tyler 39 yd field goal, 14-56 5:09	7 - 17
	00:53	BGSU - TATE, Tyler 22 yd field goal, 8-36 1:41	7 - 20
3rd	06:00	USA - Bridge, Brandon 15 yd run (Sunanon, Alem kick), 9-52 3:13	14 - 20
	04:33	BGSU - GREENE, Travis 17 yd run (TATE, Tyler kick), 5-47 1:27	14 - 27
4th	11:23	USA - Buford-Hughes, D 18 yd pass from Bridge, Brandon (Sunanon, Alem kick), 5-77 1:46	21 - 27
	01:20	USA - Timmons, Trmoe 3 yd run (Sunanon, Alem kick), 8-73 2:53	28 - 27
	01:04	BGSU - LEWIS, Roger 78 yd pass from KNAPKE, James (KNAPKE, James pass failed), 1-78 0:11	28 - 33

2015 BGSU Football Media Guide

-100-

www.BGSUFalcons.com

2014 REVIEW



# 2014 REVIEW • MAC TEAM STATS

RUSHING	Cl	G	Att.	Yds	Avg.	TD	Lg	Avg/G
1. HUNT, Kareem-TOLEDO	So	10	205	1631	8.0	16	91	163.1
2. TAYLOR, Anthon-UB	Jr	11	282	1403	5.0	12	76	127.5
3. RAWLS, Thomas-CMU	Sr	9	210	1103	5.3	10	46	122.6
4. FRANKLIN, J-WMU	Fr	13	306	1551	5.1	24	61	119.3
5. EDWARDS, Jahwan-BALL	Fr	12	262	1252	4.8	12	56	104.3
6. GREENE, Travis-BGSU	Jr	12	180	949	5.3	12	75	79.1
7. OUELLETTE, A.J.-OHIO	Fr	10	160	785	4.9	7	65	78.5
8. STINGILY, Camer-NIU	Sr	13	193	971	5.0	14	43	74.7
9. Abrokwhah, S.-UMASS	So	8	123	573	4.7	7	24	71.6
10. HARE, Drew-NIU	So	14	159	900	5.7	8	78	64.3

PASSING AVG/GAME	Cl	G	Comp-Att-Int	Yds	TD	Avg/G
1. Frohnapfel, B.-UMASS	Jr	10	241-437-10	3345	23	334.5
2. HENDRIX, Andrew-MU	Sr	12	222-458-9	3280	23	273.3
3. TERRELL, Zach-WMU	So	13	250-368-10	3443	26	264.8
4. RUSH, Cooper-CMU	So	13	243-382-13	3157	27	242.8
5. LICATA, Joe-UB	Jr	11	224-345-11	2647	29	240.6
6. KNAPKE, James-BGSU	So	14	280-483-12	3173	15	226.6
7. REARDON, Colin-KENT	So	11	228-400-16	2466	14	224.2
8. POHL, Kyle-AKRON	Jr	10	208-383-8	2189	9	218.9
9. MILAS, Jack-BALL	Fr	6	115-209-5	1302	9	217.0
10. WOODSIDE, Logan-TOLEDO	So	12	185-296-8	2263	19	188.6

PASS EFFICIENCY	Cl	G	Comp-Att-Int	Yds	TD	Eff.
1. TERRELL, Zach-WMU	So	13	250-368-10	3443	26	164.4
2. LICATA, Joe-UB	Jr	11	224-345-11	2647	29	150.7
3. RUSH, Cooper-CMU	So	13	243-382-13	3157	27	149.6
4. WOODSIDE, Logan-TOLEDO	So	12	185-296-8	2263	19	142.5
5. HARE, Drew-NIU	So	14	194-326-2	2322	18	136.3
6. Frohnapfel, B.-UMASS	Jr	10	241-437-10	3345	23	132.2
7. VICK, Derrius-OHIO	Jr	8	94-160-4	1156	8	130.9
8. WINDHAM, Greg-OHIO	So	6	10-13-0	82	0	129.9
9. MANN, Ozzie-BALL	Fr	7	116-197-2	1281	10	128.2
10. BELL, Reginald-EMU	Fr	10	105-184-6	1297	9	125.9

RECEPTIONS/GAME	Cl	G	No.	Yds	TD	Lg	Yds/G	Rec/G
1. Sharpe, T.-UMASS	Jr	12	85	1281	7	77	106.8	7.1
2. BRAVERMAN, D-WMU	So	13	86	997	6	63	76.7	6.6
3. DAVIS, Corey-WMU	So	12	78	1408	15	75	117.3	6.5
4. DAVIS, Titus-CMU	Sr	10	60	985	13	53	98.5	6.0
5. PIERCE, Casey-KENT	Sr	11	60	641	6	44	58.3	5.5
6. JONES, Corey-TOLEDO	So	13	68	842	5	69	64.8	5.2
7. LEWIS, Roger-BGSU	Fr	14	73	1094	7	82	78.1	5.2
8. D'ORAZIO, Zach-AKRON	Jr	12	62	658	1	32	54.8	5.2
9. WILLIAMS, Jord.-BALL	Fr	11	56	753	6	44	68.5	5.1
10. FRAZIER, David-MU	Sr	12	59	949	5	74	79.1	4.9

RECEIVE YDS/GAME	Cl	G	No.	Yds	TD	Lg	Avg/C	Yds/G
1. DAVIS, Corey-WMU	So	12	78	1408	15	75	18.1	117.3
2. Sharpe, T.-UMASS	Jr	12	85	1281	7	77	15.1	106.8
3. DAVIS, Titus-CMU	Sr	10	60	985	13	53	16.4	98.5
4. FRAZIER, David-MU	Sr	12	59	949	5	74	16.1	79.1
5. LEWIS, Roger-BGSU	Fr	14	73	1094	7	82	15.0	78.1
6. BRAVERMAN, D-WMU	So	13	86	997	6	63	11.6	76.7
7. BROWN, Da'Ron-NIU	Sr	14	68	1065	6	64	15.7	76.1
8. WILLOUGHBY, Ron-UB	Jr	11	50	771	9	49	15.4	70.1
9. WILLIAMS, Jord.-BALL	Fr	11	56	753	6	44	13.4	68.5
10. JONES, Corey-TOLEDO	So	13	68	842	5	69	12.4	64.8

TOTAL OFFENSE	Cl	G	Rush	Pass	Plays	Total	Yds/G
1. Frohnapfel, B.-UMASS	Jr	10	-84	3345	478	3261	326.1
2. HENDRIX, Andrew-MU	Sr	12	324	3280	615	3604	300.3
3. TERRELL, Zach-WMU	So	13	264	3443	446	3707	285.2
4. LICATA, Joe-UB	Jr	11	-6	2647	379	2641	240.1
5. RUSH, Cooper-CMU	So	13	-51	3157	428	3106	238.9
6. REARDON, Colin-KENT	So	11	148	2466	459	2614	237.6
7. KNAPKE, James-BGSU	So	14	136	3173	550	3309	236.4
8. MILAS, Jack-BALL	Fr	6	96	1302	236	1398	233.0
9. HARE, Drew-NIU	So	14	900	2322	485	3222	230.1
10. POHL, Kyle-AKRON	Jr	10	18	2189	429	2207	220.7

SCORING	Cl	G	TD	FG	XPT	2XP	Pts	Pts/G
1. FRANKLIN, J-WMU	Fr	13	25	0	0	0	150	11.5
2. HUNT, Kareem-TOLEDO	So	10	16	0	0	0	96	9.6
3. SECOR, Scott-BALL	Fr	12	0	25	34	0	109	9.1
4. DETMER, Jeremiah-TOLEDO	Sr	13	0	17	57	0	108	8.3
5. TATE, Tyler-BGSU	Jr	14	0	23	45	0	114	8.1
6. DAVIS, Titus-CMU	Sr	10	13	0	0	0	78	7.8
7. DAVIS, Corey-WMU	So	12	15	0	0	0	90	7.5
8. HALDEMAN, A-WMU	Jr	13	0	14	51	0	93	7.2
9. RAWLS, Thomas-CMU	Sr	9	10	0	0	0	60	6.7
10. TAYLOR, Anthon-UB	Jr	11	12	0	0	0	72	6.5

SCORING (TDs)	Cl	G	TD	Run	Pass	Ret	Pat	Pts	Avg/G
1. FRANKLIN, J-WMU	Fr	13	25	24	1	0	0	150	11.5
2. HUNT, Kareem-TOLEDO	So	10	16	16	0	0	0	96	9.6
3. DAVIS, Titus-CMU	Sr	10	13	0	13	0	0	78	7.8
4. DAVIS, Corey-WMU	So	12	15	0	15	0	0	90	7.5
5. RAWLS, Thomas-CMU	Sr	9	10	10	0	0	0	60	6.7
6. TAYLOR, Anthon-UB	Jr	11	12	12	0	0	0	72	6.5
7. GREENE, Travis-BGSU	Jr	12	13	12	1	0	0	78	6.5
8. STINGILY, Camer-NIU	Sr	13	14	14	0	0	0	84	6.5
9. Abrokwhah, S.-UMASS	So	8	8	7	1	0	0	48	6.0
EDWARDS, Jahwan-BALL	Fr	12	12	12	0	0	0	72	6.0

SCORING (KICK)	Cl	G	PAT	FG	Pts	Avg/G
1. SECOR, Scott-BALL	Fr	12	34-35	25-30	109	9.1
2. DETMER, Jeremiah-TOLEDO	Sr	13	57-59	17-22	108	8.3
3. TATE, Tyler-BGSU	Jr	14	45-48	23-29	114	8.1
4. HALDEMAN, A-WMU	Jr	13	51-56	14-17	93	7.2
5. YAZDANI, Josiah-OHIO	Jr	12	27-27	17-26	78	6.5
6. STEIN, Robert-AKRON	Jr	12	27-27	13-16	66	5.5
7. CLARKE, Patrick-UB	Sr	11	41-44	6-14	59	5.4
8. EAVEY, Brian-CMU	Fr	12	40-42	8-9	64	5.3
9. PATTERSON, K.-MU	So	12	31-32	9-13	58	4.8
10. MELCHIORI, A.-KENT	Jr	11	16-18	10-18	46	4.2

PUNT RETURN AVG	Cl	G	No.	Yds	TD	Long	Avg/G
1. PHILLIPS, D-WMU	Fr	12	30	792	1	93	26.4
2. PATTERSON, Eric-BALL	Fr	9	23	570	0	61	24.8
3. CAMPBELL, Devin-UB	Jr	10	28	653	0	69	23.3
4. COLEMAN, Amari-CMU	Fr	10	21	466	0	50	22.2
5. WILCHER, Kishon-TOLEDO	So	13	29	638	0	77	22.0
6. PATTERSON, Daz'-OHIO	Jr	12	24	526	0	45	21.9
7. CALHOUN, Ernest-KENT	So	11	34	708	0	41	20.8
8. ALLEN, Tyler-EMU	Sr	11	34	614	0	37	18.1





# 2014 REVIEW • MAC TEAM STATS

2014 REVIEW

SCORING OFFENSE	G	TD	FG	XPT	2XP	DXP	Saf	Pts	Avg/G
1. Toledo	13	61	17	57	1	0	0	476	36.6
2. Western Michigan	13	57	14	51	1	0	1	439	33.8
3. Buffalo	11	49	6	41	1	0	0	355	32.3
4. Northern Illinois	14	56	17	54	0	0	0	441	31.5
5. Bowling Green	14	51	23	45	0	0	0	420	30.0
6. Ball State	12	37	25	35	0	0	0	332	27.7
7. UMass	12	45	6	38	1	0	0	328	27.3
8. Central Michigan	13	47	8	42	1	0	0	350	26.9
9. Akron	12	33	13	32	0	0	1	271	22.6
10. Miami	12	35	9	31	0	0	0	268	22.3
11. Ohio	12	28	17	27	0	0	0	246	20.5
12. Kent State	11	22	10	16	1	0	0	180	16.4
13. Eastern Michigan	12	23	8	20	0	0	0	182	15.2

RUSHING OFFENSE	G	Att.	Yards	Avg/A	Long	TD	Avg/G
1. Toledo	13	576	3333	5.8	91	35	256.4
2. Northern Illinois	14	688	3488	5.1	78	36	249.1
3. Buffalo	11	443	1965	4.4	76	16	178.6
4. Bowling Green	14	556	2421	4.4	75	30	172.9
5. Western Michigan	13	503	2221	4.4	65	29	170.8
6. Ohio	12	470	1969	4.2	65	16	164.1
7. Central Michigan	13	504	2018	4.0	51	19	155.2
8. Ball State	12	448	1841	4.1	56	16	153.4
9. Eastern Michigan	12	459	1654	3.6	72	9	137.8
10. Akron	12	363	1484	4.1	80	18	123.7
11. UMass	12	387	1312	3.4	50	16	109.3
12. Miami	12	358	1171	3.3	61	11	97.6
13. Kent State	11	277	901	3.3	65	6	81.9

SCORING DEFENSE	G	TD	FG	XPT	2XP	DXP	Saf	Pts	Avg/G
1. Akron	12	35	13	28	0	0	0	277	23.1
2. Ohio	12	38	11	37	0	0	0	298	24.8
3. Western Michigan	13	40	14	36	1	0	2	324	24.9
4. Central Michigan	13	40	15	36	2	0	1	327	25.2
5. Northern Illinois	14	45	13	40	3	0	2	359	25.6
6. Ball State	12	42	11	39	1	0	0	326	27.2
7. Kent State	11	39	15	38	0	0	1	319	29.0
8. Toledo	13	51	15	43	1	0	0	396	30.5
9. Buffalo	11	47	8	41	0	0	0	347	31.5
10. Miami	12	50	12	44	0	0	1	382	31.8
11. UMass	12	51	14	46	1	0	0	396	33.0
12. Bowling Green	14	62	13	58	0	0	0	469	33.5
13. Eastern Michigan	12	65	13	62	0	0	0	491	40.9

RUSHING DEFENSE	G	Att.	Yards	Avg/A	Long	TD	Avg/G
1. Toledo	13	431	1511	3.5	65	13	116.2
2. Central Michigan	13	426	1598	3.8	74	15	122.9
3. Ohio	12	414	1595	3.9	53	13	132.9
4. Akron	12	457	1784	3.9	80	14	148.7
5. Western Michigan	13	470	1996	4.2	55	19	153.5
6. Northern Illinois	14	541	2284	4.2	47	24	163.1
7. Buffalo	11	451	1927	4.3	72	29	175.2
8. Ball State	12	475	2293	4.8	75	24	191.1
9. UMass	12	492	2301	4.7	76	23	191.8
10. Miami	12	472	2399	5.1	55	24	199.9
11. Bowling Green	14	569	2824	5.0	91	37	201.7
12. Kent State	11	492	2354	4.8	80	19	214.0
13. Eastern Michigan	12	513	2687	5.2	80	34	223.9

TOTAL OFFENSE	G	Rush	Pass	Plays	Yards	Avg/P	TD	Avg/G
1. Toledo	13	3333	3044	973	6377	6.6	59	490.5
2. Northern Illinois	14	3488	2689	1073	6177	5.8	55	441.2
3. Buffalo	11	1965	2855	810	4820	6.0	48	438.2
4. Western Michigan	13	2221	3475	875	5696	6.5	55	438.2
5. Bowling Green	14	2421	3640	1103	6061	5.5	47	432.9
6. UMass	12	1312	3741	879	5053	5.7	43	421.1
7. Central Michigan	13	2018	3157	886	5175	5.8	46	398.1
8. Miami	12	1171	3333	826	4504	5.5	34	375.3
9. Akron	12	1484	2995	891	4479	5.0	32	373.2
10. Ohio	12	1969	2474	845	4443	5.3	27	370.2
11. Ball State	12	1841	2590	857	4431	5.2	35	369.2
12. Kent State	11	901	2570	719	3471	4.8	22	315.5
13. Eastern Michigan	12	1654	1821	779	3475	4.5	22	289.6

PASS OFFENSE	G	Comp-Att-Int	Pct.	Yds	Avg/A	TD	Avg/G
1. UMass	12	269-492-13	54.7	3741	7.6	27	311.8
2. Miami	12	226-468-10	48.3	3333	7.1	23	277.8
3. Western Michigan	13	253-372-10	68.0	3475	9.3	26	267.3
4. Bowling Green	14	317-547-13	58.0	3640	6.7	17	260.0
5. Buffalo	11	235-367-12	64.0	2855	7.8	32	259.5
6. Akron	12	284-528-14	53.8	2995	5.7	14	249.6
7. Central Michigan	13	243-382-13	63.6	3157	8.3	27	242.8
8. Toledo	13	243-397-9	61.2	3044	7.7	24	234.2
9. Kent State	11	244-442-17	55.2	2570	5.8	16	233.6
10. Ball State	12	232-409-7	56.7	2590	6.3	19	215.8
11. Ohio	12	202-375-9	53.9	2474	6.6	11	206.2
12. Northern Illinois	14	229-385-3	59.5	2689	7.0	19	192.1
13. Eastern Michigan	12	167-320-11	52.2	1821	5.7	13	151.8

TOTAL DEFENSE	G	Rush	Pass	Plays	Yards	Avg/P	TD	Avg/G
1. Central Michigan	13	1598	3023	849	4621	5.4	39	355.5
2. Western Michigan	13	1996	2829	882	4825	5.5	37	371.2
3. Akron	12	1784	2670	859	4454	5.2	34	371.2
4. Northern Illinois	14	2284	3199	997	5483	5.5	42	391.6
5. Ohio	12	1595	3137	848	4732	5.6	35	394.3
6. Buffalo	11	1927	2448	746	4375	5.9	46	397.7
7. Toledo	13	1511	3792	912	5303	5.8	50	407.9
8. Ball State	12	2293	2853	877	5146	5.9	40	428.8
9. Kent State	11	2354	2379	823	4733	5.8	37	430.3
10. Miami	12	2399	2812	864	5211	6.0	47	434.2
11. UMass	12	2301	3069	934	5370	5.7	49	447.5
12. Bowling Green	14	2824	4080	1157	6904	6.0	62	493.1
13. Eastern Michigan	12	2687	3298	887	5985	6.7	61	498.8

PASS DEFENSE	G	Comp-Att-Int	Pct.	Yds	Avg/A	TD	Avg/G
1. Kent State	11	188-331-8	56.8	2379	7.2	18	216.3
2. Western Michigan	13	222-412-13	53.9	2829	6.9	18	217.6
3. Akron	12	225-402-13	56.0	2670	6.6	20	222.5
4. Buffalo	11	149-295-2	50.5	2448	8.3	17	222.5
5. Northern Illinois	14	265-456-14	58.1	3199	7.0	18	228.5
6. Central Michigan	13	249-423-14	58.9	3023	7.1	24	232.5
7. Miami	12	242-392-11	61.7	2812	7.2	23	234.3
8. Ball State	12	250-402-10	62.2	2853	7.1	16	237.8
9. UMass	12	269-442-12	60.9	3069	6.9	26	255.8
10. Ohio	12	255-434-12	58.8	3137	7.2	22	261.4
11. Eastern Michigan	12	247-374-6	66.0	3298	8.8	27	274.8
12. Bowling Green	14	353-588-16	60.0	4080	6.9	25	291.4
13. Toledo	13	293-481-10	60.9	3792	7.9	37	291.7



# 2014 REVIEW • MAC INDIVIDUAL STATS

RUSHING	Cl	G	Att.	Yds	Avg.	TD	Lg	Avg/G
1. HUNT, Kareem-TOLEDO	So	10	205	1631	8.0	16	91	163.1
2. TAYLOR, Anthone-UB	Jr	11	282	1403	5.0	12	76	127.5
3. RAWLS, Thomas-CMU	Sr	9	210	1103	5.3	10	46	122.6
4. FRANKLIN, J-WMU	Fr	13	306	1551	5.1	24	61	119.3
5. EDWARDS, Jahwan-BALL	Fr	12	262	1252	4.8	12	56	104.3
6. GREENE, Travis-BGSU	Jr	12	180	949	5.3	12	75	79.1
7. OUELLETTE, A.J.-OHIO	Fr	10	160	785	4.9	7	65	78.5
8. STINGILY, Camer-NIU	Sr	13	193	971	5.0	14	43	74.7
9. Abrokwhah, S.-UMASS	So	8	123	573	4.7	7	24	71.6
10. HARE, Drew-NIU	So	14	159	900	5.7	8	78	64.3

PASSING AVG/GAME	Cl	G	Comp-Att-Int	Yds	TD	Avg/G
1. Frohnapfel, B.-UMASS	Jr	10	241-437-10	3345	23	334.5
2. HENDRIX, Andrew-MU	Sr	12	222-458-9	3280	23	273.3
3. TERRELL, Zach-WMU	So	13	250-368-10	3443	26	264.8
4. RUSH, Cooper-CMU	So	13	243-382-13	3157	27	242.8
5. LICATA, Joe-UB	Jr	11	224-345-11	2647	29	240.6
6. KNAPKE, James-BGSU	So	14	280-483-12	3173	15	226.6
7. REARDON, Colin-KENT	So	11	228-400-16	2466	14	224.2
8. POHL, Kyle-AKRON	Jr	10	208-383-8	2189	9	218.9
9. MILAS, Jack-BALL	Fr	6	115-209-5	1302	9	217.0
10. WOODSIDE, Logan-TOLEDO	So	12	185-296-8	2263	19	188.6

PASS EFFICIENCY	Cl	G	Comp-Att-Int	Yds	TD	Eff.
1. TERRELL, Zach-WMU	So	13	250-368-10	3443	26	164.4
2. LICATA, Joe-UB	Jr	11	224-345-11	2647	29	150.7
3. RUSH, Cooper-CMU	So	13	243-382-13	3157	27	149.6
4. WOODSIDE, Logan-TOLEDO	So	12	185-296-8	2263	19	142.5
5. HARE, Drew-NIU	So	14	194-326-2	2322	18	136.3
6. Frohnapfel, B.-UMASS	Jr	10	241-437-10	3345	23	132.2
7. VICK, Derrius-OHIO	Jr	8	94-160-4	1156	8	130.9
8. WINDHAM, Greg-OHIO	So	6	10-13-0	82	0	129.9
9. MANN, Ozzie-BALL	Fr	7	116-197-2	1281	10	128.2
10. BELL, Reginald-EMU	Fr	10	105-184-6	1297	9	125.9

RECEPTIONS/GAME	Cl	G	No.	Yds	TD	Lg	Yds/G	Rec/G
1. Sharpe, T.-UMASS	Jr	12	85	1281	7	77	106.8	7.1
2. BRAVERMAN, D-WMU	So	13	86	997	6	63	76.7	6.6
3. DAVIS, Corey-WMU	So	12	78	1408	15	75	117.3	6.5
4. DAVIS, Titus-CMU	Sr	10	60	985	13	53	98.5	6.0
5. PIERCE, Casey-KENT	Sr	11	60	641	6	44	58.3	5.5
6. JONES, Corey-TOLEDO	So	13	68	842	5	69	64.8	5.2
7. LEWIS, Roger-BGSU	Fr	14	73	1094	7	82	78.1	5.2
8. D'ORAZIO, Zach-AKRON	Jr	12	62	658	1	32	54.8	5.2
9. WILLIAMS, Jord.-BALL	Fr	11	56	753	6	44	68.5	5.1
10. FRAZIER, David-MU	Sr	12	59	949	5	74	79.1	4.9

RECEIVE YDS/GAME	Cl	G	No.	Yds	TD	Lg	Avg/C	Yds/G
1. DAVIS, Corey-WMU	So	12	78	1408	15	75	18.1	117.3
2. Sharpe, T.-UMASS	Jr	12	85	1281	7	77	15.1	106.8
3. DAVIS, Titus-CMU	Sr	10	60	985	13	53	16.4	98.5
4. FRAZIER, David-MU	Sr	12	59	949	5	74	16.1	79.1
5. LEWIS, Roger-BGSU	Fr	14	73	1094	7	82	15.0	78.1
6. BRAVERMAN, D-WMU	So	13	86	997	6	63	11.6	76.7
7. BROWN, Da'Ron-NIU	Sr	14	68	1065	6	64	15.7	76.1
8. WILLOUGHBY, Ron-UB	Jr	11	50	771	9	49	15.4	70.1
9. WILLIAMS, Jord.-BALL	Fr	11	56	753	6	44	13.4	68.5
10. JONES, Corey-TOLEDO	So	13	68	842	5	69	12.4	64.8

TOTAL OFFENSE	Cl	G	Rush	Pass	Plays	Total	Yds/G
1. Frohnapfel, B.-UMASS	Jr	10	-84	3345	478	3261	326.1
2. HENDRIX, Andrew-MU	Sr	12	324	3280	615	3604	300.3
3. TERRELL, Zach-WMU	So	13	264	3443	446	3707	285.2
4. LICATA, Joe-UB	Jr	11	-6	2647	379	2641	240.1
5. RUSH, Cooper-CMU	So	13	-51	3157	428	3106	238.9
6. REARDON, Colin-KENT	So	11	148	2466	459	2614	237.6
7. KNAPKE, James-BGSU	So	14	136	3173	550	3309	236.4
8. MILAS, Jack-BALL	Fr	6	96	1302	236	1398	233.0
9. HARE, Drew-NIU	So	14	900	2322	485	3222	230.1
10. POHL, Kyle-AKRON	Jr	10	18	2189	429	2207	220.7

SCORING	Cl	G	TD	FG	XPT	2XP	Pts	Pts/G
1. FRANKLIN, J-WMU	Fr	13	25	0	0	0	150	11.5
2. HUNT, Kareem-TOLEDO	So	10	16	0	0	0	96	9.6
3. SECOR, Scott-BALL	Fr	12	0	25	34	0	109	9.1
4. DETMER, Jeremiah-TOLEDO	Sr	13	0	17	57	0	108	8.3
5. TATE, Tyler-BGSU	Jr	14	0	23	45	0	114	8.1
6. DAVIS, Titus-CMU	Sr	10	13	0	0	0	78	7.8
7. DAVIS, Corey-WMU	So	12	15	0	0	0	90	7.5
8. HALDEMAN, A-WMU	Jr	13	0	14	51	0	93	7.2
9. RAWLS, Thomas-CMU	Sr	9	10	0	0	0	60	6.7
10. TAYLOR, Anthone-UB	Jr	11	12	0	0	0	72	6.5

SCORING (TDs)	Cl	G	TD	Run	Pass	Ret	Pat	Pts	Avg/G
1. FRANKLIN, J-WMU	Fr	13	25	24	1	0	0	150	11.5
2. HUNT, Kareem-TOLEDO	So	10	16	16	0	0	0	96	9.6
3. DAVIS, Titus-CMU	Sr	10	13	0	13	0	0	78	7.8
4. DAVIS, Corey-WMU	So	12	15	0	15	0	0	90	7.5
5. RAWLS, Thomas-CMU	Sr	9	10	10	0	0	0	60	6.7
6. TAYLOR, Anthone-UB	Jr	11	12	12	0	0	0	72	6.5
7. GREENE, Travis-BGSU	Jr	12	13	12	1	0	0	78	6.5
8. STINGILY, Camer-NIU	Sr	13	14	14	0	0	0	84	6.5
9. Abrokwhah, S.-UMASS	So	8	8	7	1	0	0	48	6.0
EDWARDS, Jahwan-BALL	Fr	12	12	12	0	0	0	72	6.0

SCORING (KICK)	Cl	G	PAT	FG	Pts	Avg/G
1. SECOR, Scott-BALL	Fr	12	34-35	25-30	109	9.1
2. DETMER, Jeremiah-TOLEDO	Sr	13	57-59	17-22	108	8.3
3. TATE, Tyler-BGSU	Jr	14	45-48	23-29	114	8.1
4. HALDEMAN, A-WMU	Jr	13	51-56	14-17	93	7.2
5. YAZDANI, Josiah-OHIO	Jr	12	27-27	17-26	78	6.5
6. STEIN, Robert-AKRON	Jr	12	27-27	13-16	66	5.5
7. CLARKE, Patrick-UB	Sr	11	41-44	6-14	59	5.4
8. EAVEY, Brian-CMU	Fr	12	40-42	8-9	64	5.3
9. PATTERSON, K.-MU	So	12	31-32	9-13	58	4.8
10. MELCHIORI, A.-KENT	Jr	11	16-18	10-18	46	4.2

PUNT RETURN AVG	Cl	G	No.	Yds	TD	Long	Avg/G
-----------------	----	---	-----	-----	----	------	-------

KICK RETURN AVG	Cl	G	No.	Yds	TD	Long	Avg/G
1. PHILLIPS, D-WMU	Fr	12	30	792	1	93	26.4
2. PATTERSON, Eric-BALL	Fr	9	23	570	0	61	24.8
3. CAMPBELL, Devin-UB	Jr	10	28	653	0	69	23.3
4. COLEMAN, Amari-CMU	Fr	10	21	466	0	50	22.2
5. WILCHER, Kishon-TOLEDO	So	13	29	638	0	77	22.0
6. PATTERSON, Daz'-OHIO	Jr	12	24	526	0	45	21.9
7. CALHOUN, Ernest-KENT	So	11	34	708	0	41	20.8
8. ALLEN, Tyler-EMU	Sr	11	34	614	0	37	18.1





# 2014 REVIEW • MAC INDIVIDUAL STATS

2014 REVIEW

TACKLES (All positions)						
	Cl	G Pos	Solo	Ast	Total	Avg/G
1. HOLLEY, Nate-KENT	So	11	75	62	137	12.5
2. Santos-Knox, J.-UMASS	Jr	12 LB	53	90	143	11.9
3. IBE,GREAT-EMU	Jr	12 LB	69	64	133	11.1
4. Andre, S.-UMASS	Sr	12 LB	38	90	128	10.7
5. CHEROCCI, J.-CMU	Sr	13 LB	59	58	117	9.0
6. JOHNSON, Kevin-EMU	Sr	11 DB	60	37	97	8.8
SKINNER, Lee-UB	Sr	11 LB	45	52	97	8.8
8. ITALIANO, J.-KENT	Jr	11	48	48	96	8.7
9. INGLE, Ben-BALL	Fr	10	35	52	87	8.7
10. JONES, Jarrell-MU	Sr	9 DB	48	27	75	8.3
11. BROWN, Jatavis-AKRON	Jr	12 LB	65	34	99	8.2
12. MARTIN, Gabe-BGSU	Sr	14 LB	54	61	115	8.2
13. ZAPPONE, A.-EMU	So	11 LB	42	48	90	8.2
14. HARDING, Heath-MU	So	12 DB	74	24	98	8.2
Colton, J.-UMASS	Jr	12 DB	43	55	98	8.2
16. DELLINGER, Matt-KENT	Jr	11 LB	37	52	89	8.1
17. CURRIE, Justin-WMU	Sr	13 SS	69	36	105	8.1
18. DEPALMA, Grant-WMU	Jr	13 LB	58	44	102	7.8
19. SYLVESTRE, J.-TOLEDO	Sr	13 LB	58	42	100	7.7
20. KERN, Kent-MU	Jr	9 LB	46	23	69	7.7
21. RYAN, Zack-BALL	Fr	12	35	56	91	7.6
22. SUTTON, Brian-BGSU	Sr	14 DB	59	45	104	7.4
23. POLING, Quentin-OHIO	Fr	12 LB	57	32	89	7.4
24. BECK, Jason-EMU	Fr	12 DB	42	44	86	7.2
25. REDDEN, Adam-UB	Sr	11 DB	57	21	78	7.1
26. MOORE,Marlon-NIU	Jr	14	49	50	99	7.1
27. WARD, Ryland-BGSU	Sr	12 DB	47	32	79	6.6
28. MARCH, Justin-AKRON	Sr	11 LB	42	30	72	6.5
29. BROWN, C.-BALL	Fr	8	21	31	52	6.5
30. LEMON,Rasheen-NIU	Jr	14 LB	56	34	90	6.4
31. DONLAN, Joe-MU	Jr	12 LB	48	29	77	6.4
32. BUSH, Ray-TOLEDO	Sr	13 LB	43	39	82	6.3
33. Messiah, K.-UMASS	Jr	11 LB	24	45	69	6.3
34. DURANTE,Dechan-NIU	Sr	14	55	32	87	6.2
35. ROLLINS, Q.-MU	Sr	12 DB	53	19	72	6.0
SHERRY, Witney-UB	Sr	11 DB	30	36	66	6.0
37. VOSS, Trent-TOLEDO	Jr	13 DE	38	39	77	5.9
38. ADJEI-BARIMAH-BGSU	Sr	14 DB	56	26	82	5.9
39. REFUGE, Elcee-KENT	So	10 DB	32	26	58	5.8
40. ANNESE, Tony-CMU	So	13 DB	49	25	74	5.7
41. ISHMAEL-WMU	Sr	13 LB	46	27	73	5.6
42. Jette, R.-UMASS	Jr	12 DB	39	28	67	5.6
JOHNSON, Jovon-OHIO	Jr	12 LB	43	24	67	5.6
44. LOGAN, Paris-NIU	Jr	14 CB	51	26	77	5.5
MIZELL, C.J.-AKRON	Sr	12 LB	41	25	66	5.5
46. PATTERSON, Eric-BALL	Fr	9	37	12	49	5.4
47. AYERS, Michael-BALL	Fr	12	29	36	65	5.4
48. MAYS, Boomer-NIU	Jr	14 LB	34	41	75	5.4
49. O'CONNOR, Pat-EMU	Jr	12 DL	27	37	64	5.3
50. STOCKMAN, Jake-UB	Sr	11 LB	30	27	57	5.2

SACKS						
	Cl	G Pos	Solo	Ast	Total	Avg/G
1. THOMAS, Bryan-BGSU	Sr	14 DL	6	2	8.0	0.57
2. O'CONNOR, Pat-EMU	Jr	12 DL	6	3	7.5	0.62
3. MEEHAN, Jason-NIU	Sr	14 DE	6	2	7.0	0.50
4. REDDEN, Adam-UB	Sr	11 DB	6	1	6.5	0.59
5. ALBRIGHT, B.-MU	Jr	12 DL	5	2	6.0	0.50
6. JONES, Orion-TOLEDO	Jr	13 DT	6	0	6.0	0.46
7. SMITH, C-WMU	Jr	12 DL	5	1	5.5	0.46
8. FORD, Perez-NIU	Jr	14 DE	3	4	5.0	0.36
9. BASHAM, Tarell-OHIO	So	12 DL	4	2	5.0	0.42
CAPI, Nordly-AKRON	Sr	12 DL	5	0	5.0	0.42
POLING, Quentin-OHIO	Fr	12 LB	5	0	5.0	0.42
LANE, Jerome-AKRON	Fr	12 LB	5	0	5.0	0.42
JONES, J'Terius-MU	So	12 DL	4	2	5.0	0.42
14. OKAFOR, Nmesoma-AKRON	Sr	12 DL	4	1	4.5	0.38
15. VOSS, Trent-TOLEDO	Jr	13 DE	4	1	4.5	0.35
16. SPILLANE, R-WMU	Fr	13 LB	4	0	4.0	0.31
17. BROWN, Jatavis-AKRON	Jr	12 LB	4	0	4.0	0.33
18. SERPA, Blake-CMU	Jr	13 DL	4	0	4.0	0.31
CHEROCCI, J.-CMU	Sr	13 LB	4	0	4.0	0.31
20. SMITH, Darnell-BALL	Fr	12	4	0	4.0	0.33

TACKLES FOR LOSS						
	Cl	G Pos	Solo	Ast	Total	Avg/G
1. MARTIN, Gabe-BGSU	Sr	14 LB	13	10	18.0	1.29
2. VOSS, Trent-TOLEDO	Jr	13 DE	12	6	15.0	1.15
3. THOMAS, Bryan-BGSU	Sr	14 DL	11	8	15.0	1.07
4. BROWN, Jatavis-AKRON	Jr	12 LB	12	5	14.5	1.21
5. REDDEN, Adam-UB	Sr	11 DB	12	5	14.5	1.32
6. O'CONNOR, Pat-EMU	Jr	12 DL	10	8	14.0	1.17
7. SERPA, Blake-CMU	Jr	13 DL	12	1	12.5	0.96
8. IBE,GREAT-EMU	Jr	12 LB	6	10	11.0	0.92
9. CAPI, Nordly-AKRON	Sr	12 DL	9	3	10.5	0.88
JOHNSON, Jovon-OHIO	Jr	12 LB	9	3	10.5	0.88
11. JONES, Orion-TOLEDO	Jr	13 DT	8	4	10.0	0.77
OSTMAN, Joe-CMU	So	13 DL	8	4	10.0	0.77
13. MEEHAN, Jason-NIU	Sr	14 DE	8	3	9.5	0.68
14. SYLVESTRE, J.-TOLEDO	Sr	13 LB	6	7	9.5	0.73
HESTER, Treyvon-TOLEDO	So	13 DT	6	7	9.5	0.73
16. ZAPPONE, A.-EMU	So	11 LB	6	6	9.0	0.82
17. MAYS, Boomer-NIU	Jr	14 LB	7	4	9.0	0.64
18. ISHMAEL-WMU	Sr	13 LB	8	2	9.0	0.69
19. FORD, Perez-NIU	Jr	14 DE	6	6	9.0	0.64
20. BUSH, Ray-TOLEDO	Sr	13 LB	6	5	8.5	0.65



***BGSU HISTORY***





## BGSU HISTORY • FALCON TRADITION



Scott Mruczkowski and Mike Thaler celebrate the Falcons' 28-24 Motor City Bowl win over Northwestern in 2003. It marked the first-time in MAC history that a league school ever faced a Big Ten opponent in the post-season.

Since Frederick G. Beyerman, an instructor in the physical education department and the first athletic director, announced in July 1919 that Bowling Green State Normal College would field an intercollegiate football team, a rich tradition has developed.

From that very first team, to the first squad to go unbeaten in 1928, to the first perfect record of the 1959 national college division champions, to back-to-back seasons of nationally-ranked football across the new millennium.

From former head coach Warren Steller, to Max Minnich – the first BGSU player to be drafted by a professional team. To Fred Durig – the first All-America selection – to legendary head coach Doyt Perry. To Paul Miles, the only football player ever to have his jersey retired, to Dave Preston, the career rushing leader. To record-setting quarterback Brian McClure, to head coach Dave Clawson, to Freddie Barnes – a 2009 Biletnikoff finalist and the NCAA record holder for catches in a season (155), the Bowling Green State University football program has a tradition as rich as any in the Mid-American Conference.

Since 19 of the 30 males enrolled at Normal College banded together to form that first team, many different figures have combined to mold the lore of football at BGSU.

The program got off to a rocky start losing its first seven games played. Franklin Skibbie scored the first touchdown with BG's only points in the 10-6 loss to Findlay in the 1920 season opener. That team would post a 7-0 win over Kent State Normal College (Kent State) in the season finale to record the first win.

The 1921 squad was the first to win a conference title, capturing the Northwest Conference championship with wins over Defiance, Findlay, and Toledo. BG posted a shutout of Findlay, scoring a school-record 151 points in one of the most talked-about games in school history. In the season opener against Kent State, played behind what is now Ridge Street School, the Falcons played possibly the quietest game in school history. All fans were prohibited from making noise because of an illness in the neighborhood.

The following season, BG held its first homecoming game on Nov. 4, 1922, which was played at the Fairgrounds. Bowling Green and Toledo battled to a 6-6 tie.

After having a different coach in each of its first five seasons, Warren Steller was selected to coach the 1924 squad, the beginning of a very successful 11-year tenure, the second-longest in school history. Steller was the first BGSU head coach to have an assistant when Paul Landis was hired in 1925.

Led by Chet Chapman, the first BG player to earn first team All-Ohio honors, the 1928 team posted the first unbeaten record while allowing just 18 points in seven games.

In 1936, the federal government offered to help Bowling Green financially in the construction of a new football stadium and the Board of Trustees accepted the offer. University Stadium was dedicated on Oct. 23, 1937 and served as the home of Falcon football until 1966 when Doyt L. Perry Stadium was built. University Stadium was located in what is now the center of campus directly west of Jerome Library.

In 1941, Robert Whittaker was named the head coach at Bowling Green after compiling an 11-year record of 89-19-2 at Sandusky High School. Whittaker's first of his 14 teams (the longest tenure in school history) tied Case Western Reserve for the Ohio Conference title and was thought to be one of the best teams ever, scoring 173 while allowing just 40.

After back-to-back losing seasons in 1953 and 1954, Doyt Perry began his legendary career as the Falcon head coach in 1955 and made an immediate impact. BG posted a 7-1-1 record, scoring 224 points while allowing only 53. This came on the heels of a 2-7 record the previous season.



Brian McClure is one of only two players in MAC history (both from BG) to earn league MVP honors twice.

Perry, whose teams never lost more than two games in any of his 10 seasons, led his 1959 team to the first perfect record in school history at 9-0-0. In the process, the Falcons were named the mythical small college national champions by the Washington, D.C. Touchdown Club.

BG's closest game that season was a Mid-American Conference victory at Ohio University by a 13-9 count to wrap up the perfect season and national honor.

The following season, BG came within one game of repeating as national champions, losing



1919 - First BGSU Football Team

Seated (l to r): Claitus Stough, Lester Stough, Tom Noyes, Lawrence Johnson, Dallas Lawrence, Kenton Moore, Ralph Schaller, head coach John Stitt. Middle row (l to r): Herbert Gillespie, Dallas March, Robert Vail, Orville Raberding, Dale Treese (Capt.), Ivan Lake, Gurney Fry. Standing (l to r): Charles Clucas, Royal Chamberlain, Clive Treece, Frank Clarke, Herbert Troyer.



# BGSU HISTORY • FALCON TRADITION



Urban Meyer served as head coach for the Falcons in 2001 and 2002 and guided BGSU to a 17-6 record and a No. 16 ranking in the ESPN/USA Today Coaches Poll in 2002.

only to OU by a score of 14-7. The Bobcats would claim top national honors that year.

In 1961, Bowling Green played in its first bowl game, the Mercy Bowl at the Los Angeles Coliseum. The game against Fresno State was played to raise money to help the families of 16 members of the Cal Poly San Luis Obispo football team. The 16 players perished in a plane crash shortly after takeoff from Toledo Express Airport after a 1960

game against BG. The game netted \$170,000 for the memorial fund.

The arrival of a skinny, much-heralded quarterback from Ravenna, Ohio in 1982 signaled the beginning of an 11-year period in which the Falcons would make four bowl appearances.

The quarterback was Brian McClure and all he would do in the next four seasons was lead the Falcons to a 34-12 record, and a 19-1 record at home. McClure also led the Orange and Brown to two bowl games, and become only the second quarterback in NCAA history to pass for over 10,000 yards.

He became the starter in the third game of his freshman season, and despite missing the last two games of the regular season, he became the first freshman to be named a first-team all-league quarterback.

He would rewrite the BG and MAC record books before his career was over, setting five NCAA records as well. McClure still holds numerous school and MAC records.

In 1991, Gary Blackney was tabbed as the 14th head football coach, and much like the arrival of McClure, he made an immediate impact on the program. In his first season, he took a team which compiled a 3-5-2 mark the previous season and molded them into an 11-1 squad, going undefeated in the MAC while winning the program's first bowl game.

The following season was more of the same, as the Falcons were again perfect in league play. A win over Nevada in the first Las Vegas Bowl made it back-to-back bowl victories. The 1993 squad would



One of the most significant wins in school history was the 17-13 victory over 18th-ranked Purdue in 1972. A fourth quarter field goal by Don Taylor was the difference for Coach Don Nehlen and his Falcons.

extend the conference winning streak to a league-record 19 games, while going unbeaten in the first 22 MAC games of Blackney's tenure.

Urban Meyer took over the reins of the Falcon program in 2001 and engineered the top turnaround in the FBS. The Falcons opened the Meyer era with an impressive road win at Missouri and followed that up with wins over Buffalo and Temple, surpassing their victory total of the previous year.

BGSU posted its first winning season since 1994 when it reeled off three straight wins to end the season. The Falcons' 43-42 victory at Northwestern made them the first MAC team to ever defeat three teams from BCS conferences in a single season. The Falcons ended the season six days later with a 56-21 pasting of MAC champion Toledo.

In 2002, BGSU roared to an 8-0 start, including wins over Missouri and Kansas and were ranked in both the AP and Coaches polls at the same time for the first time in school history.

Meyer's offensive coordinator, Gregg Brandon, took over as head coach in December of 2002. And guided the Falcons to their first-ever MAC



On Oct. 24 and 25, 2003, ESPN's College Gameday made its home south of Doyt L. Perry Stadium. That marked the first, and only, time in MAC history that the nation's most watched college football pre-game show visited a league venue.





## BGSU HISTORY • FALCON TRADITION



*Paul Miles is second on the BG career rushing list with 3,238 yards while he is also the only football player to have his number retired. At the time of his graduation, he was only the third running back in NCAA history to rush for 1,000 yards in three consecutive seasons.*

West title and Motor City Bowl championship. That team finished ranked in the top 25 (No. 23) in both major polls at the end of a season for the first time in school history.

One player who links Blackney, Meyer and Brandon was All-American quarterback Josh Harris. The Westerville, Ohio native came to BGSU with the intention of sitting out the 2000 season as a redshirt, but was pressed into duty when injuries decimated the Falcon backfield. Serving as a running back and kick returner for the bulk of the season, Harris showed signs of greatness in glimpses, and even started his first career game on ESPN against Toledo.

Meyer took over the program the following season and inserted Harris into the starting lineup for good in the ninth game of the season and watched his team win 11 straight games over the next two seasons to earn its first national ranking since 1985. The Motor City Bowl MVP guided the Falcons to a 6-1 record in three seasons as a starter against BCS competition.

The 2003 season gave BGSU its highest national profile and elevated the program to new heights. Longtime Falcon fans have viewed the program's 1972 win over the Boilermakers as one of the biggest in BGSU history.

Well, lightning strikes twice. While Purdue entered the day ranked No. 16 with BCS aspirations, the Falcons kept the ballgame close throughout. BGSU converted twice on fourth down, capped by a 32-yard miracle pass-and-catch from Harris to Charles Sharon with 2:08 remaining to post a 27-26 win.

The Falcons were back into the national

spotlight with a No. 23 ranking by the AP, and a showdown with undefeated and No. 12 Northern Illinois showed so much promise that ESPN's College Gameday made Bowling Green its home for the weekend. For the first time in 20 years, Doyt Perry Stadium was sold out and the game was shown on ESPN2.

All-American Janssen Patton set an NCAA record by picking off three passes in a game for the third time in his career. Harris directed the BGSU offense flawlessly, as the Falcons prevailed by a score of 34-18 in just the second-ever regular season meeting between two nationally-ranked MAC schools. The Falcons would spend the next seven weeks in both national polls and were ranked 24th in the final BCS standings.

In what would be one of the most meaningful games in the history of the BGSU-Toledo rivalry, another sellout crowd would witness the first meeting in which the two schools played the final game of the regular season for an outright championship.

The Falcons rallied in the fourth quarter in front to post a 31-23 win over arch-rival Toledo. That would secure the Falcons' first-ever MAC Championship Game appearance at home against No. 12 Miami.

In the MAC's first battle with the Big Ten in post-season play, Harris earned MVP honors completing a bowl-record 38 passes, as the Falcons registered a 28-24 win over Northwestern. The victory allowed the Falcons to finish the 2003 season in both the AP and Coaches polls for the second time in program history.

In 2004, BGSU once again enjoyed the national spotlight when they opened the season on the road at Oklahoma in a game that was televised by ABC. While the Falcons fell 40-24 to a team which would play for the national title, a new era was ushered in that day.

Sophomore quarterback Omar Jacobs, in his first collegiate start, would hold his own that day with Heisman Trophy winner Jason White. Jacobs



*Coach Gregg Brandon and assistant coach Dennis Springer celebrate the Falcons' 27-26 win over No. 16 Purdue.*



*The Mid-American Conference title won by the 1991 team was the first of two consecutive championships. The 1991 team won all eight of its MAC games, the first of what would turn into a league-record 19-game winning streak.*

would go on to earn All-American honors and MAC Offensive Player of the Year recognition after throwing for a national-best 41 TD passes. He completed 309-of-462 passes for a BGSU record 4,002 yards.

Following a 1-2 start, BGSU erupted for a 70-16 victory at Temple, won their next seven games, and were ranked by both AP and ESPN for the third straight year.

BGSU would earn its second straight bowl berth and played Memphis in the GMAC Bowl. In its first game ever against a Conference USA opponent, Jacobs would throw for five TDs and 365 yards and the Falcon defense would limit the Tigers to seven points in the second half as BGSU won, 52-35. The Falcons were one of a MAC-record five teams selected to participate in a post-season contest.

BGSU began the 2005 season ranked 23rd by Sports Illustrated and Jacobs was featured in ESPN The Magazine.

In 2007, the Falcons were picked to finish fifth in the Mid-American Conference East Division. But following a 32-31 win over Minnesota to open




*Charles Sharon hauls in this 32-yard touchdown pass with 2:08 left in BGSU's upset win over Purdue in 2003.*





# BGSU HISTORY • FALCON TRADITION



All-American quarterback Josh Harris takes a 48-yard TD pass from Cole Magnier in the Falcons' 2003 win over Toledo. Harris was responsible for more than 100 TDs during his career.

the season, the Falcons rolled to a MAC East co-Division championship. Bowling Green went 6-2 in the MAC, and advanced to its third bowl game in five seasons. The Falcons finished 8-5 in 2007.

The 2008 Falcons opened the season with a bang, downing No. 25 Pittsburgh, 27-17, for the Falcons' first win over a ranked team since 2003. That same season, the Orange and Brown hosted Minnesota, marking the first time in school history that a Big Ten team ventured into Doyt Perry Stadium. BGSU finished the 2008 season with a 6-6 record, ushering in a new era with the hiring of Dave Clawson on Dec. 12, 2008.

Clawson's first year was a memorable one, and the Falcons opened the year with a 31-14 win versus Troy. While finishing 6-2 in the MAC and advancing to the 2009 Humanitarian Bowl, Clawson helped lead an offense that helped Freddie Barnes record 155 catches in 13 games. That



All-American quarterback Omar Jacobs set an NCAA record by throwing 41 TD passes with just four interceptions in 2004. He was named MVP of the 2004 GMAC Bowl as BGSU defeated Memphis, 52-35.

total established a new NCAA record, breaking the old mark of 142 that was held by Manny Hazard (Houston) since 1989.

Barnes' top moment came on Oct. 10, 2009 at Kent State when he caught 22 passes for 278 yards, one catch shy of the all-time NCAA record. Barnes was a finalist for the Fred Biletnikoff Award that season, given to the nation's top wide receiver.

After three seasons of rebuilding in which the Falcons went from 2-10 (2010) to 5-7 (2011) to 8-5 (2012) and a loss in the Military Bowl to San Jose State, the Falcons were primed to make a run at the Mid-American Conference title.

Bowling Green opened the 2013 season with two straight wins, before suffering their only double-digit loss of the season at Indiana. The Falcons would bounce back with three straight wins at home to improve to 5-1. After a one-point loss on the road at Mississippi State and a three-point loss at home to Toledo, Bowling Green was just 5-3. The Falcons would close the regular season with four straight wins to advance to the MAC Championship Game against undefeated




Tyler Sheehan finished his career with a 64.7 percent completion percentage, best in school history, while adding 10,117 yards and 70 touchdowns in three years as the Falcons' starting QB.

Northern Illinois, who was ranked No. 14 in the country.

The Falcons would defeat NIU, 47-27, to win their 11th MAC Championship and first since 1992. BGSU would advance to the Little Caesars Pizza Bowl to play ACC-foe Pittsburgh.

On December 18, 2013, after the departure of Clawson to Wake Forest, Director of Athletics D. Christopher Kingston announced the hiring of Dino Babers as the 18th Head Football Coach in Bowling Green State University history.

In his first season at the helm, Babers led the Falcons to an impressive 8-6 record and a MAC East Championship. The Falcons won their first bowl game in 10 seasons – a 33-28 triumph over South Alabama in the inaugural Raycom Media Camellia Bowl. Among the season's other highlights were a 45-42 victory over Indiana – BGSU's first win over a Big Ten Conference opponent at Doyt L. Perry Stadium.



Lee Corso (left) and Kirk Herbstreit were part of the ESPN team which broadcast the 2003 MAC Championship game from Doyt Perry Stadium.






# BGSU HISTORY • YEAR-BY-YEAR RECORDS



Bowling Green won their first Bowl game in 10 seasons with a 33-28 triumph over South Alabama in the Inaugural Raycom Media Camellia Bowl on Dec. 20, 2014.



Matt Johnson was named MVP of the MAC Championship Game after passing for 393 yards and a Championship Game record 5 TDs.



All-American wide receiver Freddie Barnes caught 155 passes in 2009, smashing the previous NCAA mark (142) for catches in a season.

Year	Record	Year	Record
1919	0-3-0	1971	6-4-0 (4-1 MAC, 2nd)
1920	1-4-0	1972	6-3-1 (3-1-1 MAC, 2nd)
1921	3-1-1	1973	7-3-0 (2-3 MAC, 3rd)
<b>Northwest Conference Champions</b>		1974	6-4-1 (2-3 MAC, 5th)
1922	4-2-1	1975	8-3-0 (4-2 MAC, 3rd)
<b>Northwest Conference Champions</b>		1976	6-5-0 (4-3 MAC, 5th)
1923	3-5-0	1977	5-7-0 (4-3 MAC, 5th)
1924	3-4-0	1978	4-7-0 (3-5 MAC, 5th)
1925	3-1-3	1979	4-7-0 (3-5 MAC, 8th)
<b>Northwest Conference Champions</b>		1980	4-7-0 (4-4 MAC, 6th)
1926	4-3-1	1981	5-5-1 (5-3-1 MAC, 4th)
1927	5-1-1	1982	7-5-0 (7-2, MAC)
1928	5-0-2	<b>Mid-American Conference Champions</b>	
<b>Northwest Conference Champions</b>		1983	8-3-0 (7-2 MAC, 2nd)
1929	4-2-1	1984	8-3-0 (7-2 MAC, 2nd)
<b>Northwest Conference Champions</b>		1985	11-1-0 (9-0 MAC)
1930	6-0-2	<b>Mid-American Conference Champions</b>	
1931	3-1-4	1986	5-6-0 (5-3 MAC, 2nd)
1932	3-3-1	1987	5-6-0 (5-3 MAC, 2nd)
1933	2-3-2	1988	2-8-1 (1-6-1 MAC, 8th)
1934	2-3-2	1989	5-6-0 (5-3 MAC, 5th)
1935	1-6-0	1990	3-5-2 (2-4-2 MAC, 6th)
1936	4-2-3	1991	11-1-0 (8-0 MAC)
1937	3-4-1	<b>Mid-American Conference Champions</b>	
1938	3-2-3	<b>California Raisin Bowl Champions</b>	
1939	6-1-1	1992	10-2-0 (8-0 MAC)
1940	3-4-1	<b>Mid-American Conference Champions</b>	
1941	7-1-1	<b>Las Vegas Bowl Champions</b>	
1942	6-2-1	1993	6-3-2 (5-1-2 MAC, 3rd)
1943	5-3-1	1994	9-2-0 (7-1 MAC, 2nd)
1944	5-3-0	1995	5-6-0 (3-5 MAC, 6th)
1945	4-3-0	1996	4-7-0 (3-5 MAC, 6th)
1946	5-3-0	1997	3-8-0 (3-5 MAC, 4th*)
1947	5-5-0	1998	5-6-0 (5-3 MAC, 3rd*)
1948	8-0-1	1999	5-6-0 (3-5 MAC, 5th*)
1949	4-5-0	2000	2-9-0 (2-6 MAC, T-6th*)
1950	3-4-2	2001	8-3-0 (5-3 MAC, T-2nd*)
1951	4-4-1	2002	9-3-0 (6-2 MAC, 3rd#)
1952	7-2-0 (2-2 MAC, 4th)	2003	11-3-0 (7-1 MAC, 1st#)
1953	1-8-0 (0-4 MAC, 7th)	<b>MAC West Champions</b>	
1954	2-7-0 (0-6, MAC, 8th)	<b>Motor City Bowl Champions</b>	
1955	7-1-1 (4-1-1 MAC, 2nd)	2004	9-3-0 (6-2 MAC, 3rd#)
1956	8-0-1 (5-0-1 MAC)	<b>GMAC Bowl Champions</b>	
<b>Mid-American Conference Champions</b>		2005	6-5-0 (5-3 MAC, T-1st*)
1957	6-1-2 (3-1-2 MAC, 3rd)	2006	4-8-0 (3-5 MAC, T-3rd*)
1958	7-2-0 (4-2 MAC, 3rd)	2007	8-5-0 (6-2 MAC, T-1st*)
1959	9-0-0 (6-0 MAC)	<b>MAC East Champions</b>	
<b>Mid-American Conference Champions</b>		<b>GMAC Bowl Appearance</b>	
<b>National College Division Champions</b>		2008	6-6-0 (4-4 MAC, T-2nd*)
1960	8-1-0 (5-1 MAC, 2nd)	2009	7-6 (6-2 MAC, T-2nd*)
1961	8-2-0 (5-1 MAC)	<b>Humanitarian Bowl Appearance</b>	
<b>Mid-American Conference Champions</b>		2010	2-10 (1-7 MAC, 6th*)
1962	7-1-1 (5-0-1 MAC)	2011	5-7 (3-5 MAC, T-4th*)
<b>Mid-American Conference Champions</b>		2012	8-5 (6-2 MAC, 2nd)
1963	8-2-0 (4-2 MAC, 3rd)	<b>Military Bowl Appearance</b>	
1964	9-1-0 (5-1 MAC)	2013	10-4 (7-1 MAC, 1st)
<b>Mid-American Conference Champions</b>		<b>MAC East Champions</b>	
1965	7-2-0 (5-1 MAC)	<b>MAC Champions</b>	
<b>Mid-American Conference Champions</b>		<b>Little Caesars Pizza Bowl Appearance</b>	
1966	6-3-0 (4-2 MAC, 3rd)	2014	8-6 (5-3 MAC, 1st)
1967	6-4-0 (2-4 MAC, 5th)	<b>MAC East Champions</b>	
1968	6-3-1 (3-2-1 MAC, 3rd)	<b>Camellia Bowl Champions</b>	
1969	6-4-0 (4-1 MAC, 2nd)	<b>Conference Affiliation</b>	
1970	2-6-1 (1-4 MAC, 5th)	Northwest Conference (1921-31)	
		Ohio Conference (1933-41)	
		Mid-American Conference (1952-pr.)	
		* East Division	
		# West Division	





# BGSU HISTORY • ALL-AMERICANS



Fred Durig, FB  
1952  
College Division



James Ladd, E  
1953  
College Division



Jack Hecker, E  
1955  
College Division



Jack Giroux, FB  
1956  
College Division



Tim Murnen, G  
1957  
College Division



Bernie Casey, HB  
1959  
College Division



Bob Zimpfer, T  
1959  
College Division



Mike Weger, DB  
1965  
Division I  
AP 3rd Team



Dave Preston, HB  
1975  
Division I  
Churchman's 2nd Team



Mark Miller, QB  
1977  
Division I  
Football News  
Argosy



Andre Young, DT  
1982  
Division I-AA  
1st Team



Martin Bayless, DB  
1983  
Division I-A  
AP 3rd Team



Cris Shale, P  
1990  
Division I-A  
AFCA 1st Team  
Football News 1st Team  
AP 1st Team  
UPI 2nd Team  
Sporting News 2nd Team




Brian Leaver, PK  
1994  
Division I-A  
Football News 1st Team  
AP 1st Team



Brandon Hicks, NG  
2001  
Division I-A  
Sporting News  
4th Team  
MAC Defensive Player of  
the Year



Janssen Patton, CB  
2003  
Division I-A  
CNNI.com  
3rd Team  
Collegefootballnews.com  
Honorable Mention



Josh Harris, QB  
2003  
Division I-A  
Collegefootballnews.com  
Honorable Mention



Omar Jacobs, QB  
2004  
MAC Offensive POY  
Division I-A  
CNNI.com  
Honorable Mention




Chris Bullock, RB  
2006  
SportingNewsFreshmanAll-  
American, Third Team



Freddie Barnes, WR  
2009  
FWAA, First Team



Anthon Samuel, RB  
2011  
Phil Steele Freshman All-  
American, Third Team



Chris Jones, DT  
2012  
FWAA, First Team





# BGSU HISTORY • ALL-AMERICANS

## BASEBALL

1970-John Knox, 2B  
1977-Larry Owen, C  
1978-Chuck Black, 2B  
1994-Rob Kallage, DH  
1997-Andy Smith, P  
1998-Jeff Hundley, P  
2002-Kelly Hunt, 1B  
2002-Corey Loomis, 2B  
2003-Kelly Hunt, 1B  
2005-Nolan Reimold, OF

## MEN'S BASKETBALL

1945-Wyndol Gray  
1946-Don Otten  
1949-Mac Otten  
1950-Charlie Share  
1954-Al Bianchi  
1954-Jim Gerber  
1960-Jim Darrow  
1963-Nate Thurmond  
1964-Howard Komives  
1968-Walt Piatkowski  
1973-Cornelius Cash  
1977-Tommy Harris  
1984-David Jenkins  
1997-Antonio Daniels  
2001-Keith McLeod

## MEN'S CROSS COUNTRY

1968-Sid Sink  
1969-Sid Sink, team  
1970-Sid Sink, team  
1971-Dave Wottle, team  
1972-Craig McDonald, team  
1974-Tim Zumbaugh

## FOOTBALL

1952-Fred Durig, FB  
1953-James Ladd, E  
1955-Jack Hecker, E  
1956-Jack Giroux, FB  
1957-Tim Murnan, G  
1959-Bernie Casey, HB  
1959-Bob Zimpfer, T  
1965-Mike Weger, DB  
1975-Dave Preston, HB  
1977-Mark Miller, QB  
1982-Andre Young, DT  
1983-Martin Bayless, DB  
1990-Cris Shale, P  
1994-Brian Leaver, PK  
2001-Brandon Hicks, NG  
2003-Janssen Patton, CB  
2003-Josh Harris, QB  
2004-Omar Jacobs, QB  
2009-Freddie Barnes, WR  
2012-Chris Jones, DT

## MEN'S GOLF

1973-Ken Walters  
1974-Ken Walters

## GYMNASTICS

1999-Marry Oestreg

## ICE HOCKEY

1978-Ken Morrow  
1982-George McPhee  
1982-Brian MacLellan  
1982-Brian Hills  
1983-Brian Hills  
1984-Dan Kane  
1984-Garry Galley  
1986-Gary Kruzich  
1986-Jamie Wansbrough  
1987-Gary Kruzich  
1988-Nelson Emerson  
1988-Scott Paluch  
1989-Greg Parks  
1990-Nelson Emerson  
1990-Rob Blake  
1994-Jeff Wells  
1995-Brian Holzinger  
1995-Kelly Perrault

## LACROSSE

1967-Pete Farrell  
1967-Ed Hendrick  
1968-Pete Farrell  
1969-Pete Farrell  
1969-Chuck Winters  
1969-John Dohms  
1970-John Brizendine  
1970-Joe Zimmerman  
1970-Bill Burch  
1970-John Dohms  
1971-John Brizendine  
1972-Laddie Horyl  
1972-Lauri Turevon  
1973-Mike Wilcox  
1973-Bob Decker  
1974-Mike Wilcox  
1974-Vern Zabek  
1975-Mike Wilcox  
1976-Jeff Woloshyn  
1979-Tom McNicholas

## MEN'S SOCCER

1972-Dave Dyminski, B  
1973-Dave Dyminski, B  
1974-Bud Lewis, MF  
1979-Dennis Mephram, F  
1982-Neil Ridgway, MF  
1983-Neil Ridgway, MF  
1987-Jon Felton, B  
1992-Rob Martella, F  
1996-Save Klein, MF  
1997-Scott Vallow, G  
1998-Scott Vallow, G  
1999-Chris Dore, MF

## SOFTBALL

1988-Amy Lienhardt  
2005-Gina Rango  
2006-Gina Rango

## MEN'S SWIMMING

1957-Ralph Eakins  
1958-Ralph Eakins  
1959-Ray Martin (twice)  
1959-Harry Reest  
1960-Gary LaPrise (twice)  
1960-Henry Reest  
1960-Ray Martin  
1960-Barry Walsh  
1962-Gary LaPrise

## WOMEN'S SWIMMING

1975 - Barb McKee  
1975 - Betsy Fisher  
1975 - Becky Siesky

1975 - Gail Satler  
1975 - Valerie Newell  
1975 - Sharon Ackron  
1977-Leslie Heuman  
1977-Holly Oberlin  
1977-Barb Simmons  
1977-Lee Wellington  
1980-Leslie Heuman  
1980-Holly Oberlin  
1980-Debbie Dourlain  
1980-Cathy Bujorian  
1991-Josie McCulloch  
1993-Josie McCulloch  
1994-Josie McCulloch

## W. SYNCH. SWIMMING

1978-Connie Cooper  
1978-Marilyn Humphrey  
1978-Margo Humphrey  
1978-Mary Heitman

## MEN'S TRACK

1960-Bernie Casey  
1964-Ken Bryant  
1965-Henry Williams (twice)  
1966-Bob Clasen  
1966-Ralph Canady  
1966-Tom Wright  
1966-Henry Williams (three times)  
1969-Sid Sink  
1970-Sid Sink  
1970-Dave Wottle  
1971-Sid Sink (three times)  
1972-Sid Sink (twice)  
1972-Ted Farver  
1972-Craig Macdonald  
1972-Dave Wottle (three times)  
1973-Dave Wottle (twice)  
1973-Bruce Vermilyea  
1973-Ted Farver  
1973-Rick Schnittker  
1973-Craig Macdonald  
1974-Ron Weber  
1979-John Anich  
1979-Ivor Emmanuel  
1979-Kevin Ryan  
1979-Bob Lunn  
1980-Kevin Ryan (twice)  
1981-Dave Agosta  
1981-Chuck Pullom  
1981-Terry Reedus (twice)  
1981-Jeff Brown (twice)  
1981-John Anich  
1981-Save Housley  
1982-Terry Reedus  
1993-Todd Black  
1993-Reed Parks  
1994-Scott Thompson (twice)  
1997-Rah'Sheen Clay

## WOMEN'S TRACK

1976-Deb Romsek  
1976-Jenny Gill  
1978-Pam Koeth  
1988-Beth Manson  
1989-Beth Manson  
1994-Nikki Lessig  
1995-Nikki Lessig  
1997-Emily Cokinos  
1998-Huina Han (twice)  
1998-Emily Cokinos  
1999-Stephanie Heldt  
2001-Stephanie Heldt  
2013-Brooke Pleger  
2014-Brooke Pleger  
2015-Brooke Pleger

## CoSIDA ACADEMIC ALL-AMERICANS

2014-15	Tyler Tate (Football) Brooke Pleger (Track & Field) Pat Flynn (M. Soccer)
2013-14	Brandon Silva (M. Soccer) Nikki Chiricosta (W. Tennis) Brooke Pleger (Track & Field)
2012-13	Jen Beatty (Swimming)
2011-12	Jen Beatty (Swimming)
2009-10	Christine Chiricosta (Tennis)
2008-09	Christine Chiricosta (Tennis)
2007-08	Hayley Wiemer (Softball) Allison Vallas (Softball) Matt Lefeld (M. Basketball) Jessica Guinness (Swimming)
2006-07	Mike Thaler (Football)
2005-06	Ali Shingler (W. Soccer) Burke Badenhop (Baseball)
2004-05	Craig Jarrett (Football)
2003-04	D'Arcy McConvey (Ice Hockey) Stefanie Wenzel (W. Basketball) Jen Jarjosa (Swimming) Erin Zwinck (Softball) Ty Fowler (M. Soccer)
2000-01	Jacki Raterman (W. Basketball)
1999-2000	Ryan Gabel (M. Tennis) Joe Burch (Soccer) Ryan Gabel (M. Tennis) Mike Johnson (Hockey) Joe Burch (Soccer) Bill Burgei (Baseball) Ryan Gabel (M. Tennis)
1998-99	Kristin Gaddis (W. Cr. Country/Track)
1997-98	Kathy Holland (Softball)
1996-97	Brian Holzinger (Hockey) Bob Dudley (Football) Talita Scott (W. Basketball) Bob Dudley (Football) Kathy Holland (Softball) Wendy Marsh (Gymnastics) Talita Scott (W. Basketball)
1995-96	Angelo Libertucci (Hockey) Wayne Mueller (M. Golf) Pat Jackson (Football) Pat Jackson (Football)
1994-95	Linda Popovich (Volleyball) Pat Jackson (Football) Alan Leggett (Hockey) Linda Popovich (Volleyball) Alan Leggett (Hockey) Amy Lienhardt (Softball)
1993-94	Steve Martenet (M. Basketball) Linda Popovich (Volleyball)
1992-93	Stephanie Coe (W.BB) Mike Otten (Football)
1991-92	Amy Warner (W. Track and Field) John Maroli (Baseball) Jill Theriault (Softball) Greg Engler (Baseball) Tim Hack (Hockey) John Maroli (Baseball) Amy Wright (Softball)
1990-91	Tim Hack (Hockey)
1989-90	Brian Hills (Hockey) John Maroli (Baseball) Chris Tuttle (W. Basketball) Scott Waak (Baseball)
1988-89	Dave Litzenberg (Baseball) Joe Faine (Basketball) Dave Preston (Football) John Boles (Football) John Russell (Football) John Boles (Football) Joe Meyer (Baseball)
1987-88	Gary Haas (Baseball)
1986-87	Gary Haas (Baseball)
1985-86	Lawrence Kelly (Football) Bruce Rasor (Baseball)
1984-85	Al Hairston (M. Basketball)
1983-84	
1982-83	



# BGSU HISTORY • BOWL GAMES

## BGSU BOWL GAME HISTORY

- 1961 - Mercy Bowl (Los Angeles, Calif.)  
Fresno State 36, Bowling Green 6
- 1982 - California Bowl (Fresno, Calif.)  
Fresno State 29, Bowling Green 28
- 1985 - California Bowl (Fresno, Calif.)  
Fresno State 51, Bowling Green 7
- 1991 - California Raisin Bowl (Fresno, Calif.)  
Bowling Green 28, Fresno State 21
- 1992 - Las Vegas Bowl (Las Vegas, Nev.)  
Bowling Green 35, Nevada 34
- 2003 - Motor City Bowl (Detroit, Mich.)  
Bowling Green 28, Northwestern 24
- 2004 - GMAC Bowl (Mobile, Ala.)  
Bowling Green 52, Memphis 35
- 2007 - GMAC Bowl (Mobile, Ala.)  
Tulsa 63, Bowling Green 7
- 2009 - Humanitarian Bowl (Boise, ID)  
Idaho 43, Bowling Green 42
- 2012 - Military Bowl (Washington, D.C.)  
San Jose State 29, Bowling Green 20
- 2013 - Little Caesars Pizza Bowl (Detroit, Mich.)  
Pittsburgh 30, Bowling Green 27
- 2014 - Raycom Media Camellia Bowl (Montgomery, Ala.)  
Bowling Green 33, South Alabama 28

## 1961 MERCY BOWL

**Fresno State 36, BGSU 6**

**Nov. 23, 1961 - Los Angeles Coliseum - 33,146**

Bowling Green	0	6	0	0	-	6
Fresno State	3	7	20	6	-	36

FS - Masich 29 field goal, 12:57, 1st qtr.  
 BG - Bell 2 run (kick failed), 14:57, 2nd qtr.  
 FS - Barrett 45 pass from Carter (Masich kick), 5:09, 2nd qtr.  
 FS - Seifert 1 run (Masich kick), 7:08, 3rd qtr.  
 FS - Barrett 23 pass from Carter (Masich kick), 8:56, 3rd qtr.  
 FS - Carter 4 run (Masich kick), 14:08, 3rd qtr.  
 FS - Carter 8 run (Masich kick), 12:47, 4th qtr.

### Individual Leaders

#### Rushing

BG - Hepner 13-42, Bell 7-28; FS - Carter 7-32

#### Passing

BG - Potts 9-17-2-155; FS - Carter 14-28-1-248, Anabo 8-13-0-120

#### Receiving

BG - L. Smith 3-69, R. Reynolds 2-50; FS - Barrett 6-161, Houser 6-71

Team Statistics	BG	FS
First Downs .....	17	23
Rushing Yards .....	111	100
Passing Yardage .....	208	368
Completions/Attempts/Int. ....	11/22/3	22/43/1
Punts .....	4/34.0	4/32.0
Fumbles/Lost .....	5/3	1/0
Penalties/Yards .....	4/20	7/75

In a one-time game to help defray the expenses (burial and medical) of families of the 16 members of the Cal Poly San Luis Obispo football team who perished in a plane crash, Oct. 29, 1960, shortly after take-

off from Toledo Express Airport, Bowling Green and Fresno State, the undefeated champion of the California Collegiate Athletic Association, met at the historic Los Angeles Memorial Coliseum.

Playing before its largest crowd in school history, the Falcons, six-point favorites, were guilty, uncharacteristically, of six turnovers, which was the difference in the game. BG's defense, which was ranked fourth in the nation, yielded 468 yards, 196 more than it had given up to any opponent during the season. Quarterbacks Beau Carter and Jon Anabo were thorns in BG's side all day passing for 368 yards and two touchdowns. Carter ran for two scores, also.

BG scored its only points early in the second stanza on the two-yard run by Ray Bell which was set up on a long pass play between Larry Smith and quarterback Jim Potts.

BG fumbled on its next two possessions with FSU turning the second miscue into a touchdown on a long pass play. Bowling Green did have a pass dropped in the end zone as the first half ended which would have given them the lead. Fresno State then scored 1:44 apart midway through the third period to put the game away, the second score set up by a fumbled snap on an attempted punt. The contest netted \$170,000 for the memorial fund which aided the survivors and the relatives of the victims of the plane crash. Cal Poly SLO had played at Bowling Green the afternoon before the crash.

## 1982 CALIFORNIA BOWL

**Fresno State 29, BGSU 28**

**Dec. 18, 1982 - Bulldog Stadium - 30,000**

Bowling Green	0	14	14	0	-	28
Fresno State	0	0	7	22	-	29

BG - Otten 4 run (Youssef kick), 11:17, 2nd qtr.  
 BG - Meek 1 pass from McClure (Youssef kick), 2:47, 2nd qtr.  
 BG - Potts 5 pass from McClure (Youssef kick), 8:47, 3rd qtr.  
 FS - Paige 11 pass from Tedford (Darrow kick), 7:25, 3rd qtr.  
 BG - Potts 6 fumble recovery (Youssef kick), :42, 3rd qtr.  
 FS - Paige 4 run (Darrow kick), 12:11, 4th qtr.  
 FS - Paige 27 pass from Tedford (Tedford-Carter pass), 3:16, 4th qtr.  
 FS - Wesson 2 pass from Tedford (Darrow kick), :11, 4th qtr.

### Individual Leaders

#### Rushing

BG - Otten 31-136; FS - Thomas 5-48, Carter 6-41

#### Passing

BG - McClure 22-32-1-246; FS - Tedford 31-50-4-373

#### Receiving

BG - Otten 11-76, Meek 4-55, Taylor 3-74; FS - Paige 15-246

Team Statistics	BG	FS
First Downs .....	17	27
Rushes/Yards .....	44/126	24/80
Passing Yardage .....	246	373
Completions/Attempts/Int. ....	22/32/1	31/50/4
Punts .....	7/39.9	2/39.5
Fumbles/Lost .....	2/0	4/3
Time of Possession .....	35:40	24:20

After a full week of events leading up to the meeting with the Pacific Coast Athletic Association champion Fresno State, the Falcons entered the game against the Bulldogs a two-touchdown underdog.

The Falcons also had to contend with a partisan sea of red squeezed





## BGSU HISTORY • BOWL GAMES

into Bulldog Stadium, the home of Fresno State.

But, the Falcons drew first blood converting a Jac Tomasello interception on the final play of the first quarter into the first touchdown of the game, a Chip Otten four-yard run capping a 48-yard drive. The Falcons took a 14-0 lead to the locker room after driving 73 yards on their next possession. Sophomore quarterback Brian McClure connected with John Meek on the scoring play.

BG looked to be in the driver's seat after McClure connected with Shawn Potts from five yards out in the third stanza. But, Fresno State answered BG's score with their first of the contest later in the quarter.

Bowling Green came right back as Potts picked up a fumble by receiver Greg Taylor at the five-yard line and ran it in to put the Falcons back up by three touchdowns.

With Fresno State pinned back on its own 20-yard line and facing a third-and-ten, a Falcon stop might have put the final nail in the Fresno State coffin. But, FSU gained 15 yards on the third-down play and the comeback was on.



*This third quarter fumble recovery by Stu Tolle set up the third Falcon touchdown giving the Falcons a 21-0 lead over Fresno State in the 1982 California Bowl.*

With future NFL receiver Stephone Paige running and catching a pass for a touchdown, FSU closed to within six points with three minutes left. BG used up just 1:05 of the clock on its next possession and FSU moved 45 yards in eight plays with Jeff Tedford finding Vince Wesson over the middle with 11 seconds left. Scott Darrow's PAT was the deciding point.

BG gained just 26 yards on nine plays in the fourth quarter while FSU gained 220 of its 453 yards in the final 15 minutes.

### 1985 CALIFORNIA BOWL

**Fresno State 51, BGSU 7**

**Dec. 14, 1985 - Bulldog Stadium - 32,554**

Bowling Green	0	0	0	7	-	7
Fresno State	7	16	14	14	-	51

FS - Williams 10 run (Belli kick), 9:29, 1st qtr.

FS - Mosley 1 run (Belli kick), 8:02, 2nd qtr.

FS - Taylor 33 pass from Sweeney (Belli kick), 6:59, 2nd qtr.

FS - Safety, McClure tackled in end zone, 4:39, 2nd qtr.

FS - Taylor 53 pass from Sweeney (Belli kick), 10:08, 3rd qtr.

FS - Skipper 29 run (Belli kick), 3:09, 3rd qtr.

BG - Davis 18 run (Silvi kick), 14:28, 4th qtr.

FS - Baker 40 pass from Sweeney (Belli kick), 8:56, 4th qtr.

FS - Skipper 13 run (Belli kick), 5:57, 4th qtr.

#### Individual Leaders

##### Rushing

BG - Davis 7-78, Story 9-41; FS - J. Williams 18-94, Skipper 7-77

##### Passing

BG - McClure 22-42-3-254; FS - Sweeney 9-19-1-185

##### Receiving

BG - Schmelzle 7-84, Meehan 7-65; FS - Taylor 2-86, Baker 2-49

Team Statistics	BG	FS
First Downs .....	21	15
Rushes/Yards .....	36/89	48/225
Passing Yardage .....	259	194
Completions/Attempts/Int. ....	23/48/3	10/20/1
Punts .....	6/35.3	7/47.4
Fumbles/Lost .....	6/5	2/1
Time of Possession .....	32:09	27:51



*Wide receiver Mark Szlachcic (#84) had 11 receptions, two for touchdowns, for a school-record 189 yards in the 1991 California Bowl.*

The tone for what was expected to be one of the most evenly-matched California Bowls, came earlier in the week when BGSU head coach Denny Stolz told the team before their Wednesday practice he would be leaving after the bowl game to accept the head coaching job at San Diego State.

An indication of what was ahead for the Falcons in the game came early in the first quarter when, trailing 7-0, they drove to the Bulldog one-yard line where they fumbled the ball away in the end zone, the first of five on the day and the same number they had committed in the first 11 games of the season. Fresno State would score the next 37 points before BG would hit paydirt.

### 1991 CALIFORNIA RAISIN BOWL

**BGSU 28, Fresno State 21**

**Dec. 14, 1991 - Bulldog Stadium - 34,877**

Bowling Green	14	7	0	7	-	28
Fresno State	7	7	0	7	-	21

BG - Landman 5 pass from Smith (Leaver kick), 9:01, 1st qtr.

BG - Szlachcic 29 pass from White (Leaver kick), 7:19, 1st qtr.

FS - Barsotti 3 run (Mahoney kick), 2:27, 1st qtr.



# BGSU HISTORY • BOWL GAMES

BG - Szlachcic 9 pass from White (Leaver kick), 12:39, 2nd qtr.  
 FS - Daigle 57 run (Mahoney kick), 11:17, 2nd qtr.  
 BG - Smith 1 run (Leaver kick), 13:15, 4th qtr.  
 FS - Thompson 5 pass from Barsotti (Mahoney kick), 9:11, 4th qtr.

## Individual Leaders

### Rushing

BG - Jackson 16-59, Smith 13-46; FS - Neal 14-78, Daigle 8-77

### Passing

BG - White 18-30-2-263; FS - Barsotti 25-36-1-286

### Receiving

BG - Szlachcic 11-189, Redd 2-47; FS - Rivers 6-84, Winans 3-66

Team Statistics	BG	FS
First Downs.....	22	24
Rushes/Yards.....	39/115	42/198
Passing Yardage.....	268	286
Completions/Attempts/Int.....	19/31/1	25/36/1
Punts.....	4/31.5	3/32.0
Fumbles/Lost.....	2/1	2/2
Time of Possession.....	30:46	29:14

Not even being a double-digit underdog against Fresno State could keep the Falcons from completing its storybook season under first-year head coach Gary Blackney.

And the script for this game was all Hollywood.

The first quarter would have led the fans to believe it might take 40 or 50 points to win the game as the Falcons scored touchdowns on their first two possessions and the Bulldogs would get one of those back before the quarter was over.

The scoring continued early in the second stanza as BG's Erik White and Mark Szlachcic hooked up for a second time. But, FSU came right back on their next possession with Anthony Daigle running 57 yards to cut the deficit in half going to the lockerroom.

The defenses took over in the third quarter, each allowing just 65 yards total offense. Late in the quarter, FSU placekicker Derek Mahoney missed a 26-yard field goal, the most significant scoring opportunity of the quarter.

BG scored early in the final stanza moving 80 yards after the missed field goal to build another 14-point lead.

FSU came right back to score, driving 71 yards as quarterback Mark Barsotti completed five-of-six passes, connecting with tight end Marty Thompson from five yards out.

After three changes of possession, FSU started the final drive of the game from their one-yard line, after an interception, with 2:29 remaining.

FSU used its last time out with 24 seconds left and the Bulldogs just nine yards away from the needed touchdown. After a running play for six yards and two incomplete passes, the final play of the game would determine the outcome with three seconds left.

The BG defense rose to the occasion covering all FSU receivers and Barsotti threw incomplete with BG linebacker Kevin O'Brien pressuring. It was BG's first bowl win.

BG won its 11th game making Blackney one of only three coaches in NCAA history to win 11 games in their first season as a head coach.

## 1992 LAS VEGAS BOWL

**BGSU 35, Nevada 34**

**Dec. 18, 1992 - Sam Boyd Silver Bowl - 15,476**

Bowling Green	14	14	0	7	-	35
Nevada	3	0	21	10	-	34

BG - Smith 10 pass from White (Leaver kick), 11:27, 1st qtr.

NV - Terelak 30 field goal, 8:22, first qtr.

BG - Jackson 4 run (Leaver kick), 2:28, 1st qtr.

BG - White 8 pass from Smith (Leaver kick), 7:54, 2nd qtr.

BG - Jackson 17 run (Leaver kick), 4:46, 2nd qtr.

NV - Senior 5 pass from Vargas (Terelak kick), 8:13, 3rd qtr.

NV - Holmes 5 run (Terelak kick), 5:32, 3rd qtr.

NV - Matter 3 pass from Vargas (Terelak kick), 3:46, 3rd qtr.

NV - Reeves 3 run (Terelak kick), 12:41, 4th qtr.

NV - Terelak 19 field goal, 7:13, 4th qtr.

BG - Hankins 3 pass from White (Leaver kick), :22, 4th qtr.

## Individual Leaders

### Rushing

BG - Jackson 22-113, Smith 12-27; NV - Holmes 18-62

### Passing

BG - White 24-40-0-245; NV - Vargas 24-40-0-283

### Receiving

BG - Smith 7-68, Szlachcic 5-51, McElroy 3-49; NV - Reeves 8-92, King 5-88, Senior 6-84

Team Statistics	BG	NV
First Downs	25	21
Rushes/Yards	41/157	35/94
Passing Yardage	253	344
Completions/Attempts/Int.	25/41/0	29/49/0
Punts	5/23.2	4/16.7
Fumbles/Lost	0/0	3/2
Time of Possession	33:35	26:25

In the inaugural Las Vegas Bowl, which replaced the California Bowl, the Falcons faced the high-powered offense of the University of Nevada.

In a game in which the punting game took center stage, the Falcons won the first half and Nevada the second half, but a late BG touchdown proved to be the difference.

The Falcons scored on their first four possessions to grab a 28-3 halftime lead. BG had 267 first-half yards to just 116 for the Wolfpack as they had an 18-6 edge in first downs.

In the second half, it was Nevada quarterback Chris Vargas' turn. He had engineered six Nevada comeback victories in three years coming off the bench, including an NCAA-record 35-point comeback against







## BGSU HISTORY • BOWL GAMES



Weber State.

Nevada scored three touchdowns in the third quarter with punts of five and seven yards by BG setting up the first two scores. The Wolfpack's third score was set up by a high snap from center on a BG punt.

Nevada finally took the lead with 12:41 left in the game and looked to possibly put the game away with a field goal with 7:13 left, ending their run of 31 unanswered points.

Bowling Green then moved to the Nevada six-yard line before turning the ball over on downs. After holding the Wolfpack to one first down, Nevada punter Steve Lester had the center snap go through his hands setting up the Falcons at the Wolfpack 15-yard line with 1:45 remaining.

A 12-yard Erik White to Mark Szlachcic connection on first down put the Falcons on the three-yard line. After two runs and a pass did not net any yardage, White found Dave Hankins alone in the back of the end zone on fourth down with 22 seconds left. Placekicker Brian Leaver made the PAT for the winning points and BG's second consecutive bowl win.

### 2003 MOTOR CITY BOWL

**BGSU 28, Northwestern 24**

**Dec. 26, 2003 - Ford Field - 51,286**

Northwestern	7	3	7	7	-	24
Bowling Green	0	7	7	14	-	28

NU - Herron 40 yd run (Huffman kick), 7:52, 1st qtr.

NU - Huffman 31 yd field goal, 13:12, 2nd qtr.

BG - Harris 4 yd run (Suisham kick), 7:57, 2nd qtr.

NU - Wright 77 yd run (Huffman kick), 14:14, 3rd qtr.

BG - Magner 7 yd pass from Harris (Suisham kick), 9:10, 3rd qtr.

BG - Sanders 11 yd pass from Harris (Suisham kick), 11:32, 4th qtr.

NU - Herron 2 yd run (Huffman kick), 10:01, 4th qtr.

BG - Magner 3 yd pass from Harris (Suisham kick), 4:06, 4th qtr.

#### Individual Leaders

##### Rushing

BG - Harris 21-68, Pope 11-23, Lane 2-1; NU Wright 21-237, Herron 12-80, Basanez 10-41, Jenkins 2-5

##### Passing

BG - Harris 38-50-3-386, Magner 0-1-0-0; NU Basanez 7-15-0-58

##### Receiving

BG - Magner 12-97, Sharon 7-93, Sanders 5-74, Hawkins 3-36, Pope 3-25, Mc-Grady 3-25, Lane 3-17, Jarrett 2-19; NU - Philmore 3-43, Wright 2-11, Jordan 1-6, Kunle 1--2

Team Statistics	NU	BG
First Downs .....	16	30
Rushes/Yards .....	357	88
Passing Yardage .....	58	386
Completions/Attempts/Int. ....	7/15/0	38/51/3
Punts .....	5-172	3-138
Fumbles/Lost .....	2/2	0/0
Time of Possession .....	25:52	34:08

Northwestern took away Bowling Green's running game. So Josh Harris beat the Wildcats through the air. Harris passed for 386 yards and three touchdowns to lead Bowling Green to a 28-24 victory over Northwestern in the Motor City Bowl. It was the first postseason meeting ever between schools from the MAC and Big Ten.



*Bowling Green quarterback Josh Harris (left) was named co-MVP of the 2003 Motor City Bowl after leading the Falcons to a 28-24 comeback win over Northwestern, giving the MAC its first-ever postseason win over a Big Ten foe. Harris set a Motor City Bowl record by completing 38-of-50 passes for 386 yards and three TDs. Harris finished his career with 7,503 yards passing, 2,473 yards rushing and 104 TDs responsible for. Falcon head coach Gregg Brandon (right) led all NCAA IA first-year head coaches in victories by leading the Falcons to an 11-3 record.*



## BGSU HISTORY • BOWL GAMES

Bowling Green took the lead for good on Harris' 3-yard touchdown pass to Cole Wagner with 4:06 left. Harris, who also ran for a TD, set a Motor City Bowl and BGSU record for completions with 38 in 50 attempts. It also marked the third fourth-quarter rally for BGSU against a Big Ten squad (Northwestern in 2001 and Purdue in 2003). Wagner also set a game record for catches, finishing with 12 for 97 yards and two touchdowns.

Jason Wright ran for 237 yards on 21 carries and finished with 336 all-purpose yards for Northwestern. He had a 77-yard TD run - the second-longest run in Motor City Bowl history - to give the Wildcats a 17-7 lead early in the third quarter and an 88-yard kickoff return early in the fourth to set up Noah Herron's 2-yard touchdown run that made it 24-21.

Bowling Green used two 80-yard scoring drives to take a 21-17 lead early in the fourth. Harris threw a 7-yard TD pass to Wagner, and put the Falcons on top with an 11-yarder to Steve Sanders.

Northwestern opened the scoring on Herron's 40-yard fourth-down run in the first quarter, and made it 10-0 on Brian Huffman's 31-yard field goal. Bowling Green answered with a 67-yard drive, capped by Harris' 4-yard run.

### 2004 GMAC BOWL

**BGSU 52, Memphis 35**

**Dec. 22, 2004 - Ladd Peebles Stadium - 24,000 (Est.)**

Memphis	7	21	0	7	-	35
Bowling Green	21	14	7	10	-	52

BG - Pope 1 yd run (Suisham kick), 10:24, 1st qtr.

BG - Sharon 18 yd pass from Jacobs (Suisham kick), 9:37, 1st qtr.

UM - Doucette 42 yd pass from Wimprine (Gostkowski kick), 6:51, 1st qtr.

BG - Sharon 36 yd pass from Jacobs (Suisham kick), 4:39, 1st qtr.

UM - Kelley 60 yd pass from Wimprine (Gostkowski kick), 14:43, 2nd qtr.

BG - Sanders 31 yd pass from Jacobs (Suisham kick), 9:54, 2nd qtr.

UM - Avery 38 yd pass from Wimprine (Gostkowski kick), 6:41, 2nd qtr.

UM - Williams 31 yd run (Gostkowski kick), 3:37, 2nd qtr.

BG - Sanders 17 yd pass from Jacobs (Suisham kick), :37, 2nd qtr.

BG- Pope 13 yd pass from Jacobs (Suisham kick), 3:18, 3rd qtr.

BG- Suisham 37 yd field goal, 14:09, 4th qtr.

BG- Pope 1 yd run (Suisham kick), 8:01, 4th qtr.

UM- Doucette 14 yd pass from Wimprine (Gostkowski kick), 3:48, 4th qtr.

#### Individual Leaders

##### Rushing

BG - Pope 28-151, Lane 5-36; UM- Williams 18-120

##### Passing

BG - Jacobs 26-44-1 365; UM-Wimprine 26-39-1 324

##### Receiving

BG - Sanders 7-123, Sharon 5-117, Wagner 9-68, Hawkins 2-25, McGrady 2-19, Pope 1-13; UM - Kelley 4-108, Doucette 2-56, Avery 3-51, Gideon 6-38.

Team Statistics	UM	BG
First Downs.....	21	29
Rushes/Yards.....	27/90	43/193
Passing Yardage.....	324	365
Completions/Attempts/Int.....	26/39/1	26/44/1
Punts.....	6/197	4/127
Fumbles/Lost.....	2/1	1/1
Time of Possession.....	26:37	33:23

Omar Jacobs went from Bowling Green's question mark to the Mid-American Conference's latest star quarterback. Jacobs capped

a marvelous sophomore season by passing for 365 yards and five touchdowns to lead the Falcons to a 52-35 victory over Memphis in the GMAC Bowl.

The Falcons (9-3) turned a shootout into a blowout after leading 35-28 at halftime to win their fourth consecutive bowl game. Jacobs got them started with four first-half touchdown passes - two apiece to Charles Sharon and Steve Sanders helped carry them the rest of the way. Pope ran 28 times for 151 yards and a pair of 1-yard touchdowns. He also caught a 13-yard pass for the only score of the third quarter. The Tigers (8-4), playing in back-to-back bowl games for the first time, couldn't keep up with the nation's No. 4 offense, which totaled 558 total yards.

Jacobs, whose 41 touchdown passes led the nation and set a Mid-American Conference record, completed 26-of-44 passes with an interception to earn Most Valuable Player honors.

At halftime, the teams seemed poised to take aim at the 2001 GMAC Bowl, the highest scoring bowl game in history with 125 combined points for Marshall and East Carolina. The offenses stopped themselves early in the third quarter. Jacobs threw only his fourth interception of the season to give the Tigers the ball at Bowling Green's 41. Memphis tried to go for it on fourth down but was twice penalized for having 12 men on the field. Bowling Green made it 42-28 on the ensuing possession with Pope slipping underneath for a 13-yard touchdown catch on third-and-7. The Tigers then squandered another trip across midfield when a scrambling Wimprine fumbled the ball and Bowling Green's Mike Thaler recovered 31 yards behind the line of scrimmage to set up a field goal. Even the weather worked in the offenses' favor, however, with a driving rainstorm subsiding a few minutes before kickoff to clear the way for Jacobs and Wimprine to go to work. They took full advantage. Jacobs capped his four-touchdown half with a 17-yarder to Sanders, who reached over defensive back Cameron Essex in the end zone with 37 seconds left.

Not surprisingly, it was a night for offensive records. Jacobs set the MAC record with his 41st overall touchdown rushing or passing in the first quarter, adding four more. He also joined Ben Roethlisberger and Byron Leftwich as the league's only 4,000-yard passers. The Falcons also set the MAC record for scoring average in a season.



*The Falcons enjoy the post-game celebration following their 52-35 victory over Memphis in the 2004 GMAC Bowl. Game MVP Omar Jacobs threw a bowl-record five TD tosses.*





## BGSU HISTORY • BOWL GAMES

### 2007 GMAC BOWL

BGSU 7, Tulsa 63

Jan. 6, 2008 - Ladd Peebles Stadium

BGSU	0	0	7	0	-	7
Tulsa	21	14	14	14	-	63

TLS - Adams 1 yard run (Tracy kick) 3:57, 1st  
 TLS - Johnson 13 yard pass from Smith (Tracy kick) 0:25, 1st  
 TLS - Whitmore 19 yard run (Tracy kick) 0:09, 1st  
 TLS - Grooms 4 yard pass from Adams (Tracy kick) 0:56, 2nd  
 TLS - Adams 19 yard pass from Smith (Tracy kick) 3:22, 2nd  
 TLS - Johnson 14 yard pass from Smith (Tracy kick) 2:11, 3rd  
 BG - Williams 78 yard kickoff return (Vrtilo kick) 3rd  
 TLS - Smith 2 yard run (Tracy kick) 3:45, 3rd  
 TLS - Clay 3 yard pass from Smith (Tracy kick) 3:00, 4th  
 TLS - Whitmore 6 yard pass from Smith (Tracy kick) 4:30, 4th

	BG	TLS
First Downs	13	34
Rushing	34-46	39-238
Passing	183	324
Total Plays-Yards	61-229	86-562
Fumbles: No.-Lost	4-4	0-0
Penalties: No.-Yards	4-37	3-25
Punts: No.-Yards	5-38.6	5-42.0
Kickoff Returns: No.-Yards	10-221	2-46
Punt Returns: No.-Yards	2-0	0-0
Time of Poss.	31:05	28:55

#### Leaders

Rushing	Att.	Yds.	TD	Long
T. Adams (Tulsa)	17	112	1	15
T. Sheehan (BGSU)	7	21	0	23

Passing	Comp.	Att.	Yds.	TD
P. Smith (Tulsa)	27	45	312	5
T. Sheehan (BGSU)	14	19	141	0

Receiving	No.	Yds.	TD	Long
J. Meyer (Tulsa)	5	97	0	26
F. Barnes (BGSU)	5	71	0	32

Hurricane Paul Smith and the nation's top-rated offense turned a little charity into a lot of history in the GMAC Bowl.

Smith had his NCAA-record 14th consecutive 300-yard passing game, and Tulsa converted four fumble recoveries into first-half touchdowns on the way to a 63-7 win over Bowling Green in the 2007 GMAC Bowl.

With all that help, the Golden Hurricane (10-4) ran up a 35-0 halftime lead and capped coach Todd Graham's first season by reaching 10 wins for the first time since 1991.

Smith passed for 312 yards and five touchdowns. He broke the record of 13 300-yard efforts in a row he shared with BYU's Ty Detmer, whose streak stretched over the 1989 and 1990 seasons.

He and Tarrion Adams joined Houston's David Klingler and Chuck Weatherspoon as the NCAA's only 5,000-yard passing and 1,000-yard rushing tandems.

Tulsa outgained Bowling Green (8-5) 562-229 in total yards.

Adams scored touchdowns running, passing and receiving before halftime and ran for 112 yards. Trae Johnson caught two scoring passes.

Bowling Green, which had won four consecutive bowl games, lost three fumbles in its own territory in the first quarter and never recovered.

Quarterback Tyler Sheehan was helped off the field with a left ankle injury with 24 seconds left in the first half and didn't return. Sheehan passed for 141 yards and ran for another 21.

Still throwing the ball despite the large lead late in the fourth quarter, the Golden Hurricanes became the first team in NCAA history to have a 5,000-yard passer, 1,000-yard rusher and three 1,000-yard receivers. Smith came in needing 247 yards along with 45 yards receiving from Charles Clay, who reached the milestone with several catches midway through the fourth quarter and finished with 11 for 69 yards.

The Mid-American Conference had won five of six GMAC Bowls before the Falcons' fall.

Down 42-0, Bowling Green got on the board when Roger Williams scored on a 78-yard kick return early in the third quarter for the Falcons' only points. It was the first kickoff return for a touchdown in the history of the GMAC Bowl.

Despite the loss the 2007 season was a very impressive one for the Orange and Brown, who finished the year with an 8-5 record, matching Central Michigan for the most overall wins in the conference.

The Falcons, who were picked to finish fifth in the East Division, finished MAC play with a 6-2 record, finishing in a three-way tie for tops among the East.



*Roger Williams scores on a 78 yard kickoff return, the first-ever kickoff return for a touchdown in the history of the GMAC Bowl.*



# BGSU HISTORY • BOWL GAMES

## 2009 HUMANITARIAN BOWL

**Idaho 43, Bowling Green 42**  
**Dec. 30, 2009 - Bronco Stadium**

BGSU	14	0	7	21	-	42
Idaho	7	7	14	15	-	43

BG - Barnes 35 yard pass from Sheehan (Norsic kick) 11:44, 1st  
 ID - Bjorvik 3 yard pass from Enderle (Farquhar kick) 7:49, 1st  
 BG - Geter 59 yard run (Norsic kick) :19, 1st  
 ID - Greenwood 7 yard pass from Enderle (Farquhar kick) :19, 2nd  
 ID - Woolridge 8 yard run (Farquhar kick) 9:25, 3rd  
 ID - Woolridge 13 yard run (Farquhar kick) 5:30, 3rd  
 BG - Scheidler 15 yard pass from Sheehan (Norsic kick) 3:40, 3rd  
 BG - Barnes 5 yard pass from Sheehan (Norsic kick) 12:15, 4th  
 ID - Preston 30 yard pass from Enderle (Farquhar kick) 8:32, 4th  
 BG - Geter 2 yard run (Norsic kick) 3:51, 4th  
 BG - Barnes 51 yard pass from Sheehan (Norsic kick) :32, 4th  
 ID - Komar 16 yard pass from Enderle (Enderle to Preston) :04, 4th

### GAME STATISTICS

	BG	ID
First Downs	27	19
Rushing	6	8
Passing	18	11
Total Plays-Yards	72-538	66-452
Fumbles: No.-Lost	1-0	0-0
Penalties: No.-Lost	5-35	9-79
Punts: No.-Yards	3-102	7-280
Kick Returns: No.-Yards	7-137	7-176
Punt Returns: No.-Yards	3-2	0-0
Time of Poss.	29:24	30:32

### Leaders

Rushing	Att.	Yds.	TD	Long
Geter (BGSU)	14	96	2	59
Woolridge (Idaho)	22	126	2	18

Passing	Comp.	Att.	Yds.	TD
Sheehan (BGSU)	33	47	387	4
Enderle (Idaho)	15	28	240	4

Receiving	Rec.	Yds.	TD	Long
Barnes (BGSU)	17	219	3	51
Preston (Idaho)	4	119	1	50

The Bowling Green State University football team got a 51-yard touchdown from Freddie Barnes with 32 seconds remaining to take a 42-35 lead but surrendered a late touchdown with four seconds to go, as well as a two-point conversion, to fall 43-42 to the Idaho Vandals in the 2009 Roady's Humanitarian Bowl in Boise, Idaho.

BGSU rallied back from a 28-14 and 35-28 deficits to lead with 32 seconds to go but the Vandals drove 66 yards on three plays, including a 50-yard strike to open the drive to get within one at 42-41. After a timeout the Vandals elected to go for two, converting in the back of the endzone for the winning score.

The Falcons opened the scoring with senior quarterback Tyler Sheehan hooking up with Biletnikoff finalist Freddie Barnes on a 35-yard touchdown. Sheehan would call Barnes' number 16 more times, finishing with a Humanitarian Bowl record 17 receptions for 219 yards (both Humanitarian Bowl records), while Sheehan completed 33-of-47 passes for 387 yards and four touchdowns.

Barnes would finish the season with 155 receptions, smashing the all-time NCAA mark of 142, held by Manny Hazzard (Houston) since 1989. For his efforts he was named BGSU's Roady's Humanitarian Bowl Most Valuable Player.

Following a Vandal touchdown junior Willie Geter scampered 59 yards for a score to spot the Orange and Brown a 14-7 lead at the end of one quarter. It was Geter's second longest run of the season.


Neither team would get back on the scoreboard until Idaho's Nathan Enderle connected with wide receiver Eric Greenwood on a seven-yard fade route with 19 seconds remaining in the first half to finish the first half at 14 apiece.

Idaho started the second half off with a bang, scoring a pair of touchdowns in a four minute span to go up 28-14 with 5:30 minutes to go in the third quarter, a spot Bowling Green has seen before an answered. Much like the contest with Kent State and Buffalo, BGSU would have to find a way to rally from a double-digit deficit, a deficit they would erase in a hurry.

First, Sheehan connected with fellow classmate Jimmy Scheidler on a 15-yard touchdown with just over three minutes remaining in the third quarter and then found Barnes on an out-route at 12:15 in the fourth to knot the score at 28 apiece.

The Vandals would answer back with a 74-yard drive to once again take the lead, this time, 35-28 with 8:32 to go in the game.

A two-yard Geter touchdown, his second of the game, pushed the score to 35-35 and following a stop by the BGSU defense Sheehan and the Falcons marched 80 yards to take a 42-35 lead with 32 seconds remaining before the final winning drive by Idaho.







## BGSU HISTORY • BOWL GAMES

### 2012 MILITARY BOWL

San Jose State 29, Bowling Green 20

Dec. 27, 2012 - RFK Stadium

San Jose	7	3	9	10	-	29
BGSU	3	3	7	7	-	20

SJSU - Nunn 33 yard pass from Fales (Lopez kick) 10:05, 1st

BG - Tate 28 yard FG, 3:57, 1st

BG - Tate 33 yard FG, 14:55, 2nd

SJSU - Lopez 36 yard FG, 1:40, 2nd

BG - Samuel 8 yard TD run (Stein kick) 12:05, 3rd

SJSU - team safety, 4:18, 3rd

SJSU - Jones 18 yard pass from Fales (Lopez kick) 2:16, 3rd

BG - Pettigrew 1 yard TD run (Stein kick) 10:26, 4th

SJSU - Lopez 27 yard FG, 4:43, 4th

SJSU - Eskridge 1 yard TD run (Lopez kick) 2:34, 4th

GAME STATISTICS	SJSU	BG
First Downs	19	12
Rushing	23-15	30-105
Passing	33-43-0-395-2	16-35-0-159-0
Total Plays-Yards	66-380	65-264
Fumbles: No.-Lost	3-1	1-1
Penalties: No.-Lost	4-30	5-55
Punts: No.-Yards	7-223	8-222
Kick Returns: No.-Yards	6-336	6-337
Punt Returns: No.-Yards	1-24	1-0
Time of Poss.	30:48	29:12

#### Leaders

Rushing	Att.	Yds.	TD	Long
Eskridge (SJSU)	13	33	1	11
Pettigrew (BGSU)	7	59	1	34

Passing	Comp.	Att.	Yds.	TD
Fales (SJSU)	33	43	395	2
Schilz (BGSU)	16	35	159	0

Receiving	Rec.	Yds.	TD	Long
Grigsby (SJSU)	9	134	0	35
Gallon (BGSU)	7	73	0	28

San Jose State took advantage of a key turnover late in the fourth quarter to secure a 29-20 win over Bowling Green in the 2012 Military Bowl Thursday. The Falcon defense was stellar again on Thursday afternoon, holding the Spartans to -15 yards rushing on the afternoon. With the loss, the Falcons finish the season at 8-5.

San Jose State jumped out to a 7-0 lead with a four play, 79 yard drive, capped off with a 33 yard touchdown pass from David Fales. The Falcon defense made the Spartans one-dimensional all game, as the Spartan rushing attack was ineffective.

The Falcons got on the board with a 28 yard field from Tyler Tate with 3:57 left to play in the first quarter.

After a Gabe Martin blocked punt, the Falcons would get to within one point with another field goal from Tate, this time from 33 yards out.

San Jose State would add a field goal before the half to take a 10-6 lead into the lockerroom.

After the Falcons punted to begin the second half, the defense would come up with a big play to help the struggling offense out. Charlie Walker's rush off the edge produced a huge hit on quarterback David Fales, causing him to fumble. All-American Chris Jones was there to pick it up and return it 21 yards to the San Jose State eight yard line.

On the very next play, Anthon Samuel would take a handoff and scamper into the endzone for the touchdown and a 13-10 Falcon lead.

After a three-and-out late in the third quarter, Brian Schmiedebusch's punt would be blocked by San Jose State's special teams. The ball would carry through the end zone for a safety. At that time, the Falcons still led 13-12.

On the very next drive, San Jose State would take the lead on an 18 yard pass from Fales to Chandler Jones.

The Falcons would come right back, as John Pettigrew would find a seam and go 37 yards on a handoff down to the San Jose State one yard line. On the very next play, Pettigrew would punch it in, giving the Falcons another lead at 20-19.

With 4:43 left to play in the game, San Jose State's Austin Lopez would knock home a field goal for a two point Spartan lead. On the next drive, Matt Schilz was hit from behind and would fumble. San Jose State was there to pounce on it.

The Spartans would convert for a touchdown following that turnover, and the Falcons could not crack the scoreboard again.





# BGSU HISTORY • BOWL GAMES

## 2013 Little Caesars Pizza Bowl

Pittsburgh 30, Bowling Green 27

Dec. 26, 2013 - Ford Field

Pittsburgh	7	10	3	10	-	30
BGSU	3	7	10	7	-	27

BGSU - Tate 28 yd field goal, 4:26 (1st)  
 UP - Conner 15 yd run (Blewitt kick), :58 (1st)  
 UP - Blewitt 25 yd field goal, 8:29 (2nd)  
 UP - Boyd 54 yd punt return (Blewitt kick), 6:43 (2nd)  
 BGSU - Bayer 29 yd pass from Johnson (Tate kick), 1:28 (2nd)  
 BGSU - Gates 94 yd kickoff return (Tate kick), 14:49 (3rd)  
 BGSU - Tate 46 yd field goal, 9:52 (3rd)  
 UP - Blewitt 28 yd field goal, 5:59 (3rd)  
 UP - Voytik 5 yd run (Blewitt kick), 9:31 (4th)  
 BGSU - Burbink 15 yd pass from Johnson (Tate kick), 4:42 (4th)  
 UP - Blewitt 39 yd field goal, 1:17 (4th)

GAME STATISTICS	UP	BG
First Downs	21	18
Rushing	39-255	34-10
Passing	13-22-0-232-0	21-33-0-279-2
Total Plays-Yards	61-487	67-289
Fumbles: No.-Lost	0-0	1-0
Penalties: No.-Lost	4-50	4-36
Punts: No.-Yards	4-164	5-273
Kick Returns: No.-Yards-TDs	4-107-0	5-183-1
Punt Returns: No.-Yards-TDs	3-69-1	0-0-0
Time of Poss.	28:50	31:10

### Leaders

Rushing	Att.	Yds.	TD	Long
Conner (UP)	26	229	1	45
Greene (BGSU)	18	39	0	8

Passing	Comp.	Att.	Yds.	TD
Savage (UP)	8	13	124	0
Johnson (BGSU)	20	32	272	2

Receiving	Rec.	Yds.	TD	Long
Boyd (UP)	8	173	0	62
Joplin (BGSU)	6	86	0	22

Chris Blewitt's field goal with 1:17 remaining gave the University of Pittsburgh a 30-27 win over the Bowling Green State University football team Thursday night (Dec. 26), in the Little Caesars Pizza Bowl at Ford Field in Detroit, Mich.

The win gives the Panthers a final record of 7-6, while the Falcons end the 2013 season with a record of 10-4.

Pitt freshman James Conner ran for 229 yards and a touchdown, while the Panthers' Tyler Boyd had 173 receiving yards and returned a punt 54 yards for a score.

The Panthers had 487 yards of total offense to the Falcons' 289. BGSU quarterback Matt Johnson threw for 272 yards and a pair of scores, completing 20 of 32 passes on the night. For Pitt, Tom Savage was 8-of-13 for 124 yards before leaving the game due to injury late in the first half. Chad Voytik was 5-of-9 for 108 yards in relief.

Pitt had a total of seven quarterback sacks in the game.


The Pitt offense went three and out on each of the first two drives. The BGSU defense forced Pitt into three plays of negative yardage and one incomplete pass in those first two drives. On third down of each drive, Pitt picked up positive yardage, but not enough for the first down in either case.

Meanwhile, the Falcons were forced to punt on their opening drive. Matt Johnson's 16-yard pass to Heath Jackson on third down was not enough to overcome a sack earlier in the possession, which ended with a 60-yard punt by Brian Schmiedebusch. But, on BG's second drive, Johnson found Shaun Joplin for gains of 18 and 17 yards, respectively, on back-to-back plays. Joplin led the BG receivers with six catches and 86 yards vs. the Panthers. The Falcons got into the red zone before the drive stalled, and Tyler Tate kicked a 28-yard field goal to give the Brown and Orange the early lead.

Trailing by a touchdown at halftime, BGSU drew even at the start of the second half, as BooBoo Gates returned the opening kickoff 94 yards for a score. Tate's PAT tied the game with only 11 seconds elapsed.

That Gates return tied the school record for longest kickoff return in history, matching Leon Weathersby's 94-yard return in a 1997 game at Perry Stadium.

The next drive, however, saw the Panthers kick what proved to be the winning field goal. On the second play of that drive, Voytik rolled out and gained 19 yards, giving Pitt a first down at midfield. Conner gained 20 yards on the following play. Voytik handed the ball to Conner on each of the next three plays, gaining a total of nine yards. On that third-down play, Conner was stopped for no gain, but on fourth down, Blewitt's 39-yard kick was good.







# BGSU HISTORY • BOWL GAMES

## 2014 Camellia Bowl

Bowling Green 33, South Alabama 28

Dec. 26, 2013 - Ford Field

USA	7	0	7	14	-	28
BGSU	14	6	7	6	-	33

BGSU - Lewis 44 yd pass from Knapke, 11:59 (1st)

BGSU - Greene 1 yd run, 7:17 (1st)

USA - Houston 44 yd run, 5:42 (1st)

BGSU - Tate 39 yd field goal, 6:49 (2nd)

BGSU - Tate 22 yd field goal, :53 (2nd)

USA - Bridge 15 yd run, 6:00 (3rd)

BGSU - Greene 17 yd run, 4:33 (3rd)

USA - Buford-Hughes 18 yd pass from Bridge, 11:23 (4th)

USA - Timmons 3 yd run, 1:20 (4th)

BGSU - Lewis 78 yd pass from Knapke, 1:04 (4th)

### GAME STATISTICS

	USA	BG
First Downs	23	24
Rushing	38-136	49-131
Passing	20-37-2-279-1	26-41-0-369-2
Total Plays-Yards	75-415	90-500
Fumbles: No.-Lost	2-2	2-1
Penalties: No.-Lost	5-48	8-79
Punts: No.-Yards	7-339	7-330
Kick Returns: No.-Yards-TDs	7-139-0	5-115-0
Punt Returns: No.-Yards-TDs	3-12-0	3-8-0
Time of Poss.	25:35	34:25

### Leaders

Rushing	Att.	Yds.	TD	Long
Houston (USA)	5	53	1	44
Coppet (BGSU)	16	70	0	31

Passing	Comp.	Att.	Yds.	TD
Bridge (USA)	20	37	279	1
Knapke (BGSU)	25	39	368	2

Receiving	Rec.	Yds.	TD	Long
Woodson (USA)	6	122	0	45
Lewis (BGSU)	4	137	2	78

MONTGOMERY, Ala.—With 1:04 remaining in the game, quarterback James Knapke found freshman wide receiver Roger Lewis for a 78-yard touchdown to put the Bowling Green State University football team ahead for good, 33-28, over South Alabama in the inaugural Raycom Media Camellia Bowl on Saturday night. With the victory Bowling Green finishes the 2014 season with an 8-6 record and their first win in a bowl game since the 2004 season.

"I wish I could take your TV camera into that locker room with me before I walked back over here (for postgame interviews) and let it run for about five minutes and hand you the tape, every time somebody wants to eliminate a bowl like this," Dino Babers said in response to a question about the new bowl. "To end the season with a bowl win and to end the season with an opportunity to play in a bowl is a fabulous gift to student-athletes."

With 1:20 to play in the game, South Alabama had taken the lead on a three-yard rush by running back Terrance Timmons, overcoming a 13-point deficit to take a 28-27 lead.

But, on the first play from scrimmage, Knapke would find Lewis deep down the middle of the field and the freshman would do the rest for his second game-winning touchdown reception of the season.

Knapke was named Bart Starr Most Valuable Player, passing for 368 yards and two touchdowns – both of which were to Lewis. Lewis finished with a team-high 137 yards receiving in the game, finishing his inaugural campaign with 1,093 receiving yards. He became just the seventh player in BGSU history to have a 1,000-yard season and was the first freshman to ever do so.

"What a story," Babers said. "How he (Knapke) started (playing in) the first game, finishing up the WKU game, started the VMI game, big win over Indiana. Takes us to a 5-2 record, then we have a little bit of a slide. Still win the East, still get to the MAC Championship Game, then we have a bowl game like this. Man, who would have ever think that his name would be underneath Bart Starr for the MVP of this bowl game in its inaugural year? That's an OMG right there."

The Bowling Green defense would come up with their second interception of the night on the ensuing drive to seal the victory for the Orange and Brown.

On the first drive of the night, Bowling Green would move the ball into South Alabama territory, but would face a 4th-and-2 from the USA 44 yard line. On the fourth down play, Knapke would drop back and find Lewis past his defender for a BGSU touchdown and 7-0 lead.

The Falcons would increase their lead to 14-0 later in the first quarter with a one-yard rush by Travis Greene, capping off a nine play, 93-yard drive for the score. The big play on the drive came on Gehrig Dieter's 53-yard reception from Knapke.

The Jaguars, playing in their program's first-ever bowl game, wouldn't fold. South Alabama would respond to Bowling Green's long scoring drive with a touchdown of their own, closing the lead to 14-7.


BGSU's Tyler Tate would add two field goals – of 39 and 22 yards – to give the Falcons a 20-7 lead going into the half. On Saturday night, Tate would score nine points, finishing with 114 points on the season – most by a kicker in BGSU school history for a single season.

After a punt to begin the second half, South Alabama would drive the field into the red zone. After a long run by quarterback Brandon Bridge, USA would fumble and Bowling Green's Kendall Montgomery would recover it and give the ball back to the Orange and Brown.

USA wouldn't fold, however, getting a defensive stop and scoring to make it 20-14 with 6:00 minutes to play in the third quarter on a Bridge 15-yard rush.

On the ensuing kickoff, the Jaguars would opt to kick short and linebacker Austin Valdez would make them pay with a kick return into Jaguar territory. The Falcons' offense would go 47 yards in five plays, capped by Greene's 17-yard touchdown scamper to extend Bowling Green's lead back out to two scores – at 27-14.

South Alabama would score 14 straight points in the fourth quarter to take the lead, but Knapke's bomb to Lewis would allow the Falcons to come out victorious in the Camellia Bowl. The win for the Falcons marked the first bowl win for the Mid-American Conference since the 2012 season.





# BGSU HISTORY • BOWL GAMES

## FALCON BOWL-GAME RECORDS

### INDIVIDUAL RECORDS

#### RUSHING

Most Attempts.....	31, Chip Otten, vs. Fresno State, 1982
Net Yards.....	151, P.J. Pope, vs. Memphis, 2004
.....	136, Chip Otten, vs. Fresno State, 1982
.....	113, Zeb Jackson, vs. Nevada, 1992
Touchdowns.....	2, Three Times (Last: Travis Greene, vs. South Alabama 2014)
Average per Carry.....	11.1, Jeff Davis, vs. Fresno State, 1985 (7/78)
Long.....	31, Fred Coppet, 2014

#### PASSING

Attempts.....	50, Josh Harris, vs. Northwestern, 2003
Completions.....	38, Josh Harris, vs. Northwestern, 2003
Yards.....	387, Tyler Sheehan vs. Idaho, 2009
Interceptions.....	3, Brian McClure, vs. Fresno State, 1985
Touchdowns.....	5, Omar Jacobs vs. Memphis, 2004
TD passes by a non-QB.....	1, LeRoy Smith, vs. Nevada, 1992 (to QB Erik White)
.....	1, LeRoy Smith, vs. Fresno State, 1991 (to TE Brent Landman)
Completion Pct.: .....	.760, Josh Harris, vs. Northwestern, 2003 (38/50)
Average per Completion .....	17.2, Jim Potts, vs. Fresno State, 1961
Long.....	78, James Knapke to Roger Lewis, vs. South Alabama 2014

#### RECEIVING

Receptions .....	17, Freddie Barnes vs. Idaho, 2009
Yards.....	217, Freddie Barnes vs. Idaho, 2009
Touchdowns.....	3, Freddie Barnes vs. Idaho, 2009
Avg. per Reception.....	34.3, Roger Lewis vs. South Alabama, 2014
Long.....	78, Roger Lewis vs. South Alabama, 2014

#### SCORING

Points .....	18, P.J. Pope, vs. Memphis, 2004
.....	18, Freddie Barnes vs. Idaho, 2009
Points (kicker) .....	10, Shaun Suisham, vs. Memphis, 2004
Touchdowns.....	3, P.J. Pope, vs. Memphis, 2004
.....	3, Freddie Barnes vs. Idaho, 2009
PAT Attempts.....	7, Shaun Suisham, vs. Memphis, 2004
PATs Made .....	7, Shaun Suisham, vs. Memphis, 2004
Field-Goal Attempts .....	3, Tyler Tate vs. South Alabama, 2014
Field Goals Made .....	2, Twice (Last: Tyler Tate vs. South Alabama, 2014)
Long FG.....	46, Tyler Tate vs. Pittsburgh, 2013

#### PUNTING

Attempts.....	7, Twice (Last: Joseph Davidson vs. South Alabama, 2014)
Yards.....	330, Joseph Davidson vs. South Alabama, 2014
Average.....	54.6, Brian Schmiedebusch vs. Pittsburgh, 2013
Long.....	67, Brian Schmiedebusch vs. Pittsburgh, 2013

#### TOTAL OFFENSE

Plays .....	71, Josh Harris, vs. Northwestern, 2003
Yards.....	454, Josh Harris, vs. Northwestern, 2003

#### KICK RETURNS

Punt Returns.....	3, Twice (Last: Ryan Burbrink vs. South Alabama, 2014)
Punt Return Yards .....	21, Charles Sharon, vs. Northwestern, 2003
Avg. per PR.....	12.0, Ken Burrell, vs. Nevada, 1992
Long.....	13, Charles Sharon, vs. Northwestern, 2003
Kickoff Returns .....	4, Roger Williams vs. Tulsa, 2007
.....	4, BooBoo Gates vs. Pittsburgh 2013
KOR Yards.....	165, BooBoo Gates vs. Pittsburgh 2013
Avg. per KOR* .....	41.3, BooBoo Gates vs. Pittsburgh 2013
Long.....	94, BooBoo Gates vs. Pittsburgh 2013 (TD)

\* minimum 2 returns

#### INTERCEPTIONS

Interceptions .....	2, Martin Bayless, vs. Fresno State, 1982
Yards.....	9, Martin Bayless, vs. Fresno State, 1982
Touchdowns.....	None
Avg. per Return .....	23.0, Arch Tunnell, vs. Fresno State, 1961
Long.....	23, Arch Tunnell, vs. Fresno State, 1961 (1/23)

#### FUMBLES

Fumbles Forced.....	2, Keon Newson vs. Northwestern, 2003
---------------------	---------------------------------------

#### TEAM RECORDS

##### POINTS

Points, Game .....	52, vs. Memphis, 2004
Points, Half .....	35 (1st), vs. Memphis, 2004
Points, Quarter.....	21 (1st), vs. Memphis, 2004
.....	21 (4th), vs. Idaho, 2009

#### FIRST DOWNS

First Downs .....	30, vs. Northwestern, 2003
FD Rushing.....	10, vs. Nevada, 1992
FD Passing.....	21, vs. Northwestern, 2003
FD Penalty.....	6, vs. Fresno State, 1991

#### RUSHING

Rushing Attempts .....	49, vs South Alabama 2014
Net Rushing Yards .....	193, vs. Memphis, 2004

#### PASSING

Attempts.....	51, vs. Northwestern, 2003
Completions.....	38, vs. Northwestern, 2003
Most Interceptions.....	3 vs. Northwestern, 2003
.....	3, vs. Fresno State, 1985
.....	3, vs. Fresno State, 1961
Fewest Interceptions.....	0, vs. Nevada, 1992
Yards.....	388 vs. Idaho, 2009

#### TOTAL OFFENSE

Plays .....	90, vs. South Alabama, 2014
Yards.....	558, vs. Memphis, 2004
Average per play.....	7.5 vs. Idaho, 2009

#### PENALTIES

Most Penalties .....	11 vs. Fresno State, 1985
Most Penalty Yards.....	79, vs. South Alabama, 2014
Fewest Penalties .....	1, vs. Northwestern, 2003
Fewest Penalty Yards.....	14, vs. Memphis, 2004

#### INTERCEPTIONS

Most Interceptions.....	4, vs. Fresno State, 1982
Most Return Yards .....	24, vs. Fresno State, 1982
Fewest Interceptions.....	0, vs. Nevada, 1992
Fewest Return Yards .....	0

#### PUNTING

Punts .....	7, Twice (Last: vs. South Alabama, 2014)
Yards.....	330, vs. South Alabama, 2014
Avg.....	47.1, vs. South Alabama, 2014

#### PUNT RETURNS

Returns .....	3, vs. Idaho, 2009
Yards.....	21, vs. Northwestern, 2003
Avg.....	12.0, vs. Nevada, 1992

#### KICKOFF RETURNS

Kickoff Returns .....	10 vs. Tulsa, 2007
Yards.....	221, vs. Tulsa, 2007
Avg.....	22.1, vs. Tulsa, 2007 (10/221)

#### TIME OF POSSESSION

Most .....	35:40, vs. Fresno State, 1982
Least.....	29:12, vs. San Jose State, 2012

#### ATTENDANCE

51,286 vs. Northwestern, 2003
36,932 vs. Tulsa, 2007
34,877 vs. Fresno State, 1991
33,145 vs. Fresno State, 1961
32,554 vs. Fresno State, 1985
30,000 vs. Fresno State, 1982
26,726 vs. Idaho, 2009
26,259 vs. Pittsburgh, 2013
24,000 vs. Memphis, 2004
20,256 vs. South Alabama, 2014
17,835 vs. San Jose State, 2012







# BGSU HISTORY • ALL-MAC PERFORMERS

BGSU HISTORY

## First Team ALL-MAC Selections

1952	..... Jim Ladd (E)
	..... Fred Durig (HB)
1953	..... Jim Ladd (E)
1954	..... Jack Hecker (E)
1955	..... Jack Hecker (E)
	..... Kenneth Russell (T)
	..... Fred Koch (T)
1956	..... Kenneth Russell (T)
	..... Tim Murnen (G)
	..... Harold Peek (C)
	..... Vic DeOrio (HB)
	..... Jack Giroux (FB)
1957	..... Tim Murnen (G)
	..... Larry Baker (T)
	..... Ray Reese (E)
1958	..... Ray Reese (E)
	..... Bob Zimpfer (T)
	..... Tom Colaner (E)
1959	..... Ron Blackledge (E)
	..... Bob Zimpfer (T)
	..... Bob Colburn (QB)
	..... Bernie Casey (HB)
1960	..... Jerry Croft (T)
	..... Jerry Colaner (G)
1961	..... Dick Newsome (G)
	..... Jerry Croft (T)
	..... Gary Sherman (G)
1962	..... Bob Reynolds (T)
	..... Gary Sherman (G)
	..... Ed Bettridge (C)
	..... Don Lisen (HB)
	..... Asa Elsea (K)
1963	..... Jay Cunningham (HB)
1964	..... Jay Cunningham (HB)
	..... Jerry Jones (T)
	..... Tom Reicosky (HB)
	..... Jamie Rivers (E)
	..... Stew Williams (FB)
	..... Heath Wingate (C)
	..... Jim Wisser (FB)
1965	..... Tony Fire (T)
	..... Jamie Rivers (E)
	..... Joe Souliere (HB)
	..... Mike Weger (HB)
	..... Stew Williams (FB)
	..... Heath Wingate (C)
1966	..... Jamie Rivers (E)
	..... Dick Wagoner (DB)
	..... Mike Weger (DB)
	..... Heath Wingate (C)
1967	..... Charles Burley (LB)
1968	..... Eddie Jones (SE)
	..... Joe Green (MG)
1969	..... Joe Green (MG)
	..... Bob Zimpfer (FL)
	..... Phil Villapiano (DE)
	..... Honester Davidson (DB)
1970	..... Phil Villapiano (DE)
	..... Dave Finley (G)
1971	..... Paul Miles (TB)
	..... John Czerwinski (T)
	..... Dennis Maupin (C)
1972	..... Paul Miles (TB)
	..... John Czerwinski (T)
	..... Fred Sturt (G)
	..... Tom Hall (DT)
1973	..... Paul Miles (TB)
	..... Phil Polak (FB)
1974	..... Dave Preston (RB)
1975	..... Steve Studer (C)
1976	..... John Obrock (T)
1978	..... Jeff Groth (FL)
	..... Mike Wright (QB)
1979	..... John Spengler (PK)
1980	..... John Spengler (PK)
	..... Todd Gates (DT)
1981	..... Martin Bayless (DB)
	..... Bryant Jones (RB)
	..... Jim Phelps (P)
1982	..... Martin Bayless (DB)
	..... Mark Emans (LB)
	..... Brian McClure (QB)
	..... Jim Phelps (P)
	..... Shawn Potts (WR)
	..... Andre Young (DT)
1983	..... Martin Bayless (DB)
	..... Mark Dowdell (TE)
	..... Mark Emans (LB)
	..... Brian McClure (QB)
	..... Jim Phelps (P)
1984	..... Brian McClure (QB)
	..... Brian Johnson (C)
	..... Stan Hunter (WR)
	..... Mark Dowdell (TE)
	..... Melvin Marshall (DB)
	..... Bernard White (RB)
1985	..... Stan Hunter (WR)
	..... Mike Estep (OG)
	..... Brian McClure (QB)
	..... Bernard White (RB)
	..... Melvin Marshall (DB)
	..... Greg A. Johnson (P)
1986	..... Paul Schweitzer (LB)
	..... Greg Johnson (NG)
	..... Mike Estep (OG)

	..... John Hunter (LB)
	..... Greg A. Johnson (P)
1987	..... Joe Foley (DE)
	..... John Hunter (LB)
	..... Kyle Kramer (DB)
1988	..... Kyle Kramer (DB)
	..... Reggie Thornton (WR)
1989	..... Ron Heard (WR)
	..... Cris Shale (P)
1990	..... Cris Shale (P)
	..... Terry Wilson (DB)
	..... Mark Ross (DL)
1991	..... Mark Szychalcic (WR)
	..... Brett Landman (TE)
	..... Erik White (QB)
	..... Mark Ross (DL)
	..... Terry Wilson (DB)
1992	..... Mark Szychalcic (WR)
	..... Joe Wyse (OL)
	..... Erik White (QB)
	..... Kevin O'Brien (OLB)
	..... Artie Mangham (ILB)
	..... Joe Bair (DB)
1993	..... Joe Wyse (OL)
	..... Matt Foley (OL)
	..... Zeb Jackson (RB)
	..... Rameir Martin (WR)
	..... Vince Palko (ILB)
	..... Bob Dudley (DL)
	..... Clint Frazier (DL)
1994	..... Ronnie Redd (WR)
	..... Chad Bukey (OL)
	..... Ryan Henry (QB)
	..... Brian Leaver (PK)
	..... Vince Palko (LB)
	..... Greg Cepek (DL)
	..... George Johnson (DB)
1995	..... Chad Bukey (OL)
	..... Derek Schorejs (PK)
	..... Jason Woullard (LB)
	..... Greg Cepek (DL)
1996	..... Kevin O'Neill (LB)
1997	..... Kevin O'Neill (LB)
2001	..... Robert Redd (WR)
	..... Brandon Hicks (NG)
2002	..... Robert Redd (WR)
2003	..... Scott Mruczkowski (C)
	..... Janssen Patton (CB)
	..... P.J. Pope (RB)
2004	..... Omar Jacobs (QB)
	..... Rob Warren (OL)
	..... Jovon Burkes (LB)
	..... Keon Newson (DB)
2006	..... Kory Lichtensteiger (OL)
	..... Devon Parks (DL)
2007	..... Kory Lichtensteiger (OL)
	..... Diyrall Briggs (DL)
2008	..... Diyrall Briggs (DL)
2009	..... Freddie Barnes (WR)
2010	..... Kamar Jordan (WR)
2011	..... Kamar Jordan (WR)
	..... Brian Schmiedebusch (P)
	..... Dwayne Woods (LB)
2012	..... Chris Jones (DL)
	..... Gabe Martin (LB)
	..... Chris Jones (DL)
	..... BooBoo Gates (DB)
2013	..... Dominic Flewellyn (OL)
	..... David "Chief" Kekuwa (OL)
	..... BooBoo Gates (DB)
2014	..... Roger Lewis (WR)
	..... Ryan Burbrink (PR)

## Second Team ALL-MAC Selections

1953	..... Bill Bradshaw (QB)
1954	..... Tom Kisselle (E)
1955	..... Tim Murnen (G)
	..... Jim Bryan (QB)
	..... Carlos Jackson (HB)
	..... Tom Kisselle (E)
1956	..... Don Nehlen (QB)
1957	..... Don Nehlen (QB)
	..... Vic DeOrio (HB)
	..... Bob Ramlow (HB)
1958	..... Jerry Roberts (E)
	..... Bob Colburn (QB)
	..... Bob Ramlow (HB)
	..... Harold Furcron (HB)
1959	..... Chuck Ramsey (G)
	..... Russ Hepner (HB)
	..... Jerry Dianiska (FB)
1960	..... Bob Bird (T)
	..... Jim Potts (QB)
	..... Don Lisbon (HB)
1961	..... Bob Reynolds (T)
	..... Jim Potts (QB)
	..... Russ Hepner (HB)
	..... Roger Reynolds (HB)
	..... Lou Youskievicz (C)
1962	..... Jay Cunningham (HB)
1963	..... Tom Sims (E)
	..... Bill Violet (G)
1966	..... Eddie Jones (E)
	..... Henry Orr (T)
	..... Roger Schmidt (G)

	..... Joe Siesel (LB)
	..... Dave Seiter (E)
	..... Joe Souliere (S)
1967	..... Joe Green (MG)
	..... Dennis Zolciak (LB)
1968	..... Larry Watson (C)
	..... Tom Standing (E)
	..... Dave Reese (T)
	..... Dennis Zolciak (LB)
	..... Dave Polak (LB)
	..... Jerry Machovina (HB)
1969	..... Carl Battershell (T)
	..... Dave Finley (G)
	..... Vern Wireman (QB)
	..... Tom Lloyd (T)
	..... Bob Simmons (LB)
1970	..... Bob Simmons (LB)
	..... Tom Merlitti (LB)
	..... Lawrence Kelly (S)
1971	..... Jerry Fields (FB)
	..... Fred Sturt (G)
	..... Larran Meador (DT)
	..... Julius Livas (DB)
1972	..... John Villapiano (LB)
	..... Earl Hargrove (MG)
	..... Myron Wilson (DB)
	..... Bill Pittman (WB)
	..... Phil Polak (FB)
	..... Greg Mecza (TE)
1973	..... Roger Wallace (SE)
	..... John Jacquot (T)
	..... Kevin Taylor (DE)
	..... Tom Hall (DT)
1974	..... Steve Studer (C)
	..... Dave Kulik (G)
	..... Gene Jones (T)
	..... Dave Brown (MG)
	..... Bill Whidden (DE)
	..... Jim Reynolds (LB)
	..... Art Thompson (DB)
1975	..... Dan Saleet (FB)
	..... Dave Preston (TB)
	..... Gene Jones (OT)
	..... Dave Brown (MG)
	..... Sherrill Jackson (DB)
1976	..... Jeff Groth (SE)
	..... Mark Miller (QB)
	..... Dave Preston (RB)
	..... Alex Prosak (DT)
	..... Greg Kampe (DB)
1977	..... Greg Kampe (DB)
	..... Jack Williams (DT)
	..... Doug Smith (OG)
	..... Jeff Groth (WR)
1978	..... Dirk Abernathy (DB)
1979	..... Bob Harris (OT)
	..... Dan Shetler (WR)
	..... Tim Ross (DE)
1980	..... Martin Bayless (DB)
	..... Dean Hull (OG)
	..... Dan Shetler (WR)
1981	..... Pat Kennedy (DE)
	..... Jac Tomasello (DB)
	..... Craig Valentine (DT)
1982	..... Greg King (OG)
	..... John Meek (TE)
	..... Chip Otten (TB)
	..... Greg Taylor (WR)
	..... Stu Tolle (DT)
1983	..... Stan Hunter (WR)
	..... Melvin Marshall (DB)
1984	..... Greg King (OG)
	..... Shawn Simms (DE)
	..... Joe Prchlik (MG)
	..... Troy Dawson (LB)
	..... Greg A. Johnson (P)
1985	..... Greg Meehan (WR)
	..... Mark Nelson (OT)
	..... Dave Bittner (OG)
	..... Eric Helgesen (C)
	..... George Schmeltzle (RB)
	..... Paul Silvi (PK)
	..... Chris Hartman (LB)
	..... Vince Villanucci (DL)
	..... Mike Foor (DL)
	..... Troy Dawson (LB)
	..... Dean Bryson (DB)
1986	..... Mark Nelson (OT)
	..... Joe Foley (LB)
	..... Kyle Kramer (DB)
1987	..... Rich Dackin (QB)
	..... Mike Otten (RB)
	..... Ray Redd (DB)
	..... Reggie Thornton (WR)
1988	..... Cris Shale (P)
1989	..... Rich Dackin (QB)
	..... Reggie Thornton (WR)
1990	..... Pat Jackson (TE)
	..... Keith Pace (LB)
	..... Duane Crenshaw (LB)
1991	..... Nick Sims (OG)
	..... LeRoy Smith (RB)
	..... Kevin O'Brien (LB)
	..... Paul Harris (DL)
	..... Carlos Brooks (DB)
1992	..... Brad Long (TE)


	..... LeRoy Smith (RB)
	..... Bob Dudley (DL)
	..... Carlos Brooks (DB)
	..... Ken Burruss (DB)
1993	..... Lee Boyer (OLB)
	..... Steve Rodriguez (DB)
1994	..... Rameir Martin (WR)
	..... Trevor Stover (TE)
	..... Jason Peters (OL)
	..... Charlie Williams (DB)
1996	..... Courtney Davis (RB)
	..... Dan King (DL)
1997	..... Dameron Hamilton (WR)
1998	..... Kurt Gerling (LB)
	..... Andy Pollock (P)
1999	..... Rob Fehrman (OL)
	..... Joe O'Neill (LB)
2000	..... Brandon Hicks (DL)
2001	..... Khary Campbell (LB)
	..... Janssen Patton (CB)
2002	..... Dennis Wendel (OL)
	..... Chris Haneline (LB)
	..... Alex Glantzis (DL)
	..... Janssen Patton (CB)
2003	..... Josh Harris (QB)
	..... Mitchell Crossley (DE)
2004	..... Scott Mruczkowski (OL)
	..... Kory Lichtensteiger (OL)
	..... Shaun Susham (K)
	..... P.J. Pope (RB)
	..... Mitchell Crossley (DB)
	..... Daniel Sayles (LB), Hon Mention.
2005	..... Charles Sharon (WR)
	..... Omar Jacobs (QB)
	..... Kory Lichtensteiger (OL)
	..... Derrick Markray (OL)
	..... Terrill Mayberry (DB)
2006	..... Terrell White (LB)
2007	..... P.J. Mahone (DB)
	..... Drew Nystrom (OL)
2009	..... Jimmy Scheidler (TE)
2010	..... Eugene Cooper (PR)
	..... Dwayne Woods (LB)
	..... Bryan Wright (P)
2011	..... BooBoo Gates (KR)
2012	..... Jordan Roussos (OL)
	..... Brian Schmiedebusch (P)
2013	..... Travis Greene (RB)
	..... Ryan Burbrink (PR)
	..... Alex Huettel (TE)
	..... Ted Quellet (DL)
	..... D.J. Lynch (LB)
	..... Gabe Martin (LB)
2014	..... Gabe Martin (LB)
	..... Alex Huettel (OL)
	..... Nick Johnson (CB)

## Third Team ALL-MAC Selections

2007	..... Tyler Sheehan (QB)
	..... Sinisa Vrvilo (K)
	..... Antonio Smith (DB)
	..... Freddie Barnes (WR)
2008	..... Nick Iovinelli (P)
2009	..... Tyler Sheehan (QB)
	..... Shane Steffy (OL)
2010	..... Willie Geter (RB)
	..... Chris Jones (DT)
2011	..... Ben Bojicic (OL)
2012	..... Dominic Flewellyn (OL)
	..... Dwayne Woods (LB)
	..... Ted Quellet (DL)
	..... Cam Truss (DB)
2013	..... Alex Bayer (TE)
2014	..... Tyler Tate (K)
	..... Bryan Thomas (DL)



## BGSU HISTORY • CHAMPIONSHIP TEAMS



### 1956 Team (8-0-1 Overall, 5-0-1 MAC)

Seated (l-r): John Galyas, Dick Bruck, Joe DeLuca, Don Nehlen, Kenny Russell, Harold Peek, Jack Giroux, Dan Hurst, Larry Kent, Tim Murnen, Karl Koepfer, Carlos Jackson. 2nd row: Jim Dreher, Vic DeOrio, Bob Morrill, Dale Pittman, Greg Mee, Jim Young, Frank D'Eramo, Larry Baker, Ed Janeway, Jerry Milazewski, Bill Page, Mahlon Rouch, Ray Bennett, Jim Derr, Bob Ramlow, Brian Lewis, Bill Spencer, Don Cole. 3rd row: Larry Kelly, Pat Collins, Bill Lyons, Sturgal Russell, Jay Knierim, Jim Cordiak, Ray Reese, Max Schindler, Bob Vannett, Norm Salminen, John Valentine, Dan Zunk, Don McFayden, Joe Bates, Dale Huston, Eddie Mack, Freddie Churchill. Not Pictured: Charles Perry; Doyt Perry, head coach; Bob Gibson, assistant coach; Bill Gunlock, assistant coach; Bob Dudley, assistant coach; Bruce Bellard, assistant coach; Forrest Creason, assistant coach.



### 1959 Team (9-0-0 overall, 6-0-0 MAC) - National College Division Champions

Front Row (l-r): Bob Gibson, assistant coach; Chuck Ramsey, Ken Whalen, Al Hoover, Tom Colaner, Bob Zimpfer, Bob Colburn, Jerry Roberts, Dan Roberds, Dave McClain, Doyt Perry, head coach. 2nd row: Bob Dudley, assistant coach; Al Junior, John Ruper, Jerry Dianiska, Glenn Fitch, Joe Spilewski, Ron Blackledge, Jim Grant, Lou Youskievicz, Russ Hepner, Seb LaSpina, graduate assistant. 3rd row: Jim Ruehl, assistant coach; Jim Andrews, Ron Isgro, Jerry Colaner, Bob Bird, Ralph White, Dick Vura, Clarence Mason, Bernie Casey, Chuck Comer, Glenn Sharp, head equipment manager. 4th row: Dick Young, assistant coach; Jack Harbaugh, Arch Tunnell, Ed Travis, Ed Phillips, Dave Radlinski, Bob Reublin, Roger Klicman, Fred Elliott, Ken Fink, Al Studer, Steve Morton, student manager. 5th row: Jim Young, assistant coach; Mervin Ward, Al Kebl, Milt Levy, Jay Loescher, Wayne Mauk, Don Meister, Dick Hunt, Angelo Privitera, Joe Nussbaum, Jim Potts, Bill McKelvey, student manager. 6th row: Bill Mallory, assistant coach; Ray Kwiatkowski, Lloyd Dempsey, Dick Newsome, Chuck Pratt, Ron Williams, Karl Anderson, Jerry Croft, Jay Hershey, Larry Smith, John Galyas, graduate assistant.





## BGSU HISTORY • CHAMPIONSHIP TEAMS



### 1961 Team (8-2-0 overall, 6-1-0 MAC)

Front row (l-r): Don Meister, Russ Hepner, Jim Potts, Ken Fink, Angelo Privitera, Larry Smith, Ray Kwiatkowski, Arch Tunnell, Joe Nussbaum, Al Junior, Dick Newsome, Jerry Croft. 2nd row: Lou Youskievich, Don Lisbon, Tom Hogrefe, Bert Kennedy, Al Studer, Bob Fearnside, Karl Anderson, Ed Bettridge, Asa Elsea, Ray Bell, Jay Dorsey. 3rd row: Larry Stebleton, Frank Hedges, Roger Reynolds, Tony Ruggiero, Walt Armour, Jim Wasserman, Terry Hartshorn, Doug Parrish, Gary Sherman, Bill Violet, Joe Grant. 4th row: Robert Crofcheck, Robert Blue, Keith Sommer, John Doyle, John Haschak, Dick King, Larry Cook, Wayne Smith, Fred Koester, Earl Whiteside. 5th row: Bill Keller, Gary Whitaker, Ron Krueger, Moe Ankney, Fred Phillis, Ken Burke, Dick King, Jerry Ward, Bob Reynolds, Barry Weaver, Willis Jones. 6th row: Jim Ruehl, assistant coach; Mike Malmisur, graduate assistant; Dave McClain, graduate assistant; Dick Young, assistant coach; Bill Mallory, assistant coach; Doyt Perry, head coach; Bob Dudley, assistant coach; Bob Gibson, assistant coach; Tom Jennell, graduate assistant; Glenn Sharp, equipment manager; Al Sawdy, head trainer; Myron Carson.



### 1962 Team (7-1-1 overall, 5-0-1 MAC)

Front row (l-r): Asa Elsea, Tony Ruggiero, Roger Reynolds, Don Lisbon, Bill Keller, Tom Hogrefe, Gary Sherman, Bob Fearnside, Bob Reynolds, Bob Crofcheck, Jim Wasserman, Frank Hedges, Bert Kennedy. 2nd row: Bill Violet, Barry Weaver, Bill Ruiter, Ron Eaton, Fred Phillis, Ed Bettridge, Ken Burke, Mike Witte, Willis Jones, Bob Blue, Ray Bell, Fred Koester. 3rd row: Tony Trent, John Moyer, Ken Hockman, Jerry Harris, Moe Ankney, John Haschak, Tom Sims, Larry Cook, Jerry Ward, Mike Jenks, Paul Polen, Phil Baldwin. 4th row: Jay Cunningham, Wayne Smith, John Doyle, John Larson, Earl Scott, Ron Nestich, Lynn Robinson, Dave Seline, Jay Dorsey, Norm Limpert, Tom Reicosky, Steve Huzicko. 5th row: Bill Kren, Ken Gray, Truman Martin, Jim Wisser, Keith Hamilton, Bill Regnier, Mel Foels, Jim Jones, Earl Whiteside, Guy McCombs, Tony Lawrence, Gary Whitaker. 6th row: Wayne Ambrose, graduate assistant; Angelo Privitera, graduate assistant; Archie Tunnell, graduate assistant; Dick Young, assistant coach; Doyt Perry, head coach; Jim Ruehl, assistant coach; Bill Mallory, assistant coach; Bob Dudley, assistant coach; Bob Gibson, assistant coach; Ron Isgro, graduate assistant; Glenn Sharp, equipment manager; Dale Googins, assistant trainer.





## BGSU HISTORY • CHAMPIONSHIP TEAMS



### 1964 Team (9-1-0 overall, 5-1-0 MAC)

Front row (l-r): Tom Sims, Ken Hockman, Jerry Harris, Mel Foels, Lynn Robinson, Dave Seline, Norm Limpert, Jay Cunningham, John Larson, Tom Reicosky, Jerry Ward, Jim Wisser, Tony Trent, Jim Jones, Tony Lawrence. 2nd row: Russ Jacques, Joe Seisel, Jim Porowski, Heath Wingate, Joe Souliere, Frank Slessman, Dave Cramner, Dick Wagoner, Ray Feilitz, Jim Goings, Dwight Wallace, Mike Pricer, Tom Donohue, Tom Mako, Jerry Jones, Morris Williamson. 3rd row: Bill Bonezzi, Jerry Hunter, Jim Nolting, Bob White, Bob Hughes, John Jennings, Jim Grant, Bill Toth, Bob Heider, Frank Harpold, Bob Pratt, Tom Wright, Tony Fire, Lynn Baker, Bruce Burdick. 4th row: Tim Witte, Al McQuigg, Steward Williams, Phil Moses, Frank Williams, Henry Orr, Jamie Rivers, Bill Earhart, Mike Weger, Jim Violet, Nick Norman, Fritz Snider, Ed Helminger, Tom O'Leary, Paul Rolf, John Sohn. 5th row: Al Gibbs, graduate assistant; Ron Chismar, assistant coach; Chuck Pratt, graduate assistant; Bill Mallory, assistant coach; Bob Gibson, assistant coach; Doyt Perry, head coach; Bob Dudley, assistant coach; Jim Ruehl, assistant coach; Dick Young, assistant coach; Bill Violet, assistant coach; Jim Perry, graduate assistant; Willis Woods, graduate assistant. 6th row: Bill Jones, Charlie Crandall, Ken Kopke, Steve Thomas, Al Sawdy, Head Trainer; Dr. Henry Votsburger, team doctor; Glenn Sharp, equipment manager; Don Woods, John Banks.



### 1965 Team (7-2-0 overall, 5-1-0 MAC) - Co-Champions

Front row (l-r): Jerry, Jones, Tony Fire, Paul Rolf, Nick Norman, Tom O'Leary, John Jennings, Jim Violet, Bill Earhart, Dwight Wallace, Jim Grant, Bob Pratt, Tom Wright, Ed Helminger, Lynn Baker, Fritz Snider. 2nd row: Bob Wolfe, Joe Pearce, Joe Souliere, Joe Siesel, Heath Wingate, Henry Orr, Ray Feilitz, Jim Porowski, John Sohn, Charles Burley, Melvin Williams, Dick Wagoner, Dave Cramner, Larry Bresko, Jim Korpowski. 3rd row: Russ Jacques, Tom Mako, Frank Harpold, Mike Weger, Jim Perry, Bob Hannon, Dick Waring, Bob Heider, Tom Donohue, Paul Garrett, Ernie George, Phil Hapner, Dave Seiter, Frank Giganti. 4th row: Bob White, Jamie Rivers, Stew Williams, Al McQuigg, Tim Witte, Larry Smith, Dave Carpenter, John Shartle, John Gregory, Tom Luettker, Jerry Hunter, Bruce Burdick, Virgil Parker, Bill Becker, Chet Boyer, Roger Schmidt. 5th row: Don Woods, student manager; Ed Montgomery, student manager; John Banks, student manager; Glenn Sharp, equipment manager; Mel Foels, graduate assistant; Elliott Uzelac, assistant coach; Bill Violet, assistant coach; Fred Phillis, graduate assistant; Dick Young, assistant coach; Bob Colburn, graduate assistant; Tom Reicosky, assistant coach; Bob Dudley, assistant coach; Tom Kisselle, assistant coach; James Ruehl, assistant coach; Don Nehlen, assistant coach; Bob Gibson, head coach.





## BGSU HISTORY • CHAMPIONSHIP TEAMS



### 1982 Team (7-5-0 overall, 7-2-0 MAC) - California Bowl II Participant

Front row (l-r): Greg Taylor, Chip Otten, Steve Swan, Larry Stratton, Dave Hagaman, Kevin Browning, Bryant Jones, Andre Young, Terry Gyetvai, Tom Glendening, Shawn Potts, Jim Schumann, Rick Deutsch. 2nd row: Dean Hall, Mark Emans, Clarence Abernathy, John Meek, Jac Tomasello, Eric Barnard, Bruce Bangert, Greg King, Joe Prchlik, David Miller, John Downing, Randy Rowe, Dayne Palsgrove. 3rd row: Stan Brue, Charles Alcorn, Mark White, Ray Rockwell, Andy Stark, Stu Tolle, Don Gregoire, Tony Graham, Martin Bayless, Broderick Knight, Lamont Wagner, Bryan Meek, Jim Frericks. 4th row: Gene Hoffman, Mark Miller, Dan Schriener, Jim Gresbach, Gehad Youssef, Scott Mroczkowski, Ken Babich, Norm Recla, Vic Cales, Shawn Simms, Ted Shingleton, Scott Norris, Mike Welch, Steve Truchly. 5th row: Jim Phelps, Chris Neal, Paul Richards, Brian Johnson, Jim Riemland, Steve Schroeder, Trent Tate, Mark Rader, Harold Moore, Mark Dowdell, Kevin Talley, Pat O'Gara, Chris Hartman, Mike Foor, Vince Villanucci. 6th row: Darryl Story, Bill Kuhlman, Tim Lane, Doug Carrico, Mike Estep, Tom Dunn, Troy Dawson, Steve Bok, George Schmelzle, Andre Fullwood, Andre Jackson, Lawrence Lewis, Brian McClure, Glenn Shupe, Jerry Bayless. 7th row: Bill Jones, head trainer; Kurt McClurg, Judy Imhoff, Todd Music, Mark Stoessner, Vickie Graham, Rob Hassan, Dave Bittner, Doni Jones, Melvin Marshall, Stan Hunter, Joe Sharp, equipment manager; Randy Jones, Bruce Sanborn, Steve Iwanicki, Dan Ries, Dan Reiner. 8th row: Greg Polnasek, graduate assistant; Pete Riesen, assistant coach; Wayne Moses, assistant coach; Tim McConnell, assistant coach; Gerry Solomon, assistant coach; Denny Stolz, head coach; Scott Seeliger, assistant coach; Jim Heacock, assistant coach; Steve Devine, assistant coach; Kit Cartwright, assistant coach; Mark Smith, graduate assistant.




### 1985 Team (11-1-0 overall, 9-0-0 MAC) - California Bowl V Participant

Front Row (l-r): Gerald Bayless, Bill Kuhlman, George Schmelzle, Rick Mitchell, Sean Dykes, Mike Foor, Vince Villanucci, Brian McClure, Troy Dawson, Dan Schriener, Mike Estep, Greg Meehan, Chris Hartman, Norm Recia. 2nd row: Mark Polivka, Will Cox, Stan Hunter, Chris Neal, Joe Boxley, Bernard White, Doug Carrico, Rick Neiman, Stan Brue, John Kaplan, Dave Bittner, Paul Schweitzer, Andre Jackson, Melvin Marshall, Darryl Story. 3rd row: Mark Nelson, Dean Rutan, Joe Foley, Neal Mahoney, Jack Coppess, Mike Otten, Ray Redd, Rick Howard, Erik Johnson, Greg Johnson, John Hunter, Keith Best, Robert Rogers, Greg Studrawa, Chris Plescia. 4th row: Andre Vaughn, Eric Williams, Phil Walker, Michael Jackson, Tony Parker, Bob Adelsperger, Rod King, Mike Murray, Eric Helgesen, Mike Joyce, Doug Bitler, Ken Schriener, Bill McCreary, Bill McClure, Paul Silvi, Greg A. Johnson. 5th row: David Haynes, Fred Turner, Dean Bryson, Tony McCorvey, Derrick Gant, Mark Bongers, Lesley Harris, Jeff Sandru, Mike McGee, Ken Rankin, Eric Smith, Dennis Schiets, Tom Pope, Bill Whan, Ron Todd. 6th row: Phil Moser, Ronald Heard, Reggie Thornton, Derrick Carr, Jeff Davis, Ron Austin, David Kinzie, Pat Clarksean, Wayne Wright, Howard Copeland, Calvin Whitfield, Tom Bonham, Jerry Brooks, Ray Southard. 7th row: Kurt Barto, Assistant Trainer Chris Smalley, Terry Slattery, Steve Pritchard, Dave Kricer, Kyle Kramer, Jason Zeller, Scott Beckley, Larry Lambright, Shawn Zimmerman, Ron Viscounte, Colby Latimer, Tom Addie, Anthony Bell, Mark Sparger. 8th row: Bill Jones, head trainer; Mike Messaros, assistant trainer; Dave Ferkens, Ron Dunn, Bruce Sanborn, Jay Stelzer, Jim Carozza, Dave Wadley, Joe Sharp, equipment manager; Dayne Palsgrove, graduate assistant; Brian Rock, graduate assistant. 9th row: Scott Duncan, assistant coach; Mark Miller, assistant coach; Tim McConnell, assistant coach; Jon Hoke, assistant coach; Denny Stolz, head coach; Ray McCartney, graduate assistant; Reggie Oliver, assistant coach; Ed Schmidt, assistant coach; Mark Smith, assistant coach; Jan Quarless, assistant coach.





# BGSU HISTORY • CHAMPIONSHIP TEAMS



## 1991 Team (11-1-0 overall, 8-0-0 MAC) - California Raisin Bowl Champs

Front row (l-r): Nick Sims, D.J. Ogilvie, Brett Landman, Matt Kregel, Steve Wilbourne, Mark Ross, Paul Harris, Joe Brechun, Todd Powell. 2nd row: Brian Riffle, student trainer, Annette Davidson, assistant trainer, Derek Tefft, student trainer, Brian Sherman, Matt Zelina, Terry Wilson, Pat Gucciardo, Todd Currence, Scott Lindsay, Mike Calcagno, Rachel Zay, student trainer, Hugh Hendrix, student trainer. 3rd row: Chris Henwood, Artie Mangham, Paul Seeley, Dave Bielinski, Mark Szlachcic, Jerry Beattie, Kevin O'Brien, Erik White, Pat Dutton, Pete Kowalski, Brian Nartker, Mike Haack, Bill Jones, head trainer. 4th row: LeRoy Smith, Ken Burress, Carlos Brooks, Nick Eppert, Tony Parnell, Steve Bosko, Joe Castellano, Jeff Rottinghaus, Bill Strazinsky, Dave Hankins, Tony Lee, Chris Beier. 5th row: Lisa Grey, student equipment manager, Brett Price, Rocco Oddo, graduate assistant coach, Scott Seeliger, assistant head coach, Michael Faragalli, assistant coach, Jack Bush, assistant coach, Joey Batson, strength and conditioning coach, Gary Blackney, head coach, Bob Ligashesky, assistant coach, Tony Pusateri, assistant coach, Tom Passinaut, graduate assistant coach, Bob Babich, assistant coach, Paul Ferraro, assistant coach, Bruce Cunningham, graduate assistant coach, Terry Malone, assistant coach, Frank Yulasz, Joe Sharp, equipment manager. 6th row: Daryle Reitz, Jeff Jones, student equipment manager, Matt Foley, Ben Lee, Zeb Jackson, Matt Mahaney, Joe Wyse, Brad Long, Bob Dudley, Mike Dostall, Clint Frazier, Jason Wulff, Jamie Simmons, Joe Snyder, student equipment manager, Eric Pullins. 7th row: Chad Bukey, Bob Westerkamp, Ryan McElroy, Jermaine Spivey, Lee Boyer, Joe Bair, Ron Thorne, George Johnson, Darnell Staten, Brian Leaver, Tom Pate, Joe Canzoneri, Walter Regula. 8th row: Trevor Stover, Vince Palko, Norman Hammoud, Bob Johnson, Keith Creech, Jason Peters, Curtis Collins, Jason Dolliver, Rameir Martin, Rob Donahue, Joe Joseph, Steve Rodriguez, Greg Cepek. 9th Row: Jason Egger, Cal Bowers, Charlie Williams, Brent Shafer, Randy Hecklinski, Ronnie Redd, Dave Rottinghaus, Kirk Duncan, Brad Grava, Dwaylon Alexander, Tom Moss, Tony Bennett, Eric McGhee, Yusuf Bauswell, Ryan Henry.



## 1992 Team (10-2-0 overall, 8-0-0 MAC) - Las Vegas Bowl Champs

Front row (l-r): Mark Szlachcic, Ken Burress, Carlos Brooks, Chris Henwood, Kevin O'Brien, Steve Bosko, Mike Haack, Dave Hankins, Jeff Rottinghaus, Nick Eppert, LeRoy Smith. 2nd row: Jason Kreager, Ronnie Redd, Rick Yisha, Joe Canzoneri, Bob Dudley, Jason Peters, Pete Kowalski, Brian Nartker, Joe Wyse, Mike Story, Brad Long, Mike Dostall, Keith Creech, Walt Regula. 3rd row: Bill DiOrio, Joe Joseph, Ken Fink, Shawn George, Jason Dolliver, Curtis Collins, Tri-Captain Dave Bielinski, Tri-Captain Artie Mangham, Tri-Captain Erik White, Paul Sadler, Clint Frazier, Norm Hammoud, Brian Borgman, Vito Cinquepalmi. 4th row: Jermaine Spivey, Brad Grava, Lee Boyer, Bill Crowe, Bob Johnson, Tom Moss, Trevor Stover, Greg Cepek, Dave Bruhowzki, Chad Bukey, Bob Westerkamp, Doug Landon, Ron Thorne, Cal Bowers, Brian Leaver. 5th row: Vic James, graduate assistant; Bill Jones, head trainer; Terry Malone, assistant coach; Rocco Oddo, graduate assistant; Scott Seeliger, assistant head coach; Michael Faragalli, assistant coach; Paul Ferraro, assistant coach; Bruce Gregory, assistant coach; Tony Pusateri, assistant coach; Gary Blackney, head coach; Dean Walendzak, graduate assistant; Bruce Cunningham, assistant coach; Jack Bush, assistant coach; Bob Ligashesky, assistant coach; Mike Ward, strength and conditioning coach; Joe Sharp, head equipment manager; Jim Bridge, graduate assistant. 6th row: Saul Harrison, Andy Tracy, Duan'te Anderson, Ryan McElroy, Matt Mahaney, Akili Hutchinson, Mark Dunaway, Rob Donahue, Rameir Martin, Jason Sheets, Vince Palko, Matt Foley, Kwame Boyd, Maurice Coles, Steve Ayers. 7th row: Charlie Williams, Jamie Simmons, Jason Woullard, Jon Ketron, Chache Leal, Mark Moser, Dwaylon Alexander, Derek Kidwell, Nick Martin, Jason Egger, Willie Gibson, Clyde Butler, Ben Lee, Tom Pate, Ryan Henry. 8th row: Darnell Staten, Darius Card, Steve Hartley, Travis Gibbs, Eric McGhee, Tom Breitigam, George Johnson, Derek Schorejs, Brian Stier, James Kitchen, Deon Metz, Joe Bair, Randy Hecklinski, Steve Rodriguez, Zeb Jackson. 9th row: Annette Davidson, assistant trainer; Jennifer Cielec, student trainer; Frank Yulasz, student trainer; Jean Romans, student trainer; Mike Messaros, assistant trainer; Eric Pullins, student assistant; Dave Rottinghaus, student assistant; Jeff Jones, student manager; Greg Ness, student manager; Andy Pierce, student manager; Brian Essinger, student assistant.





## BGSU HISTORY • CHAMPIONSHIP TEAMS



### 2003 Team (11-3, 7-1 MAC)

**MAC West and Motor City Bowl Champions**  
**#23 Final AP Poll, #23 ESPN/USA Today Coaches Poll,**  
**#24 Final BCS Ranking**

Front Row: Capt. Jovon Burkes, Daniel Sayles, Keon Newson, T.J. Carswell, Tony Hicks, Janssen Patton, Mike Malone, Jesus Yanez, Ryan Lucas, Robert Haley, Capt. Mitch Hewitt, Head Coach Gregg Brandon, Capt. Josh Harris, Jimmy Williams, Capt. Craig Jarret, Will Teague, Vardan Mkhitarian, Rick Mauer, Jeff Runnells, Jason Morton, Cole Magner, James Hawkins, Shaun Suisham. Row 2: Omar Jacobs, Jonathan Jakubowski, Jason Hollingsworth, Van Johnson, P.J. Pope, B.J. Lane, Gavin Powell, Andy Wenstrup, Andy Grubb, Bryan Gardner, Ryan Newble, Scott Mruczkowski, Andrew Hart, Cornelius McGrady IV, Todd DiBacco, Brad Williams, Jelani Jordan, Terril Mayberry, John Nicholson, Justin Martin, DeAndre Perry, Lucas Bartnick. Row 3: Derrick Lett, Nate Fry, Mike Crumpler, Ross Kollar, Jamien Johnson, Steve Navarro, Charles Sharon, Mike Thaler, Monty Cooley, Jonathan Culp, Pascal Kokke, Rob Warren, Matt Leiniger, Steve Sanders, Mitch Crossley, Josef Timchenko, Ted Piepkow, Lavelle Sharpe, Aaron Burkart, Irshad, Bannister, Joe, Dyer, Tim Arnold. Row 4: Andrew Stanford, Jack Battle, Melvin Cole, Patrick Watson, Loren Hargrove, Dan Macon, Kenneth Brantley II, Brandon Jones, Kory, Lichtensteiger, Kevin Huelsman, Will Myles, Terrell White, Victor Tolbert, Blake Shaw, John Lanning, Patrick Curran, Cameron Durham, Landon McCarroll, Virgil Robinson IV, Kyle Cutler. Row 5: Kevin Norris, Sean O'Drobinak, Jeff Perry, Jenkins Reese, Jimmy Carson, Robert Browning, Raishaun Stover, Benjy Kennedy, Bryan Jackson, Devon Parks, Drew Nystrom, Edmond Massey, Gregory Hutcherson, Thomas Smith II, Nick Thurman, Matt Emans. Row 6: Head Trainer Doug Boersma, Strength & Cond. Intern Sergio Lund, Head Strength Coach Aaron Hillman, Video Coordinator Billy Crutcher, Asst. Coaches John Bowers, Dennis Springer, Mike Ward, Mick McCall, Troy Rothenbuhler, Steven Wilks, Zach Azzanni, G.A. Gary Fisher, G.A. Matt Campbell, Asst. Coach Greg Studrawa, Tim Beckman.



### 2004 Team (9-3, 6-2 MAC) – GMAC Bowl Champions

Front Row: Shaun Suisham, Gavin Powell, Ryan Newble, Todd DiBacco, T.J. Carswell, Keon Newson, Daniel Sayles, Mike Thaler, Head Coach Gregg Brandon, Scott Mruczkowski, Jovon Burkes, Cole Magner, Cornelius McGrady, James Hawkins, Andrew Hart, Andy Grubb, Andy Wenstrup. Row 2: Steve Sanders, Jonathan Culp, Teddy Piepkow, Omar Jacobs, P.J. Pope, Monte Colley, Rob Warren, Mitchell Crossley, Aaron Burkart, Derrick Lett, Mike Crumpler, B.J. Lane, Drew Nystrom. Row 3: Will Myles, John Nicholson, Brad Williams, Jelani Jordan, Terrill Mayberry, Steve Simonton, Jamien Johnson, Terrell White, Lavelle Sharpe, Kenneth Brantley II, Charles Sharon, Tim Arnold, Nate Fry, Donald Sprekel. Row 4: Josef Timchenko, Kyle Cutler, Thomas Smith, Benjy Kennedy, Matt Emans, Derrick Markray, Ricky Walston, Dan Macon, John Lanning, Brandon Jones, Jon Jakubowski, Van Johnson. Row 5: Petey Hood, Bryan Jackson, Edmond Massey, Julian Shibley, Kory Lichtensteiger, Steve Navarro, Sean O'Drobinak, Devon Parks, Deandre Perry, Patrick Watson, Kevin Huelsman, Jeff Fink, Andrew Stanford. Row 6: Sergio Lund, Strength GA, Nate Waldron, Erique Dozier, Diyral Briggs, Andre Boomer, Robert Smith, Brandon Mack, Adrian Baker, Joe Schaefer, Kyle Cox, John Haneline, Pete Winovich, Nick Davis, Josh Waldman, Aaron Kent, Asst. Coach Troy Rothenbuhler. Row 7: Shawn Roche, Student Asst., Brandon Curtis, Tim Merchut, Scott Goodwin, Eric Soltis, Gregg Coreno, Gregory Hutcherson, Jason Washington, Corey Partridge, Marques Parks, Anthony Turner, Michael Woods, Matt Campbell, Asst. Coach. Row 8: Trainer Annette Davidson, Head Trainer, Doug Boersma, John Bowers, Asst. Coach, Dennis Springer, Asst. Coach, Billy Crutcher, Operations, Chris Haneline, G.A. Mick McCall, Asst. Coach, Vance Joseph, Asst. Coach, Mike Ward, Asst. Coach, Zach Azzanni, Asst. Coach, Tim Beckman, Asst. Head Coach, Greg Studrawa, Asst. Coach, Aaron Hillmann, Head Strength Coach.





## BGSU HISTORY • CHAMPIONSHIP TEAMS



### 2007 Team (8-5, 6-2 MAC, T-1st in East) – GMAC Bowl

Row 1: (L-R) Pete Winovich, Curtis VanDemark, Brandon Mack, Andrew Stanford, Kyle Cutler, Loren Hargrove, Antonio Smith, Kory Lichtensteiger, Coach Gregg Brandon, Sean O'Drobinak, Corey Partridge, Pat Watson, Kevin Huelsman, Drew Nystrom, Dan Macon, Matt Emans. Row 2: Brenden Skowronski, Mason Lowery, Aaron Kent, Brandon Curtis, Nick Davis, Joe Schaefer, Jeff Fink, Adrian Baker, Marques Parks, Nate Waldron, Erique Dozier, John Haneline, Sinisa Vrvilo, Richard Spellman, Darius Smith, Brock Werling. Row 3: Josh Dodge, Benji Kennedy (mgr), Chris Wright, Jimmy Scheidler, Cody Basler, PJ Mahone, Michael Ream, Tony Hunter, Chris Bullock, Garth Hartung, Eric Ransom, Orlando Barrow, Tyler Sheehan, Freddie Barnes, Ryan Crow, Jerrell Parks, Joe Schreuder. Row 4: Nick Byer, Darriin Carter, Josh Scheidler, Roger Williams, Jarrett Buckosh, Brady Minturn, Matt Norsic, Anthony Turner, Jermiah Kelley, Calvin Wiley, Jahmal Brown, Freddie Walker, Preston Burrell, Andrew Johnson, Darren Branch, Ryan Riebau. Row 5: Dr. Noftz, Dan Massaro, Jerrson Davis, Tarell Lewis, Craig Rutherford, Nick Iovinelli, Jerett Sanderson, Michael Badowsky, Carlos Tipton, Kevin Alvarado, Angelo Magnone, Zach Akenberger, Scott Lewis, Ben Bojicic, Scott Albert, Mike Burtch, Greg Brabenec. Row 6: Doug Boersma, Giovanni Fillari, Derrick Williams, Calvin Marshall, Mark Wooldridge, Willie Geter, Tyrone Pronty, Aaron Davis, Ray Hutson, Adrian Hodges, Nate Brown, Chris Scheidt, Eugene Fells, Lewis Parks, Nick Rieke, Kevin Zilch. Row 7: Dr. Marlowe, Dr. Barker, Anthony Glaud, Jacob Hardwick, Zach Charles, Alfred Tomlinson, Anthony Mosely, Kenny Lewis, Keston Cheatham, Tyler Donahue, Nick Torresso, Steven Dunlap, Jason Rice, Neal Dahlman, Brandon Jackson, Derek Brighton, Dave Ebersbach. Row 8: Scott Estep, Annette Davidson, Ken Kowalski, Rick Court, Aaron Hillmann, Troy Rothenbuhler, Mike Ward, John Hunter, Deion Melvin, Steve Bird, Doug Phillips, Adam Salon, Matt Campbell, Mick McCall, Brad Wilson, Adam Gonzaga.



### 2013 Team (10-4, 7-1 MAC, 1st East) – Little Caesars Pizza Bowl

Row 1: (L-R) Darrell Hunter, Andre Givens, Brian Sutton, James Knapke, Jordan Hopgood, Ronnie Moore, Chris Gallon, D.J. Lynch, Matt Schilz, Cam Truss, Isaiah Gouridine, Shaun Joplin, Herve Coby, Matt Johnson, Gabe Martin, Devon McKoy, Travis Greene, Jude Adjei-Barimah, Marcus Levy, Ryland Ward, Gehrig Dieter, Austin Valdez. Row 2: Ryan Burbrink, Nolan Dieter, Omar Pierre-Louis, Teo Redding, Eric Harrell, Will Watson, Josh Pettus, Monti Phillips, Aaron Foster, BooBoo Gates, John Klingerman, DanQuis Woods, Alphonso Mack, Nate Locke, Coy Brown III, Fred Coppet, Paul Senn, Matt Robinson, Ryan Pitts, Paul Swan, Victor Osborne, James Sanford, Jamel Martin. Row 3: Evan Karchner, Justin Ford, Patric Hannon, Chris Pohlman, Bryan Thomas, Scott Davis, Jhalil Nashid-Crowley, Charlie Walker, Aaron Banks, Greg Hohenstein, Joe Davidson, Izaah Lunsford, Taylor Royster, Dominic Flewellyn, Logan Dietz, Mike Minns, Alex Huettel, Zac Bartman, Tim Love, Darion Delaney, Darius Holiday, Terrance Bush. Row 4: Spencer Cairo, Gus Schwieterman, Jonathan Fry, Chief Kekuewa, Geno Zappa, Jacob Bennett, Ryan Hunter, Tim McAuliffe, Ben Steward, Christian Piazza, Clay Rolf, Nick Hager, J.J. Beggan, Clark Clancy, Trevor Roop, Kevin Collins, Alex Bayer, Jared Cohen, Diontre Delk, Heath Jackson, Logan Larson. Row 5: Nick Richey, Mike Pechac, Kenny Goodrich, Sam Smith, Jermal Hosley, Kendall Montgomery, Hunter Folkertsman, Tyler Beck, Jairus Campbell, Nick Fields, Zach Colvin, Ted Ouellet, Jason Shepherd, Jake Nachtrab, Brian Schmiedebusch, Ronnie Goble, Anthony Farinella, Tyler Tate, Bryan Baird, Chad Bari, Chelsea Lowe, Mike Newman, John Hammersmith. Row 6: Larry McDaniel, Brandon Hourigan, Bill Durkin, Mark Carney, John Hunter, Adam Scheier, Brian Daniels, Dennis Slutak, Marcus Edwards, Dave Clawson, Chris Zuccaro, Jahmal Brown, Aaron Mersham, Alex Stadler, Asil Mulbah, Nick Monroe, Mike Elko, Warren Ruggiero, Rob Neviaser.





## BGSU HISTORY • CHAMPIONSHIP TEAMS



### 2014 Team (8-6, 5-4 MAC, 1st East) – Camellia Bowl Champions

Row 1: (L-R) Darrell Hunter, Roger Lewis, Clint Stephens, Andre Givens, Brian Sutton, Gehrig Dieter, Ronnie Moore, Chris Gallon, D.J. Lynch, Travis Greene, Isaiah Gouridine, Herve Coby, Matt Johnson, Gabe Martin, Nolan Dieter, Diontre Delk, Jude Adjei-Barimah, Ryland Ward, Cody Callaway, Austin Valdez Row 2: (L-R) Ryan Burbrink, Clayton Nicholas, Darnard Turner, Teo Redding, Trenton Greene, Will Watson, Monti Phillips, Brandon English, Trevahn Beery, Nijjah Ballew, Alphonso Mack, Nate Locke, Fred Coppet, Paul Senn, Matt Robinson, Taylor Royster, Victor Osborne, James Sanford, Jack Walz III, Marcus Boomer Row 3: (L-R) Ben Hale, Jalen Dingle, Dominique Carter, Chris Pohlman, Bryan Thomas, Jhalil Croley, Charlie Walker, Aaron Banks, Greg Hohenstein, Joseph Davidson, Izaah Lunsford, Malik Brown, Griff Saunders, Logan Dietz, Mike Minns, Alex Huettel, Zac Bartman, Brian Sanders, Darion Delaney, Tyler King Row 4: (L-R) Terrance Bush, Spencer Cairo, Gus Schwieterman, Austin Labus, Geno Zappa, Jacob Bennett, Ryan Hunter, De'Angelo Ware, Tim McAuliffe, Ben Steward, Christian Piazza, Clay Rolf, Andrew Lucke, J.J. Beggan, Clark Clancy, Robbie Rhodes, Trevor Roop, Brandon Ponczak, Korey Stills Row 5: (L-R) John Klingerman, Heath Jackson, Vito Sosic, Jermal Hosley, Hunter Folkertsma, Kendall Montgomery, Peter Norris, Nick Fields, Zach Colvin, Shannon Smith, David Konowalski, Jake Nachtrab, Corey Madlock, Anthony Farinella, Tyler Tate, Bryan Baird Row 6 (L-R) Vincent Marshall, Mike Lynch, Kevin Anderson, Andrew Sowder, Kennet Goodrich, John Hammersmith, Jeff Sobel, Sean Edinger, Brian Daniels, Chris Zuccaro, Chelsea Lowe, Matthias Reiber, Alfred Castillo Row 7 (L-R) Mike Mickens, Sean Lewis, Matt Mattox, Sterlin Gilbert, Dino Babers, Kim McCloud, Tom Freeman, Nick Monroe, Tom Kaufman, Ben Olson, Derek Shay, Roy Wittke



## ***BGSU HISTORY • BOWL TEAMS***



**2009 Team (7-6, 6-2 MAC) – Humanitarian Bowl Participant**



**2012 Team (8-4, 6-2 MAC) – Military Bowl Participant**





# BGSU HISTORY • PLAYERS IN THE NFL

Year	Name	Drafted By	Round	Other Teams (Yrs. Played)
1949	Max Minnich	Los Angeles	10th	
1950	Jack Woodland	Cleveland	24th	Erie (Penn.) Bears
	Bob Schnelker	Cleveland	29th	Philadelphia, NY Giants, Minnesota, Pittsburgh (1953-62)
1953	Fred Durig	San Francisco	16th	
1956	Jack Hecker	Cleveland	9th	
1957	Kent Russell	Detroit	6th	(1957-59)
1958	Karl Koepfer	Detroit	8th	
	John Murnen	Baltimore	19th	
1960	Bob Zimpfer	Denver	1st	
1961	Bernie Casey	San Francisco	1st	Los Angeles (1961-68)
		NY Titans (AFL)	9th	
	Bob Reublin	NY Giants	19th	
	Clarence Mason	Green Bay	16th	
	Ralph White	Baltimore	11th	
		Houston (AFL)	9th	
	Jack Harbaugh	Buffalo (AFL)	25th	
	Bob Bird	Houston (AFL)	11th	
1962	Karl Anderson	Detroit	11th	
	Jerry Croft	Baltimore	5th	
		Buffalo (AFL)	11th	
	Robert Fearnside	Los Angeles	13th	
1963	Gary Sherman	Cleveland	19th	
		Boston (AFL)	21st	
	Bob Reynolds	St. Louis	2nd	Boston (1963-75)
	Don Lisbon	San Francisco	3rd	(1963-67)
1964	Tony Lawrence	St. Louis	10th	
		Boston (AFL)	21st	
1965	Jay Cunningham	Boston (AFL)	13th	(1965-67)
1966	Jerry Jones	Atlanta	2nd	New Orleans (1966-68)
		Denver (AFL)	7th	
	Tony Fire	Cleveland	11th	
	Heath Wingate	Washington	13th	
		Boston (AFL)	4th	
		Buffalo (AFL)	17th	
1967	Bill Earhart	Detroit	9th	San Diego, Houston (1967-78)
	Mike Weger	Green Bay	6th	
	Stew Williams	Minnesota	17th	
	Dick Wagoner	St. Louis	5th	
	Jamie Rivers	NY Giants	13th	NY Jets, Houston (1968-76)
1969	Richard Perrin	Baltimore	13th	
1970	Dave Polak	Cleveland	8th	
	Honestar Davidson	St. Louis	5th	
1971	Phil Villapiano	Oakland	2nd	Buffalo (1971-83)
1973	John Czerwinski	NY Jets	16th	
	Fred Sturt	St. Louis	3rd	Washington, New England, New Orleans (1972-82)
1974	Tony Bell	Baltimore	4th	
	Paul Miles	Baltimore	8th	Memphis (WFL)
	Myron Wilson	Detroit	16th	
	Phil Polak	Philadelphia	10th	
	Roger Wallace	St. Louis	12th	Memphis (WFL)
	Greg Meczka	San Diego	15th	
1976	Gene Jones	New Orleans	16th	
1977	Dave Preston	New England	12th	Denver (NFL), Denver (USFL), (1977-84)
1978	Mark Miller	Cleveland	3rd	Green Bay, KC, Oakland, Michigan (USFL), (1978-83)
	Jack Williams	St. Louis	6th	Ottawa (CFL), (1978-86)
1979	Jeff Groth	Miami	8th	Houston, New Orleans (1979-86)
	Dirk Abernathy	Oakland	12th	
1980	Bob Harris	Philadelphia	9th	
1983	Andre Young	Cincinnati	12th	Denver (USFL), Calgary (CFL), Green Bay (1983-86)
1984	Martin Bayless	St. Louis	4th	Buffalo, San Diego, Kansas City, Washington, Kansas City (1984-96)
	Mark Emans	Green Bay	12th	
1986	Brian McClure	Buffalo	12th	(1986-88)
1989	Kyle Kramer	Cleveland	5th	(1989-91)
1990	Reggie Thornton	Minnesota	5th	Indianapolis, Cincinnati, Birmingham (CFL) (1991-94)
	Ronald Heard	Pittsburgh	6th	San Diego, New England (1991-92)
	Derrick Carr	New Orleans	8th	Los Angeles Rams (1991)
1991	Cris Shale	Washington	10th	New York Jets (1994)
1994	Charlie Williams	Dallas	3rd	(1994-2000)
2003	Josh Harris	Baltimore Ravens	6th	Cleveland Browns (2004)
2004	Scott Mruzkowski	San Diego	7th	San Diego (2004-PR)
2005	Omar Jacobs	Pittsburgh	5th	
2007	Kory Lichtensteiger	Denver	4th	
2012	Chris Jones	Houston	6th	Minnesota Vikings (2008), Washington Redskins (2010-PR)

## FREE AGENTS

Jude Adjei-Barimah - Tampa Bay 2015; Larry Baker - NY Titans (AFL), 1960; Alex Bayer - St. Louis 2014, 2015; Gerald Bayless - Cleveland, Atlanta, 1987-88; Tyler Beck - New England, 2014; Ed Bettridge - Cleveland, 1964; Bill Bradshaw - Baltimore, 1953; Carlos Brooks - Arizona, Barcelona (World League), 1995-97; Freddie Barnes, Chicago (NFL), 2009, Diyral Briggs - San Francisco 49ers, 2008; Ben Bojicic - Cincinnati, 2012; Kenneth Burke - Saskatchewan (CFL), Green Bay, 1964-65; Ken Burrell - Seattle, Winnipeg (CFL) 1993-96; Khary Campbell - Dallas, 2002, New York Jets, 2003; Jairus Campbell - Baltimore, Kansas City 2014; Chester Chapman - Detroit, Charlotte (AFL), 1934; Dave Cranmer - Calgary (CFL), 1969; Duane Crenshaw - Columbus (Arena League), 1991-92; Shawn Daniels - Dallas, Ottawa (CFL), Calgary (CFL), Montreal (CFL), Saskatchewan (CFL), 1989-99; Ryan Diepenbrock - Buffalo, 2001; Doug Dorley - Cincinnati, 2000; Sean Dykes - San Diego, NY Jets, Saskatchewan (CFL), San Antonio (WLAFL), 1988-92; Mike Estep - NY Jets, 1987-88; Rob Fehrman - Pittsburgh Steelers, 2001; Chris Glantzis - Detroit, 2002; Joe Green - NY Giants, Houston, 1970-74; Tom Hall - Memphis (WFL), 1974; Brandon Hicks - Indianapolis, 2002; John Hunter - 49ers, 1989; Stan Hunter - NY Giants, NY Jets, 1986-87; John Jacquot - Memphis (WFL), 1974; George Johnson - Philadelphia, Toronto (CFL), 1995; Greg A. Johnson - Detroit, 1988; Kamar Jorden - Minnesota, 2012; Anthony Kijanko - Cleveland Browns, 1972; Dave Kinzie - Toronto (CFL), 1989; Jim Ladd - Chicago Cardinals, 1954-56; D.J. Lynch - New England Patriots, 2015-PR; Cole Magner - Atlanta, 2005; Bob Martin - Jacksonville (WFL) 1974, Gabe Martin - Arizona, 2014; Mike McGee - New England, 1989; Greg Meehan - San Diego, Cincinnati, 1986-88; Kendall Montgomery - Miami, 2015; Tom Moriarty - Atlanta, Pittsburgh, Michigan (USFL), 1977-83; Mark Nelson - Kansas City, 1987; Keon Newson, St. Louis, 2005; Kevin O'Brien - Buffalo, Sacramento (CFL), Barcelona (World League), New England, Barcelona (World League), 1993-96; Mike Obrovac - Cincinnati, Green Bay, 1981-85; Joe O'Neill - Detroit, 2000; Kevin O'Neill - Detroit, 1998; Janssen Patton, Pittsburgh - 2003; John Park - British Columbia (CFL), 1981-88; P.J. Pope - Chicago, 2006; Shawn Potts - Cleveland, Pittsburgh, Chicago, Houston (USFL), Buffalo, 1983-86; Tim Quinn - Chicago (WFL), 1974; Robert Redd - Indianapolis, 2003; Roger Reynolds - NY Giants, 1969; Tim Ross - New England, 1981; Jordon Roussos - Seattle, 2013; Dan Saleet - Cleveland, 1978; Tom Saleet - NY Jets, 1978; Steve Sanders - Cleveland, 2006; Derek Schorejs - Cincinnati, Cleveland, 1999; Tyler Sheehan, Houston (NFL), 2009, Edmund Siminski - Buffalo (AFL), 1940; Charles Sharon - Jacksonville, 2006; Antonio Smith - Cleveland Brown, 2008, Doug Smith - Los Angeles Rams, 1978-92; John Spengler - Detroit, 1981; Shaun Suisham-Pittsburgh, 2005; Stu Tolle - Cleveland, 1985; Vince Villanucci - Buffalo, Toronto (CFL), Green Bay, 1986-87; John Villapiano - Houston (WFL), 1973; Erik White - Indianapolis, Toronto (CFL), British Columbia (CFL), 1993-96; Terry Wilson - Houston, 1992; Ryan Wingrove - Atlanta, 2002, New York Jets, 2003; Gehad Youssef - New England, Miami, 1984-86.

Earliest selection: Bernie Casey (1961), 9th player overall  
(National Football League team unless otherwise noted)



# ***RECORD BOOK***





# RECORD BOOK • INDIVIDUAL RECORDS

## RUSHING

Most Attempts	
Game	46.....Bryant Jones vs. Kent, 1981
Season	324.....Dave Preston, 1974
Career	830.....Dave Preston, 1973-76

Net Yards	
Game	225.....Darryl Story vs. Ball State, 1983
Game/QB	158.....Freddie Barnes vs. Wisconsin, 2006
Season	1,594.....Travis Greene, 2013
Season/QB	830.....Josh Harris, 2003
Career	3,423.....Dave Preston, 1973-76
Career/QB	2,473.....Josh Harris, 2000-03

Touchdowns	
Game	5.....Dave Preston vs. Dayton, 1974
Season	20.....Josh Harris, 2002
Career	43.....Josh Harris, 2000-03

Average Per Carry	
Season	6.7.....Fred Durig, 1951
Career	5.7.....Fred Durig, 1950-52

## PASSING

Attempts	
Game	73.....James Knapke, vs. Indiana, 2014
Season	575.....Tyler Sheehan, 2009
Career	1,494.....Tyler Sheehan, 2006-09

Completions	
Game	46.....James Knapke, vs. Indiana, 2014
Season	373.....Tyler Sheehan, 2009
Career	966.....Tyler Sheehan, 2006-09

Yards	
Game	505.....Tyler Sheehan at Kent State, 2009
Season	4,051.....Tyler Sheehan, 2009
Career	10,280.....Brian McClure, 1982-85

Interceptions	
Game	6.....Ryan Henry vs. Louisiana Tech, 1995
Season	16.....Brian McClure, 1983
Career	58.....Brian McClure, 1982-85

Touchdowns	
Game	6.....Ryan Henry vs. Ball State, 1994
Season	41.....Omar Jacobs, 2004
Career	71.....Omar Jacobs, 2003-05

Percentage	
Game	.928.....Ryan Henry vs. Akron, 1994 (13/14)
Season	66.9.....Omar Jacobs, 2004 (309/462)
Career	.647.....Tyler Sheehan, 2006-09 (966/1,494)

Average Per Completion	
Season	18.0.....Bill Bradshaw, 1953
Career	19.0.....Bill Bradshaw, 1952-54

## SCORING

Points Scored	
Game	30.....Dave Preston vs. Dayton, 1974
Kicker	19.....Carl Bachman vs. Findlay, 1921
Season	134.....Josh Harris, 2002
Kicker	111.....Shaun Suisham, 2004
Career	284.....Josh Harris, 2000-03
Kicker	361.....Shaun Suisham, 2001-04

Touchdowns	
Game	5.....Dave Preston vs. Dayton, 1974
	5.....Orville Raberding vs. Findlay, 1921
Season	22.....Josh Harris, 2002
Career	47.....Josh Harris, 2000-03

Point After Touchdown Attempts	
Game	9.....Al Silva vs. Ball State, 1968
	.....Shaun Suisham (3 times)
Season	69.....Shaun Suisham, 2004
Career	226.....Shaun Suisham, 2001-04
	.....(NCAA IA record 226/233)

Field Goals Made	
Game	5.....Brian Leaver vs. Kent, 1994
Season	23.....Tyler Tate, 2014
Career	48.....Tyler Tate (2011-PR)
Consec.	14.....Brian Leaver, 1993-94

## RECEIVING

Receptions	
Game	22.....Freddie Barnes at Kent State, 2009
Season	*155.....Freddie Barnes, 2009
Career	297.....Freddie Barnes, 2006-09
	* NCAA Record

Yards	
Game	278.....Freddie Barnes at Kent State, 2009
Season	1,770.....Freddie Barnes, 2009
Career	3,450.....Charles Sharon, 2002-05

Touchdowns	
Game	4.....Jeff Groth vs. Grand Valley, 1978
Season	19.....Freddie Barnes, 2009
Career	34.....Charles Sharon, 2002-05

Average Per Reception	
Season	21.7.....Bob Schnelker, 1949
Career	20.8.....Jack Hecker, 1953-55

## PUNTING

Attempts	
Game	13.....Max Minnich vs. Ohio, 1947
Season	82.....Joseph Davidson, 2014
Career	219.....Jim Phelps, 1981-83

Yards	
Game	593.....Cris Shale
	vs. Central Michigan, 1990
Season	3,497.....Joseph Davidson, 2014
Career	8,955.....Jim Phelps, 1981-83

Average	
Game	60.5.....Joseph Davidson, vs. Ball State, 2014
Season	46.8.....Cris Shale, 1990
Career	43.1.....Cris Shale, 1988-90

## TOTAL OFFENSE

Plays	
Game	81.....James Knapke, vs. Indiana 2014
Season	709.....Josh Harris, 2002
Career	1,771.....Tyler Sheehan, 2006-09

Yards	
Game	527.....Josh Harris vs. Northern Illinois, 2003
Season	4,643.....Josh Harris, 2003
Career	10,535.....Tyler Sheehan, 2006-09

## KICK RETURNS

Punt Returns	
Game	10.....Bob Harris vs. C. Michigan, 1950
Season	35.....Robert Redd, 2001
Career	82.....Charles Sharon, 2002-05
Punt Return Yardage	
Game	152.....Bob Zimpfer
	vs. Quantico Marines, 1967
Season	385.....Robert Redd, 2001
Career	958.....Bob Zimpfer, 1967-69

Kickoff Returns	
Game	8.....Reggie Thornton vs. TCU, 1988
Season	44.....Roger Williams, 2009
Career	99.....Roger Williams, 2006-09

Kickoff Return Yardage	
Game	177.....Reggie Thornton vs. TCU, 1988
Season	981.....BooBoo Gates, 2011
Career	2,139.....Roger Williams, 2006-09

## INTERCEPTIONS

Pass Interceptions	
Game	3.....Janssen Patton vs. Kent St., 2000
	.....vs. Western Michigan, 2003
	.....vs. Northern Illinois, 2003
	.....Carlos Brooks vs. Kent State, 1992
	Martin Bayless vs. Ball State, 1983
	Jac Tomasello vs. Kent, 1981
	Shawn Simms vs. Toledo, 1981
	Arch Tunnell vs. Cal Poly SLO, 1960
	Jack Harbaugh vs. Delaware, 1959
Season	12.....Max Minnich, 1948
Career	*27.....Martin Bayless, 1980-83

Yards	
Game	127.....Julius Livas vs. Miami, 1971
Season	220.....P.J. Mahone, 2007
Career	273.....Martin Bayless, 1980-83



# RECORD BOOK • INDIVIDUAL GAME RECORDS

## SINGLE-GAME LEADERS

### Rushing Attempts

46.....	Bryant Jones vs. Kent State, 1981
43.....	Keylan Cates vs. Ohio, 1995
41.....	Dave Preston vs. San Diego State, 1974
38.....	Andre Givens vs. Kent State, 2014
38.....	Dave Preston vs. Toledo, 1974
37.....	Paul Miles vs. Toledo, 1983
37.....	Darryl Story vs. Ball State, 1983
37.....	Bryant Jones vs. Cent. Michigan, 1982
37.....	Dave Preston vs. So. Mississippi, 1974

### Net Yards Rushing

225.....	Darryl Story vs. Ball State, 1983
220.....	Steve Holmes vs. Kent State, 1998
217.....	Paul Miles vs. Marshall, 1972
212.....	Bryant Jones vs. Kent State, 1981
206.....	Fred Durig vs. Bradley, 1951
205.....	Chip Otten vs. Eastern Michigan, 1982
203.....	Willie Geter vs. Kent State, 2007

### Rushing Touchdowns

5.....	Dave Preston vs. Dayton, 1974
4.....	Bernard White vs. Eastern Michigan, 1985
4.....	Bernard White vs. Richmond, 1984
4.....	Paul Miles vs. Marshall, 1972
4.....	Julius Livas vs. Kent State, 1970
4.....	Fred Matthews vs. Marshall, 1968
4.....	Chuck Radich vs. Temple, 1966

### Passing Attempts

73.....	James Knapke vs. Indiana, 2014
63.....	Tyler Sheehan at Kent State, 2009
62.....	Tyler Sheehan at Marshall, 2009
60.....	Omar Jacobs vs. Toledo, 2004
59.....	Brian McClure vs. Toledo, 1983
56.....	Rich Dackin vs. Eastern Michigan, 1987
55.....	Matt Schilz vs. Wyoming, 2011
55.....	Tyler Sheehan vs. Central Michigan, 2009
54.....	Josh Harris vs. Ohio State, 2003
53.....	Rich Dackin vs. Akron, 1989

### Pass Completions

46.....	James Knapke vs. Indiana, 2014
44.....	Tyler Sheehan at Kent State, 2009
43.....	Tyler Sheehan at Marshall, 2009
38.....	Josh Harris vs. Northwestern, 2003
37.....	Tyler Sheehan vs. Idaho, 2009
37.....	Brian McClure vs. Eastern Michigan, 1983
36.....	Omar Jacobs vs. Toledo, 2004
35.....	Brian McClure vs. Toledo, 1983
35.....	Tyler Sheehan vs. Central Michigan, 2009
34.....	Matt Schilz vs. Wyoming, 2011

### Yards Passing

505.....	Tyler Sheehan at Kent State, 2009
479.....	Brian McClure vs. Ohio, 1985
458.....	Omar Jacobs vs. Wisconsin, 2005
443.....	James Knapke at UMass, 2014
438.....	Josh Harris vs. Northern Illinois, 2003
437.....	Matt Schilz vs. Wyoming, 2011
427.....	Brian McClure vs. Eastern Michigan, 1983
415.....	Omar Jacobs vs. Toledo, 2004
407.....	Brian McClure vs. Central Michigan, 1983
402.....	Josh Harris vs. Northwestern, 2001

### Touchdown Passes

6.....	Ryan Henry vs. Ball State, 1994
5.....	Matt Johnson vs. NIU, 2013
5.....	Omar Jacobs vs. Memphis, 2004
5.....	Omar Jacobs vs. Marshall, 2004
5.....	Omar Jacobs vs. Wisconsin, 2005
5.....	Matt Schilz vs. Morgan State, 2011

### Passing Percentage (10 att.)

.929.....	Ryan Henry vs. Akron, 1994 (13-14)
.917.....	Jim Bryan vs. Baldwin-Wallace, 1955 (11-12)
.900.....	Brian McClure vs. C. Michigan, 1982 (9-10)
.900.....	Bill Lyons vs. Baldwin-Wallace, 1952 (9-10)
.846.....	Steve Swan vs. Long Beach State, 1982 (11-13)

### Receptions

22.....	Freddie Barnes at Kent State, 2009
17.....	Freddie Barnes vs. Idaho, 2009
17.....	Freddie Barnes vs. Marshall, 2009
16.....	Roger Lewis vs. Indiana, 2014
15.....	Freddie Barnes vs. Troy, 2009
14.....	Freddie Barnes vs. Central Michigan, 2009
14.....	Kamar Jorden at Tulsa, 2010
14.....	Corey Partridge vs. Toledo, 2007
14.....	Robert Redd vs. Northern Illinois, 2002

### Reception Yards

278.....	Freddie Barnes at Kent State, 2009
219.....	Freddie Barnes vs. Idaho, 2009
215.....	Robert Redd vs. Marshall, 2001
213.....	Chris Gallon vs. Kent State, 2012
203.....	Kamar Jorden vs. Kent State, 2011
197.....	Freddie Barnes vs. Akron, 2009
189.....	Mark Szlachcic vs. Fresno St., 1991
188.....	Jeff Groth vs. Kent State, 1978
185.....	Steve Sanders vs. Ohio, 2004
185.....	Charles Sharon vs. Ohio, 2005

### Touchdown Receptions

4.....	Jeff Groth vs. Grand Valley, 1978
4.....	Eugene Cooper vs. Morgan State, 2011
3.....	Ronnie Moore vs. Eastern Michigan, 2013
3.....	Freddie Barnes vs. Idaho, 2009
3.....	Freddie Barnes vs. Kent State, 2009
3.....	Freddie Barnes vs. Ball State, 2009
3.....	Robert Redd vs. Kent State, 1999
3.....	Shawn Potts vs. Kent State, 1982
3.....	Clarence Mason vs. Western Michigan 1959
3.....	Charles Sharon vs. Toledo, 2003
3.....	Steve Sanders vs. Central Michigan, 2004

### Touchdowns Scored

5.....	Dave Preston vs. Dayton, 1974
4.....	Bernard White vs. Eastern Michigan, 1985
4.....	Bernard White vs. Richmond, 1984
4.....	Jeff Groth vs. Grand Valley, 1978
4.....	Eugene Cooper vs. Morgan State, 2011
4.....	Paul Miles vs. Marshall, 1972
4.....	Julius Livas vs. Kent State, 1970
4.....	Fred Matthews vs. Marshall, 1968
4.....	Chuck Radich vs. Temple, 1966

### TDs Rushing, Throwing and Receiving

6.....	Josh Harris vs. Northwestern, 2001
.....	(4 passing, 1 rushing, 1 receiving)
6.....	Ryan Henry vs. Ball State, 1994
.....	(6 passing)

### Points Scored

30.....	Dave Preston vs. Dayton, 1974
24.....	Bernard White vs. Eastern Michigan, 1985
24.....	Bernard White vs. Richmond, 1984
24.....	Jeff Groth vs. Grand Valley, 1978
24.....	Paul Miles vs. Marshall, 1972
24.....	Julius Livas vs. Kent State, 1970
24.....	Fred Matthews vs. Marshall, 1968
24.....	Chuck Radich vs. Temple, 1966

### Points Scored By Kicking

19.....	Carl Bachman vs. Findlay, 1921
16.....	Tyler Tate vs. Eastern Michigan, 2013
16.....	Brian Leaver vs. Kent State, 1994
15.....	Tyler Tate vs. Indiana, 2014
15.....	Jason Zeller vs. Kent State, 1989
14.....	Sinisa Vrvilo vs. Akron, 2007
13.....	Derek Schorejs vs. Temple, 1995
13.....	Don Taylor vs. Toledo, 1974

### Extra Point Attempts

22.....	Carl Bachman vs. Findlay, 1921
9.....	Al Silva vs. Ball State, 1968
9.....	Shaun Suisham vs. Eastern Kentucky, 2003
9.....	Shaun Suisham vs. Liberty, 2003

### Extra Points Made

19.....	Carl Bachman vs. Findlay, 1921
9.....	Shaun Suisham vs. Eastern Kentucky, 2003

### Field Goals Made

5.....	Brian Leaver vs. Kent State, 1994
4.....	Tyler Tate vs. Indiana, 2014
4.....	Don Taylor vs. Toledo, 1974
3.....	..... 23 times
.....	(Most recently by Tyler Tate vs. Kent State, 2014)

### Punt Attempts

13.....	Max Minnich vs. Ohio, 1947
12.....	Cris Shale vs. Central Michigan, 1990
11.....	Joe Davidson at Wisconsin, 2014
11.....	Jim Phelps vs. Long Beach St., 1982
11.....	Jim Phelps vs. Miami, 1981
11.....	Tom Lawrence vs. Ohio, 1969
11.....	Tom Lawrence vs. Utah State, 1969
11.....	Tom Lawrence vs. Toledo, 1968

### Punting Yards

593.....	Cris Shale vs. Central Michigan, 1990
522.....	Andy Pollock vs. Ohio, 1996
496.....	Joe Davidson at Wisconsin, 2014
481.....	Cris Shale vs. Ball State, 1990
472.....	Cris Shale vs. Virginia Tech, 1990
460.....	Andy Pollock vs. Ohio State, 1997

### Punting Average

60.5.....	Joe Davidson vs. Ball State, 2014
58.7.....	Brian Schmiedebusch vs. Wyoming, 2011
57.5.....	Greg Kampe vs. S. Mississippi, 1975
55.8.....	Brian Schmiedebusch vs. Idaho, 2011
54.6.....	Brian Schmiedebusch vs. Pittsburgh, 2013
53.4.....	Cris Shale vs. Ball State, 1990
53.3.....	Bill Bradshaw vs. Ohio, 1953
53.0.....	Jim Phelps vs. Toledo, 1982
52.2.....	Andy Pollock vs. Ohio, 1996

### Plays

81.....	James Knapke vs. Indiana, 2014
72.....	Omar Jacobs vs. Toledo, 2004
71.....	Tyler Sheehan vs. Marshall, 2009
71.....	Tyler Sheehan vs. Kent State, 2009
71.....	Josh Harris vs. Northwestern, 2003
69.....	Brian McClure vs. Toledo, 1983
67.....	Josh Harris vs. Miami, 2003
63.....	Tyler Sheehan vs. Michigan State, 2007
62.....	Josh Harris vs. Ohio State, 2003
60.....	Tyler Sheehan vs. Central Michigan, 2009
60.....	Tyler Sheehan vs. Ohio, 2009
60.....	Josh Harris vs. Northern Illinois, 2003
60.....	Rich Dackin vs. Eastern Michigan, 1987
60.....	Brian McClure vs. Central Michigan, 1983





# RECORD BOOK • INDIVIDUAL SEASON RECORDS

## Yards Gained

527	Josh Harris vs. Northern Illinois, 2003
498	Josh Harris vs. Northwestern, 2001
492	Tyler Sheehan at Kent State, 2009
471	Brian McClure vs. Ohio, 1985
462	Omar Jacobs vs. Central Michigan, 2004
454	Josh Harris vs. Northwestern, 2003
448	Omar Jacobs vs. Toledo, 2004

## Punt Returns

10	Bob Harris vs. Central Michigan, 1950
7	Chip Otten vs. Western Michigan, 1982
7	Bill Pittman vs. Kent State, 1972
7	Bob Zimpfer vs. Ohio, 1969
6	Bill Pittman vs. Marshall, 1970
6	Bob Zimpfer vs. Utah State, 1969

## Punt Return Yards

152	Bob Zimpfer vs. Quan. Mar., 1967
125	Joe Souliere vs. Marshall, 1965
118	Bob Harris vs. Central Michigan, 1950
111	Courtney Davis vs. Kent State, 1996
103	Joe Souliere vs. Western Michigan, 1965

## Pass Interceptions

3	Janssen Patton vs. Kent State, 2000
3	Janssen Patton vs. Western Michigan, 2003
3	Janssen Patton vs. Northern Illinois, 2003
3	Carlos Brooks vs. Kent State, 1992
3	Martin Bayless vs. Ball State, 1983
3	Shawn Simms vs. Toledo, 1981
3	Jac Tomasello vs. Kent State, 1981
3	Arch Tunnell vs. Cal Poly SLO, 1960
3	Jack Harbaugh vs. Delaware, 1959

## Pass Interception Yards

127	Julius Livas vs. Miami, 1971
90	Rodney Lash vs. Toledo, 1948
83	Melvin Marshall vs. Ball State, 1985
82	BooBoo Gates vs. Ohio, 2013
80	Melvin Marshall vs. BYU, 1983
79	P.J. Mahone vs. WKU, 2003
66	Pete Schmidt vs. Findlay, 1948

## Kickoff Returns

8	BooBoo Gates vs. Northern Illinois, 2011
8	Joe Alls vs. Toledo, 2000
8	Reggie Thornton vs. TCU, 1988
7	BooBoo Gates vs. West Virginia, 2011
7	Reggie Thornton vs. Penn State, 1987
7	Roger Williams vs. Miami and BC, 2007
6	Leon Weathersby vs. Ohio State, 1997
6	Shawn Potts vs. Ohio, 1979
6	Bill Pittman vs. Ohio, 1970
6	Eric McGhee vs. Wisconsin, 1992

## Kickoff Return Yards

223	BooBoo Gates vs. West Virginia, 2011
186	BooBoo Gates vs. Northern Illinois, 2011
181	Joe Alls vs. Toledo, 2001
177	Reggie Thornton vs. TCU, 1988
172	Roger Williams vs. Miami, 2007
168	Roger Williams vs. BC, 2007
158	Steve Kuehl vs. Toledo, 1976
154	Joe Souliere vs. Temple, 1966
152	BooBoo Gates vs. Toledo, 2011
144	Leon Weathersby vs. Ohio State, 1997
138	Leon Weathersby vs. Western Michigan, 1997
135	Roger Williams vs. Tulsa, 2007
125	Eric McGhee vs. Wisconsin, 1992

## SEASON LEADERS

### Rushing Attempts

324	Dave Preston, 1974
279	Travis Greene, 2013
274	Paul Miles, 1971
271	LeRoy Smith, 1991
253	Bryant Jones, 1981
250	Paul Miles, 1973

### Net Yards Rushing

1,594	Travis Greene, 2013
1,444	Fred Durig, 1951
1,414	Dave Preston, 1974
1,185	Paul Miles, 1971
1,114	Dan Saleet, 1975
1,098	P.J. Pope, 2004
1,051	Bryant Jones, 1981
1,036	Bernard White, 1984
1,030	Paul Miles, 1973
1,024	Paul Miles, 1972
1,005	P.J. Pope, 2003

### Rushing Touchdowns

20	Josh Harris, 2002
19	Dave Preston, 1974
18	Bernard White, 1985
15	P.J. Pope, 2004
15	Bernard White, 1984

### Average Yards Per Carry

6.7	Fred Durig, 1951
6.7	Willie Geter, 2008
6.6	Joe Alls, 2002
6.4	B.J. Lane, 2003
6.2	P.J. Pope, 2004
6.1	Don Lisbon, 1960
6.1	Willie Geter, 2007
5.9	Anthony Samuel, 2011
5.8	Carlos Jackson, 1955
5.7	Travis Greene, 2013
5.7	Dan Saleet, 1975
5.6	Richard Pont, 1950

### Passing Attempts

575	Tyler Sheehan, 2009
494	Josh Harris, 2003
483	James Knapke, 2014
476	Tyler Sheehan, 2007
466	Brian McClure, 1983
462	Omar Jacobs, 2004
414	Brian McClure, 1984
413	Matt Schilz, 2012
412	Matt Schilz, 2011
400	Tyler Sheehan, 2008
394	Rich Dackin, 1989

### Pass Completions

373	Tyler Sheehan, 2009
325	Josh Harris, 2003
309	Omar Jacobs, 2004
303	Tyler Sheehan, 2007
298	Brian McClure, 1983
280	James Knapke, 2014
267	Tyler Sheehan, 2008
263	Brian McClure, 1984
245	Matt Schilz, 2011
237	Matt Johnson, 2013
228	Matt Schilz, 2012

## Yards Passing

4,051	Tyler Sheehan, 2009
4,002	Omar Jacobs, 2004
3,813	Josh Harris, 2003
3,467	Matt Johnson, 2013
3,264	Tyler Sheehan, 2007
3,264	Brian McClure, 1983
3,173	James Knapke, 2014
3,024	Matt Schilz, 2011
2,951	Brian McClure, 1984
2,679	Rich Dackin, 1989
2,674	Brian McClure, 1985

## Touchdown Passes

41	Omar Jacobs, 2004
28	Matt Schilz, 2011
27	Tyler Sheehan, 2009
27	Josh Harris, 2003
26	Omar Jacobs, 2005
25	Matt Johnson, 2013
25	Ryan Henry, 1994
23	Tyler Sheehan, 2007
21	Brian McClure, 1984
20	Tyler Sheehan, 2008
19	Josh Harris, 2002

## Passing Percentage

.669	Omar Jacobs, 2004
.668	Tyler Sheehan, 2008
.658	Josh Harris, 2003
.649	Tyler Sheehan, 2009
.642	Matt Johnson, 2013
.642	Brian McClure, 1982
.637	Tyler Sheehan, 2007
.635	Brian McClure, 1984
.620	Jim Potts, 1960

## Passing Efficiency Rating

212.42	Max Minnich, 1948
192.94	Jim Bryan, 1955
167.20	Omar Jacobs, 2004
161.71	Matt Johnson, 2013
161.56	Jim Potts, 1960
150.92	Omar Jacobs, 2005

## Average Yards Per Completion

15.5	Reid Lampert, 1973
15.4	Ennis Walker, 1947
14.7	Mark Miller, 1976
14.6	Matt Johnson, 2013
14.1	Andy Sahn, 1999
14.0	Ryan Henry, 1993
14.0	Bob Niemet, 1998
13.8	Mike Wright, 1978
13.6	Ryan Henry, 1994
13.6	Bob Niemet, 1996
13.3	Omar Jacobs, 2005
13.1	Greg Taylor, 1980
13.0	Bob Niemet, 1997
12.8	Mark Miller, 1977

## Receptions

155 (NCAA Record)	Freddie Barnes, 2009
99	Cole Magner, 2003
96	Kamar Jorden, 2010
83	Robert Redd, 2002
82	Freddie Barnes, 2007
78	Kamar Jorden, 2011
77	Cole Magner, 2004
74	Charles Sharon, 2005
73	Roger Lewis, 2014
72	Robert Redd, 2001
70	Mark Dowdell, 1983
69	David Bautista, 2000



# RECORD BOOK • INDIVIDUAL SEASON RECORDS

## Reception Yards

1,770.....	Freddie Barnes, 2009
1,138.....	Cole Magner, 2003
1,109.....	Kamar Jorden, 2010
1,107.....	Stan Hunter, 1983
1,093.....	Roger Lewis, 2014
1,089.....	Kamar Jorden, 2011
1,070.....	Charles Sharon, 2004
984.....	Steve Sanders, 2004
973.....	Robert Redd, 2002
962.....	Freddie Barnes, 2007
943.....	Mark Szlachcic, 1991

## Touchdown Receptions

19.....	Freddie Barnes, 2009
15.....	Charles Sharon, 2004
14.....	Steve Sanders, 2005
12.....	Kamar Jorden, 2011
11.....	Jim Ladd, 1952
10.....	Ronnie Redd, 1994
10.....	Cole Magner, 2003
10.....	Charles Sharon, 2003

## Average Yards Per Reception

21.7.....	Robert Schnelker, 1949
21.2.....	Ronald Heard, 1987
19.8.....	Ronnie Redd, 1993
19.5.....	Ronnie Moore, 2013
19.3.....	Kurt Gerling, 1998
18.6.....	Robert Redd, 1998
18.2.....	Jermiah Kelley, 2007
18.1.....	Jeff Groth, 1976
18.0.....	Ronald Heard, 1989
17.9.....	Steve Sanders, 2004
17.8.....	Ronald Heard, 1988
17.8.....	Jeff Groth, 1977
17.6.....	Stan Hunter, 1983
17.3.....	Ronnie Redd, 1994

## All-Purpose Yards

1,965.....	Freddie Barnes, 2009
1,749.....	Travis Greene, 2013
1,603.....	P.J. Pope, 2004
1,592.....	Cole Magner, 2003
1,522.....	Ronnie Redd, 1994
1,495.....	Charles Sharon, 2005
1,467.....	Dave Preston, 1974
1,444.....	Fred Durig, 1951
1,438.....	P.J. Pope, 2003
1,436.....	Bernard White, 1984
1,429.....	Bob Zimpfer, 1967
1,425.....	Courtney Davis, 1996
1,370.....	Charles Sharon, 2004
1,343.....	Darryl Story, 1983

## Touchdowns Scored

22.....	Josh Harris, 2002
21.....	Freddie Barnes, 2009
21.....	P.J. Pope, 2004
19.....	Bernard White, 1985
19.....	Dave Preston, 1974
15.....	Steve Sanders, 2005
15.....	Bernard White, 1984
14.....	Dave Preston, 1975
13.....	Travis Greene, 2013

## Points Scored

134.....	Josh Harris, 2002
126.....	Freddie Barnes, 2009
126.....	P.J. Pope, 2004
114.....	Tyler Tate, 2014
114.....	Bernard White, 1985
114.....	Dave Preston, 1974
113.....	Tyler Tate, 2013
111.....	Shaun Suisham, 2004
105.....	Brian Leaver, 1994

## Extra Point Attempts

69.....	Shaun Suisham, 2004
61.....	Tyler Tate, 2013
60.....	Shaun Suisham, 2003
59.....	Shaun Suisham, 2002
48.....	Tyler Tate, 2014
47.....	Sinisa Vrvilo, 2007
45.....	Shaun Suisham, 2001
43.....	Brian Leaver, 1994
43.....	Sinisa Vrvilo, 2008

## Extra Points Made

69.....	Shaun Suisham, 2004
59.....	Tyler Tate, 2013
57.....	Shaun Suisham, 2002
56.....	Shaun Suisham, 2003
47.....	Sinisa Vrvilo, 2007
45.....	Tyler Tate, 2014
44.....	Shaun Suisham, 2001
42.....	Brian Leaver, 1994
41.....	Sinisa Vrvilo, 2008
40.....	Paul Silvi, 1985

## Field Goals Made

23.....	Tyler Tate, 2014
21.....	Brian Leaver, 1994
18.....	Tyler Tate, 2013
16.....	Shaun Suisham, 2003
16.....	Jason Zeller, 1989
16.....	Gehad Youssef, 1983
15.....	Sinisa Vrvilo, 2007
14.....	Shaun Suisham, 2004

## Punt Attempts

82.....	Joe Davidson, 2014
80.....	Jim Phelps, 1981
80.....	Tom Lawrence, 1969
75.....	Andy Pollock, 1996
75.....	Greg A. Johnson, 1986
72.....	Brian Schmiedebusch, 2012
67.....	Jim Phelps, 1983

## Punting Yards

3,497.....	Joe Davidson, 2014
3,321.....	Jim Phelps, 1981
3,131.....	Andy Pollock, 1996
3,098.....	Greg A. Johnson, 1986
3,087.....	Cris Shale, 1990
2,941.....	Brian Schmiedebusch, 2012
2,923.....	Tom Lawrence, 1969

## Punting Average

46.8.....	Cris Shale, 1990
45.3.....	Brian Schmiedebusch, 2011
44.9.....	Andy Pollock, 1998
44.0.....	Bill Bradshaw, 1953
43.9.....	Bill Bradshaw, 1954
42.6.....	Joe Davidson, 2014
42.1.....	Norm Limpert, 1964

## Total Plays

709.....	Josh Harris, 2003
649.....	Tyler Sheehan, 2009
571.....	Tyler Sheehan, 2007
557.....	Omar Jacobs, 2004
539.....	Josh Harris, 2002
538.....	Brian McClure, 1983
506.....	Tyler Sheehan, 2008
486.....	Matt Johnson, 2013
466.....	Brian McClure, 1984
465.....	Rich Dackin, 1989
463.....	Matt Schilz, 2011

## Yards Gained

4,643.....	Josh Harris, 2003
4,302.....	Omar Jacobs, 2004
4,043.....	Tyler Sheehan, 2009
3,705.....	Matt Johnson, 2013
3,461.....	Tyler Sheehan, 2007
3,162.....	Josh Harris, 2002
3,009.....	Brian McClure, 1983
2,964.....	Matt Schilz, 2011
2,869.....	Tyler Sheehan, 2008
2,852.....	Brian McClure, 1984

## Punt Returns

35.....	Robert Redd, 2001
31.....	Robert Redd, 2002
31.....	Terry Loville, 1997
26.....	Ronnie Redd, 1994
26.....	Chip Otten, 1982
26.....	Bill Pittman, 1971

## Punt Return Yards

385.....	Robert Redd, 2001
379.....	Bob Zimpfer, 1967
332.....	Bob Zimpfer, 1968
271.....	Charles Sharon, 2005
247.....	Bob Zimpfer, 1969
227.....	Joe Souliere, 1965

## Punt Return Average (7 or more returns)

16.5.....	Bob Zimpfer, 1967
14.4.....	Bill Bradshaw, 1954
13.2.....	Courtney Davis, 1996
12.4.....	Allen Smith, 1990
11.5.....	Eugene Cooper, 2010
11.0.....	Robert Redd, 2001
10.8.....	Charles Sharon, 2005
10.4.....	Ray Redd, 1987
10.1.....	Ronnie Redd, 1993

## Pass Interceptions

12.....	Max Minnich, 1948
10.....	Martin Bayless, 1983
7.....	Janssen Patton, 2003
7.....	Joe Bair, 1992
7.....	Tony McCorvey, 1988
7.....	Martin Bayless, 1981
7.....	P.J. Mahone, 2007

## Pass Interception Yards

220.....	P.J. Mahone, 2007
207.....	Max Minnich, 1948
198.....	Julius Livas, 1971
116.....	BooBoo Gates, 2013
114.....	Melvin Marshall, 1983
114.....	Robert Lorenzi, 2010
107.....	Keon Newson, 2004
100.....	Joe Souliere, 1964

## Kickoff Returns

44.....	Roger Williams, 2009
39.....	Roger Williams, 2007
38.....	BooBoo Gates, 2011
30.....	Leon Weathersby, 1997
30.....	Darryl Story, 1986
28.....	Reggie Thornton, 1988
26.....	Dave Cassel, 1978

## Kickoff Return Yards

981.....	BooBoo Gates, 2011
954.....	Roger Williams, 2007
925.....	Roger Williams, 2009
729.....	Tyrone Pronty, 2010
669.....	Leon Weathersby, 1997
661.....	Darryl Story, 1986
576.....	Reggie Thornton, 1988
561.....	Kenny Lewis, 2008





# RECORD BOOK • INDIVIDUAL CAREER RECORDS

532.....	Bill Pittman, 1970
425.....	Reggie Thornton, 1987

## Kickoff Return Average (7 or more returns)

30.6.....	BooBoo Gates, 2013
26.9.....	Joe Alls, 2001
26.8.....	Zeb Jackson, 1993
25.9.....	Kelly Lycan, 1981
25.8.....	BooBoo Gates, 2011
24.8.....	Steve Kuehl, 1976
24.5.....	Joe Souliere, 1966
24.5.....	Roger Williams, 2007
24.4.....	Kenny Lewis, 2008
24.3.....	Vic DeOrio, 1956

## Tackles (compiled since 1970)

163.....	Richard Duetemeyer, 1971
160.....	Mike Callesen, 1977
160.....	John Villapiano, 1972
160.....	John Villapiano, 1971
157.....	Troy Dawson, 1984

## Sacks

19.0.....	Kevin O'Brien, 1992
12.5.....	Chris Jones, 2012
9.5.....	Diyral Briggs, 2008
9.0.....	Devon Parks, 2006
9.0.....	Mitch Crossley, 2003
8.5.....	Chris Jones, 2011
8.0.....	Paul Harris, 1991
8.0.....	Joe Foley, 1986
8.0.....	Bryan Thomas, 2014
7.5.....	Brandon Hicks, 2000
7.0.....	Diyral Briggs, 2006
7.0.....	Mitch Crossley, 2002
7.0.....	Brandon Hicks, 2001
7.0.....	Kevin O'Neil, 1996
7.0.....	Willie Gibson, 1993

## CAREER LEADERS

### Rushing Attempts

830.....	Dave Preston, 1973-76
767.....	Paul Miles, 1971-73
668.....	LeRoy Smith, 1989-92
596.....	Josh Harris, 2000-03
595.....	P.J. Pope, 2002-05
571.....	Bryant Jones, 1980-82
505.....	Zeb Jackson, 1990-93
460.....	Travis Greene, 2011-PR

### Net Yards Rushing

3,423.....	Dave Preston, 1973-76
3,239.....	Paul Miles, 1971-73
3,116.....	P.J. Pope, 2002-05
2,564.....	Fred Durig, 1950-52
2,563.....	Travis Greene, 2011-PR
2,473.....	Josh Harris, 2000-03

### Rushing Touchdowns

43.....	Josh Harris, 2000-03
39.....	Dave Preston, 1973-76
33.....	Bernard White, 1984-85
33.....	P.J. Pope, 2002-05
25.....	Paul Miles, 1971-73
23.....	Travis Greene, 2011-PR

### Average Per Rushing Attempt

5.7.....	Fred Durig, 1950-52
5.6.....	Travis Greene, 2011-PR
5.5.....	Don Lisbon, 1960-62
5.3.....	Anthon Samuel, 2011-12
5.2.....	P.J. Pope, 2002-05
5.2.....	B.J. Lane, 2002-05
5.2.....	Bob Ramlow, 1956-58
5.1.....	Jack Woodland, 1947-49
5.1.....	Dan Saleet, 1974-77

## Passing Attempts

1,494.....	Tyler Sheehan, 2006-09
1,427.....	Brian McClure, 1982-85
1,225.....	Matt Schilz, 2010-13
1,073.....	Rich Dackin, 1986-89
1,028.....	Josh Harris, 2000-03
950.....	Erik White, 1989-92
851.....	Mark Miller, 1974-77

## Pass Completions

966.....	Tyler Sheehan, 2006-09
900.....	Brian McClure, 1982-85
715.....	Matt Schilz, 2010-13
627.....	Josh Harris, 2000-03
591.....	Rich Dackin, 1986-89
523.....	Omar Jacobs, 2003-05
515.....	Erik White, 1989-92
487.....	Matt Schilz, 2010-13
455.....	Mark Miller, 1974-77

## Yards Passing

10,280.....	Brian McClure, 1982-85
10,117.....	Tyler Sheehan, 2006-09
8,012.....	Matt Schilz, 2010-13
7,503.....	Josh Harris, 2000-03
6,938.....	Omar Jacobs, 2003-05
6,862.....	Rich Dackin, 1986-89
6,072.....	Erik White, 1989-92

## Passes Had Intercepted

58.....	Brian McClure, 1982-85
44.....	Rich Dackin, 1986-89
41.....	Erik White, 1989-92
39.....	Matt Schilz, 2010-13
38.....	Mark Miller, 1974-77
34.....	Ryan Henry, 1992-95

## Touchdown Passes

71.....	Omar Jacobs, 2003-05
70.....	Tyler Sheehan, 2006-09
63.....	Brian McClure, 1982-85
55.....	Josh Harris, 2000-03
51.....	Matt Schilz, 2010-13
46.....	Ryan Henry, 1992-95
39.....	Erik White, 1989-92

## Passing Percentage

.647.....	Tyler Sheehan, 2006-09
.645.....	Omar Jacobs, 2003-05
.631.....	Brian McClure, 1982-85
.610.....	Josh Harris, 2000-03
.584.....	Matt Schilz, 2010-13
.556.....	Jim Potts, 1959-61
.551.....	Rich Dackin, 1986-89

## Yards Per Completion

19.0.....	Bill Bradshaw, 1952-54
15.6.....	James Bryan, 1953-55
15.1.....	Jim Potts, 1959-61
14.9.....	Reid Lamport, 1971-73
14.8.....	Rex Simonds, 1949-51
14.7.....	Don Nehlen, 1955-57

## Receptions

297.....	Freddie Barnes, 2006-09
232.....	Charles Sharon, 2002-05
215.....	Cole Magner, 2001-04
211.....	Robert Redd, 1998-02
182.....	Corey Partridge, 2005-08
182.....	Mark Szlachcic, 1989-92
176.....	Stan Hunter, 1982-85
174.....	Kamar Jorden, 2010-11
158.....	Reggie Thornton, 1986-89
156.....	Steve Sanders, 2002-05
152.....	Kurt Gerling, 1998-01

## Receiving Yards

3,450.....	Charles Sharon, 2002-05
3,290.....	Freddie Barnes, 2006-09
2,726.....	Robert Redd, 1998-2002
2,679.....	Stan Hunter, 1982-85
2,507.....	Mark Szlachcic, 1989-93
2,491.....	Ronald Heard, 1986-89
2,385.....	Cole Magner, 2001-04
2,324.....	Steve Sanders, 2002-05
2,268.....	Jeff Groth, 1975-78
2,231.....	Reggie Thornton, 1986-89
2,196.....	Ronnie Redd, 1991-94
2,198.....	Kamar Jorden, 2010-11
2,191.....	Kurt Gerling, 1998-2001

## Touchdown Receptions

34.....	Charles Sharon, 2002-05
30.....	Freddie Barnes, 2006-09
27.....	Ronnie Redd, 1991-94
26.....	Robert Redd, 1998-2002
24.....	Steve Sanders, 2002-05
21.....	Stan Hunter, 1982-85
18.....	Mark Szlachcic, 1989-92

## Average Per Reception

20.8.....	Jack Hecker, 1953-55
18.9.....	Bob Schnelker, 1947-49
17.9.....	Ronald Heard, 1986-89
17.0.....	Ronnie Redd, 1991-94
16.7.....	Jeff Groth, 1975-78
16.6.....	Jermiah Kelley, 2007-08
15.9.....	Shaun Joplin, 2010-13
15.7.....	Shawn Potts, 1979-82
15.6.....	Rameir Martin, 1991-94
15.3.....	Damron Hamilton, 1996-97
15.2.....	Stan Hunter, 1982-85

## All-Purpose Yards

4,519.....	Charles Sharon, 2002-05
4,300.....	P.J. Pope, 2002-05
4,260.....	Dave Preston, 1973-76
4,025.....	Freddie Barnes, 2006-09
3,807.....	Courtney Davis, 1993-96
3,779.....	Robert Redd, 1998-2002
3,680.....	Joe Alls, 1999-2002
3,560.....	Reggie Thornton, 1986-89
3,531.....	Bob Zimpfer, 1967-69
3,341.....	Paul Miles, 1971-73
3,108.....	LeRoy Smith, 1989-92
3,246.....	Cole Magner, 2001-04
3,095.....	Ronnie Redd, 1991-94

## Touchdowns Scored

47.....	Josh Harris, 2000-03
41.....	Freddie Barnes, 2006-09
41.....	Dave Preston, 1973-76
41.....	P.J. Pope, 2002-05
35.....	Charles Sharon, 2002-05
34.....	Bernard White, 1984-85
28.....	Ronnie Redd, 1991-94
26.....	LeRoy Smith, 1989-92
26.....	Robert Redd, 1998-2002

## Points Scored

361.....	Shaun Suisham, 2001-04
284.....	Josh Harris, 2000-03
251.....	Tyler Tate, 2011-PR
248.....	Freddie Barnes, 2006-09
247.....	Brian Leaver, 1991-94
246.....	Dave Preston, 1973-76
246.....	P.J. Pope, 2002-05
231.....	Gehad Youssef, 1981-84
216.....	Jason Strasser, 1996-99
212.....	Charles Sharon, 2002-05
204.....	Bernard White, 1984-85



# RECORD BOOK • INDIVIDUAL CAREER RECORDS

## Extra Point Attempts

233	Shaun Suisham, 2001-04
118	Brian Leaver, 1991-94
115	Tyler Tate, 2011-PR
113	Don Taylor, 1972-75
105	John Spengler, 1977-80
104	Jason Strasser, 1996-99

## Extra Points Made

226	Shaun Suisham, 2001-04
115	Brian Leaver, 1991-94
109	Tyler Tate, 2011-PR
101	John Spengler, 1977-80
100	Don Taylor, 1972-75
99	Jason Strasser, 1996-99
93	Gehad Youssef, 1981-84

## Field Goals Made

48	Tyler Tate, 2011-PR
45	Shaun Suisham, 2001-04
44	Brian Leaver, 1991-94
44	Gehad Youssef, 1981-84
43	Jason Zeller, 1986-89
39	Jason Strasser, 1996-99
33	Don Taylor, 1972-75

## Punt Attempts

219	Jim Phelps, 1981-83
212	Pat Fleming, 1999-2002
191	Andy Pollock, 1996-98
189	Greg A. Johnson, 1984-86
183	Cris Shale, 1988-90
178	Brian Schmiedebusch, 2011-13
167	Greg Kampe, 1975-77

## Punting Yards

8,955	Jim Phelps, 1981-83
8,703	Pat Fleming, 1999-02
8,066	Andy Pollock, 1996-98
7,885	Cris Shale, 1988-90
7,731	Greg A. Johnson, 1984-86
7,549	Brian Schmiedebusch, 2011-13
6,386	Andy Tracy, 1992-95

## Punting Average

43.1	Cris Shale, 1988-90
42.4	Brian Schmiedebusch, 2011-13
42.3	Andy Pollock, 1996-98
42.2	Bill Bradshaw, 1952-54
40.9	Greg A. Johnson, 1984-86
40.9	Jim Phelps, 1981-83
40.4	Andy Tracy, 1992-95
40.1	Pat Fleming, 1999-2002

## Total Plays

1,781	Tyler Sheehan, 2006-09
1,630	Brian McClure, 1982-85
1,624	Josh Harris, 2000-03
1,361	Matt Schilz, 2010-13
1,246	Rich Dackin, 1986-89
1,186	Mark Miller, 1974-77
1,093	Erik White, 1989-92
965	Bob Niemet, 1995-98
964	Omar Jacobs, 2003-05

## Yards Gained

10,465	Tyler Sheehan, 2006-09
9,976	Josh Harris, 2000-03
9,774	Brian McClure, 1982-85
7,794	Matt Schilz, 2010-13
7,389	Omar Jacobs, 2003-05
6,527	Rich Dackin, 1986-89
6,329	Mark Miller, 1974-77
6,226	Erik White, 1989-92
5,482	Ryan Henry, 1992-95

## Punt Returns

105	Robert Redd, 1998-2002
82	Charles Sharon, 2002-05
72	Bob Zimpfer, 1967-69
65	Bill Pittman, 1970-72
60	Chip Otten, 1979-82
45	Ronnie Redd, 1991-94
44	Ryan Burbrink, 2011-PR
39	Corey Partridge, 2005-08
37	Bill Bradshaw, 1952-54

## Punt Return Yards

958	Bob Zimpfer, 1967-69
848	Charles Sharon, 2002-05
823	Robert Redd, 1998-2002
449	Bill Pittman, 1970-72
431	Corey Partridge, 2005-08
415	Joe Souliere, 1964-66

## Pass Interceptions

27	Martin Bayless, 1980-83
18	Janssen Patton, 2000-03
14	Dave Bielinski, 1989-92
13	Jac Tomasello, 1978-82

## Pass Interception Yards

284	BooBoo Gates, 2010-13
264	Martin Bayless, 1980-83
242	Melvin Marshall, 1982-85
241	P.J. Mahone, 2004-07
207	Max Minnich, 1946-48
198	Julius Livas, 1970-71
198	Joe Souliere, 1964-66

## Kickoff Returns

99	Roger Williams, 2006-09
81	BooBoo Gates, 2010-13
65	Reggie Thornton, 1986-89
55	Joe Alls, 1999-2000
51	Darryl Story, 1983-86
49	Terry Wilson, 1988-92
49	Steve Kuehl, 1973-76

## Kickoff Return Yards

2,139	Roger Williams, 2006-09
1,997	BooBoo Gates, 2010-13
1,222	Reggie Thornton, 1986-89
1,147	Joe Alls, 1999-2002
1,080	Darryl Story, 1983-86
1,078	Steve Kuehl, 1973-76
1,051	Terry Wilson, 1988-92

## Tackles (compiled since 1970)

478	Vince Palko, 1991-94
462	Kevin O'Neill, 1994-97
455	Troy Dawson, 1982-85
439	John Villapiano, 1971-73
399	Kyle Kramer, 1985-88
382	Erik Johnson, 1984-87
379	Terry Wilson, 1988-91

## Sacks

31.0	Kevin O'Brien, 1989-92
28.0	Chris Jones, 2009-12
26.0	Diyral Briggs, 2005-08
22.0	Devon Parks, 2003-06
20.0	Brandon Hicks, 1998-2001
18.0	Mitch Crossley, 2001-04
15.0	Ryan Wingrave, 1998-2001
13.0	Kevin O'Neil, 1994-97
13.0	Willie Gibson, 1993-94
12.5	Bryan Thomas, 2010-PR
11.5	D.J. Durkin, 1997-2000
10.5	Ted Ouellet, 2010-13
10.0	Gabe Martin, 2010-14
10.0	Mike Thaler, 2002-05







# RECORD BOOK • TEAM RECORDS

## RUSHING DEFENSE

### Fewest Attempts

Game	19	vs. Northern Illinois, 1998
Season	316	in 1962

### Fewest Net Yards Allowed

Game	-64	vs. Miami, 2005
Season	788	in 1962

### Fewest Rushing First Downs Allowed

Game	1	vs. Defiance, 1956
Season	55	in 1956

## PASSING DEFENSE

### Fewest Completions Allowed

Game	0	vs. Kent State, 1988 vs. Texas-Arlington, 1975 vs. Dayton, 1965 vs. Baldwin-Wallace, 1954
Season	45	in 1955

### Fewest Passing Yards Allowed

Game	0	vs. Kent State, 1988 vs. Texas-Arlington, 1975 vs. Dayton, 1965 vs. Baldwin-Wallace, 1954
Season	553	in 1955

### Fewest Passing First Downs Allowed

Game	0	vs. Ohio, 1999 vs. Akron, 1993 vs. Kent State, 1988 vs. Texas-Arlington, 1975 vs. Dayton, 1965 vs. Ohio, 1963 vs. Defiance, 1956 vs. Baldwin-Wallace, 1954
Season	25	in 1955

\*MAC Record, +NCAA Record

## Miscellaneous Individual Records

\* Most Consecutive Games With Reception: 45, Ronnie Redd (1991-94); 37, Mark Szlachcic (1989-92) and Stan Hunter (1982-85)

\* Most Consecutive Games Catching a TD Pass: 8, Freddie Barnes (2009)

\* Most Consecutive Games With An Interception: 6, Martin Bayless (last 4 games of 1981, first two games of 1982); 4, Tony Everhart (1994), Tony McCorvey (1988) and Dick Wagoner (1966)

\* Most Consecutive Games Rushing For 100 yards: 5, Fred Durig, 1951; 5, Travis Greene, 2013

\* Most Touchdowns (Season/Passing & Running): 45, Omar Jacobs, 2004

\* Touchdown/Interception Ratio: Omar Jacobs, 41/4, 2004 (NCAA Record)

## Miscellaneous Team Records

\* Longest Winning Streak: 18 games, Nov. 8, 1958 to Nov. 5, 1960; one season: 11, 1985

\* Longest Losing Streak: 8, 1997-98 (last five of 1997 - first three of 1998); one season: 6, 1935

\* Most Takeaways (season): 41, 1948

\* Fewest Touchdowns Allowed (season (since 1947)): 8, 1955 and 1957

\* Most Times Scored 30 Or More Points (season): 10, 2004

\* Most Consecutive Games Scoring 30 Or More Points (season): 9, 2004

\* Most Times Scored 50 Or More Points (season): 5, 2004

Brian McClure







# RECORD BOOK • THE LAST TIME/LONGEST PLAYS

- A BG Player Returned a Kickoff for a Touchdown  
Clint Stephens (96 yards), vs. Ball State, Nov. 28, 2014
- An Opposing Player Returned a Kickoff for a Touchdown  
Travis Shelton (96 yards), Temple, Oct. 28, 2006
- A BG Player Returned a Punt for a Touchdown  
Ryan Burbrink (75 yards), VMI, Sept. 6, 2014
- An Opposing Player Returned a Punt for a Touchdown  
Tyler Boyd (Pittsburgh), 54 yards, Dec. 26, 2013
- A BG Player Returned an Interception for a Touchdown  
Dwayne Woods (48 yards) at UMass, Oct. 20, 2012
- An Opposing Player Returned an Interception for a TD  
Sean Kurtz (Eastern Michigan), 10 yards, Nov. 23, 2013
- A BG Player Returned a Fumble for a Touchdown  
Taylor Royster (0 yards), at Akron, Nov. 4, 2014
- An Opposing Player Returned a Fumble for a TD  
Marqueston Huff (WYO), 8 yards, Sept. 17, 2011
- A BG Player Returned a Blocked Punt for a Touchdown  
Herve Coby (29 yards), vs. VMI, Sept. 6, 2014
- An Opposing Player Returned a Blocked Punt for a TD  
Jared Patterson (Buffalo), Sept. 9, 2006
- A BG Player Rushed for 200 or more yards  
Willie Geter vs. Kent State, October 20, 2007 (22/203)
- An Opponent Rushed for 200 or more yards  
Kareem Hunt (Toledo), Nov. 19, 2014 (30/265)
- A BG Player Had Three Interceptions in a Game  
Janssen Patton vs. Northern Illinois, Oct. 25, 2003
- An Opposing Player Had Three Interceptions in a Game:  
Jamie Silva (Boston College), Oct. 6, 2007
- Two BG Players Rushed for 100 or more yards in a Game:  
Travis Greene (159)  
Fred Coppet (140), vs. Ball State, Nov. 28, 2014
- Three BG Players Rushed for 100 or more yards in a Game:  
Dave Windatt (139)  
Mike Wright (131)  
Dave Cassell (125) vs. Toledo, Oct. 7, 1978
- Two BG Players had 100 or more receiving yards  
Roger Lewis (137)  
Gehrig Dieter (108), vs. South Alabama, Dec. 20, 2014
- Three BG Players had 100 or more receiving yards in a Game  
Roger Lewis (148)  
Ryan Burbrink (132)  
Ronnie Moore (109), vs. UMass, Sept. 27, 2014
- A BG player had a safety  
Chris Jones vs. Idaho, Sept. 1, 2011

## LONGEST TOUCHDOWN RUN

Yards	Name/Opponent	Year
93	Anthony Samuel vs. Miami	2011
93	Mike McGee vs. Central Michigan	1987
88	P.J. Pope vs. Western Michigan	2004
89	Mike McGee vs. Ball State	1987
85	Tony Trent vs. Toledo	1964
81	Harold Furcron vs. Dayton	1958
80	Jerry Dianiska vs. Ohio	1958

## LONGEST NON-SCORING RUN

Yards	Name/Opponent	Year
78	B.J. Lane vs. Ball State	2003
71	Chris Bullock vs. Akron	2009
69	Fred Coppet vs. Ball State	2014
65	Andy Sahm vs. Kansas	2002
64	Jeff Davis vs. Richmond	1984

61	Willie Geter vs. Toledo	2009
60	Steve Holmes vs. Kent	1998
55	Anthony Samuel vs. Miami	2012
55	Josh Harris vs. Miami	2000

## LONGEST TOUCHDOWN PASS

Yards	Name/Opponent	Year
96	Mark Miller to Dave Dudley vs. San Diego State	1976
94	Eric Smith to Ronald Heard vs. Ohio	1988
92	Matt Johnson to Ryan Burbrink, vs. Kent State	2013
91	Josh Harris to Charles Sharon vs. Kent State	2003
90	Brian McClure to Stan Hunter vs. Cent. Michigan	1983
83	Matt Schilz to Kamar Jorden vs. Northern Illinois	2011
83	Tyler Sheehan to Chris Wright vs. Buffalo	2007
82	James Knapke to Roger Lewis vs. Kent State	2014
81	Matt Schilz to Chris Gallon vs. Kent State	2012
80	Bob Colburn to Ron Blackledge vs. So. Illinois	1959

## LONGEST NON-SCORING PASS

Yards	Name/Opponent	Year
78	Bob Niemet to Robert Redd vs. Akron	1998
77	Josh Harris to James Hawkins vs. Purdue	2003
76	Matt Schilz to Kamar Jorden vs. Miami	2010
74	Vern Wireman to Bob Zimpfer vs. Utah State	1969
69	Mark Miller to John Park vs. Tenn.-Chattanooga	1977
66	Vern Wireman to Fred Matthews vs. Marshall	1968
61	James Knapke to Roger Lewis at Ohio	2014
61	Reid Lampert to Roger Wallace vs. Dayton	1973

## LONGEST KICKOFF RETURN

Yards	Name/Opponent	Year
96*	Clint Stephens vs. Ball State	2014
94*	BooBoo Gates vs. Pittsburgh	2013
94*	Leon Weathersby vs. Western Michigan	1997
93*	B.J. Lane vs. Ball State	2004
93*	Roger Reynolds vs. Kent	1961
90*	Tony Bell vs. Dayton	1973
90*	Chuck Comer vs. Delaware	1959

## LONGEST PUNT RETURN

Yards	Name/Opponent	Year
100*	Courtney Davis vs. Kent	1996
91*	Richard Lowry vs. Grosse Ile	1942
86*	Bob Zimpfer vs. Ball State	1968
80*	BooBoo Gates vs. Rhode Island	2012
79*	Charles Sharon vs. Southeast Missouri	2004
79	Corey Partridge vs. Temple	2005
75*	Ryan Burbrink, vs. VMI	2014
73	Max Minnich vs. Morris Harvey	1948
73	Corey Partridge	2008
71	Eugene Cooper vs. Toledo	2010

## LONGEST PASS INTERCEPTION

Yds.	Name/Opponent	Year
90*	Rodney Lash vs. Toledo	1948
88	Julius Livas vs. Miami	1971
82	BooBoo Gates vs. Ohio	2013
82*	Robert Lorenzi vs. Buffalo	2010
80*	Melvin Marshall vs. Brigham Young	1983
78*	Dwayne Woods vs. Marshall	2010
74*	Janssen Patton vs. Kent State	2000
64	Martin Bayless vs. Kent State	1982
64*	Adrien Spencer vs. Troy	2009

## LONGEST PUNT

Yds.	Name/Opponent	Year
95	Macs Leitman vs. Bluffton	1928
81	Brian Schmiedebusch vs. Idaho	2011
81	Cris Shale vs. Ohio	1990
79	Nick Iovinelli vs. Pittsburgh	2008
79	Jim Phelps vs. Toledo	1982
78	Joseph Davidson vs. Ball State	2014
78	Greg A. Johnson vs. Oklahoma State	1984
77	Greg Kampe vs. Southern Mississippi	1975
76	Brian Schmiedebusch vs. Buffalo	2011

## LONGEST FIELD GOAL

Yds.	Name/Opponent	Year
60	Derek Schorejs vs. Toledo	1995
56	Gehad Youssef vs. Western Michigan	1983
52	Tyler Tate at Western Kentucky	2014
52	Tyler Tate vs. Northern Illinois	2013
52	Shaun Suisham vs. Ohio	2004
52	Derek Schorejs vs. Akron	1995
51	Brian Leaver vs. Miami	1994

\*resulted in a touchdown



# RECORD BOOK • ANNUAL LEADERS

## PASSING

Year	Name	Comp.	Att.	Pct.	Yds.	Int.	TD	Pass Eff.
2014	James Knapke	280	483	58.0	3173	12	15	118.43
2013	Matt Johnson	237	369	64.2	3467	7	25	161.71
2012	Matt Schilz	228	413	55.2	2585	12	14	113.16
2011	Matt Schilz	245	412	59.5	3024	13	28	137.24
2010	Matt Schilz	229	377	60.7	2223	14	8	109.80
2009	Tyler Sheehan	373	575	64.9	4051	7	27	137.11
2008	Tyler Sheehan	267	400	66.8	2610	9	20	133.56
2007	Tyler Sheehan	303	476	63.7	3264	11	23	132.58
2006	Anthony Turner	144	252	57.1	1596	5	11	120.80
2005	Omar Jacobs	195	321	60.7	2591	7	26	150.92
2004	Omar Jacobs	309	462	66.9	4002	4	41	167.20
2003	Josh Harris	325	494	65.8	3813	27	12	143.80
2002	Josh Harris	198	353	56.1	2425	11	19	125.33
2001	Josh Harris	81	133	60.9	1022	3	9	143.27
	Andy Sahn	122	198	61.6	1326	10	11	126.10
2000	Andy Sahn	123	244	50.4	1490	9	8	105.15
1999	Ricky Schneider	95	181	52.5	1121	9	11	114.62
	Andy Sahn	77	152	50.7	1088	3	7	122.03
1998	Bob Niemet	68	144	47.2	949	7	9	113.48
	Ricky Schneider	55	103	53.4	649	4	4	111.37
1997	Bob Niemet	133	256	52.0	1723	8	8	112.55
	Ricky Schneider	50	104	48.1	605	3	1	94.35
1996	Bob Niemet	83	191	43.5	1129	9	6	94.05
1995	Ryan Henry	90	177	50.8	938	12	6	92.99
	Bob Niemet	62	135	45.9	733	8	4	89.46
1994	Ryan Henry	174	293	59.4	2368	11	25	147.92
1993	Ryan Henry	169	325	49.2	2242	9	14	115.88
1992	Erik White	195	344	56.7	2380	17	17	121.22
1991	Erik White	323	185	57.3	2204	10	17	125.76
1990	Erik White	127	262	48.5	1386	12	5	90.04
1989	Rich Dackin	215	394	54.6	2679	11	18	121.18
1988	Eric Smith	104	184	56.5	1306	8	6	118.21
	Rich Dackin	73	155	47.1	775	9	0	77.49
1987	Rich Dackin	189	330	57.3	2211	16	13	116.86
1986	Rich Dackin	114	194	58.8	1197	8	5	110.85
	Eric Smith	108	56	51.9	537	8	1	81.87
1985	Brian McClure	226	371	60.9	2674	16	18	128.85
1984	Brian McClure	263	414	63.5	2951	13	21	133.86
1983	Brian McClure	298	466	63.9	3264	16	16	127.25
1982	Brian McClure	113	176	64.2	1391	13	8	130.82
	Dayne Palsgrove	44	86	51.2	554	3	4	113.64
1981	Dayne Palsgrove	79	153	51.6	732	7	3	89.14
	Greg Taylor	36	66	54.5	304	5	1	83.08
1980	Greg Taylor	43	77	55.8	562	3	3	122.22
	Dave Endres	31	66	47.0	430	6	4	103.51
1979	Mike Wright	104	210	49.5	1148	13	8	95.63
1978	Mike Wright	134	259	51.7	1852	12	14	120.37
1977	Mark Miller	164	285	57.6	2103	12	12	125.00
1976	Mark Miller	126	245	51.4	1839	13	13	121.38
1975	Mark Miller	98	187	52.4	1252	6	4	109.28
1974	Mark Miller	67	134	50.0	725	7	4	94.85
1973	Reid Lampport	70	161	43.5	1084	12	7	99.48
1972	Joe Babics	23	57	40.3	338	4	2	87.70
	Reid Lampport	28	89	31.5	430	6	3	69.68
1971	Reid Lampport	71	154	46.1	1006	12	7	100.38
1970	Vern Wireman	60	174	34.5	622	15	3	52.96
1969	Vern Wireman	147	281	52.4	1666	12	15	111.19
1968	P.J. Nyitray	200	144	78	898	4	5	112.46
	Vern Wireman	128	65	50.8	769	7	8	110.94
1967	P.J. Nyitray	73	164	44.5	846	8	6	90.15
1966	P.J. Nyitray	38	79	48.1	431	1	2	99.75
1965	Dwight Wallace	34	66	51.5	425	2	1	104.54
1964	Jerry Ward	57	114	50.0	726	-	-	-
1963	Jerry Ward	59	127	46.5	858	-	-	-
1962	Tony Ruggiero	29	60	48.3	393	-	-	-
1961	Jim Potts	47	91	51.6	712	7	-	120.12
1960	Jim Potts	44	71	62.0	662	4	-	161.56
1959	Bob Colburn	60	111	54.1	788	5	6	122.52
1958	Bob Colburn	46	87	52.9	685	2	4	129.83
1957	Don Nehlen	36	70	51.4	499	4	-	-
1956	Don Nehlen	26	49	53.1	362	6	-	-
1955	Jim Bryan	45	64	70.3	770	3	6	192.94
1954	Bill Bradshaw	21	53	39.6	414	7	-	-
	Jim Bryan	15	45	33.3	198	4	-	-
1953	Bill Bradshaw	48	126	38.1	865	13	8	96.08
1952	Bill Lyons	71	134	53.0	915	11	12	123.48
1951	Rex Simonds	36	95	37.9	506	6	9	101.26
1950	Rex Simonds	23	79	29.1	319	10	4	54.42
1949	Rod Lash	29	79	36.7	599	6	10	126.98
1948	Max Minnich	19	38	50.0	405	1	9	212.42
1947	Ennis Walker	31	83	37.3	476	12	6	80.46





# RECORD BOOK • ANNUAL LEADERS

## RUSHING

Year	Name	Att	Yds	Avg	TD
2014	Travis Greene	180	949	5.3	12
2013	Travis Greene	279	1,594	5.7	11
2012	Anthon Samuel	202	998	4.9	11
2011	Anthon Samuel	144	844	5.9	5
2010	Willie Geter	197	793	3.6	6
2009	Willie Geter	176	705	4.0	9
2008	Anthony Turner	89	400	4.5	5
2007	Anthony Turner	106	519	4.9	9
2006	Chris Bullock	160	769	4.8	4
2005	B.J. Lane	139	677	4.9	10
2004	P.J. Pope	178	1,098	6.2	15
2003	P.J. Pope	191	1,005	5.3	10
2002	Joe Alls	122	801	6.6	4
2001	Josh Harris	126	614	4.9	8
2000	John Gibson	155	514	3.3	3
1999	Joe Alls	117	592	5.1	4
1998	Godfrey Lewis	163	753	4.6	2
1997	Robbie Hollis	151	492	3.3	3
1996	Courtney Davis	229	767	3.3	5
1995	Keylan Cates	220	910	3.9	7
1994	Keylan Cates	184	803	4.4	10
1993	Zeb Jackson	237	1,016	4.0	6
1992	Zeb Jackson	169	792	4.3	4
1991	LeRoy Smith	271	937	3.3	9
1990	George Johnson	104	449	4.1	4
1989	LeRoy Smith	161	564	3.5	3
1988	Mike McGee	146	538	3.5	6
1987	Shawn Daniels	121	423	3.5	3
1986	Jeff Davis	180	825	4.3	8
1985	Bernard White	221	949	4.3	18
1984	Bernard White	247	1,036	4.2	15
1983	Darryl Story	166	724	4.4	6
1982	Chip Otten	157	673	4.3	8
1981	Bryant Jones	253	1,051	4.2	7
1980	Bryant Jones	174	806	4.6	4
1979	Kevin Folkes	163	696	4.3	3
1978	Dave Windatt	118	608	5.2	2
1977	Dan Saleet	137	572	4.2	0
1976	Dave Preston	248	989	4.0	8
1975	Dan Saleet	194	1,114	5.7	6
1974	Dave Preston	324	1,414	4.4	19
1973	Paul Miles	250	1,030	4.1	11
1972	Paul Miles	243	1,024	4.2	7
1971	Paul Miles	274	1,185	4.3	7
1970	Julius Livas	109	279	2.6	5
1969	Issac Wright	96	344	3.5	-
1968	Fred Mathews	207	733	3.6	-
1967	Bob Zimpfer	128	538	4.2	-
1966	Dave Cranmer	81	374	4.6	-
1965	Stew Williams	145	616	4.3	-
1964	Stew Williams	109	609	5.6	-
1963	Jay Cunningham	128	539	4.2	-
1962	Don Lisbon	94	481	5.1	-
1961	Russ Hepner	137	637	4.6	-
1960	Don Lisbon	99	605	6.1	-
1959	Chuck Comer	53	361	6.8	-
1958	Bob Ramlow	140	779	5.6	-
1957	Bob Ramlow	108	492	4.6	-
1956	Vic DeOrio	149	816	5.5	-
1955	Carlos Jackson	86	505	5.9	2
1954	John Ladd	81	266	3.3	-
1953	Bill Bradshaw	110	236	2.1	2
1952	Fred Durig	181	858	4.7	9
1951	Fred Durig	214	1,444	6.7	9
1950	Richard Pont	111	627	5.6	3
1949	Jack Woodland	133	694	5.2	6
1948	Jack Woodland	108	522	4.8	5
1947	Jack Woodland	102	536	5.3	1

## RECEIVING

Year	Name	Rec.	Yds	Avg	TD
2014	Roger Lewis	73	1,093	15.0	7
2013	Shaun Joplin	54	908	16.8	3
2012	Chris Gallon	54	720	13.3	6
2011	Kamar Jorden	78	1,089	14.0	12
2010	Kamar Jorden	96	1,109	11.6	4
2009	Freddie Barnes	155	1,770	11.4	19
2008	Corey Partridge	58	562	9.7	7
2007	Freddie Barnes	82	962	11.7	9
2006	Corey Partridge	55	658	12.0	3
2005	Charles Sharon	74	1,028	13.9	6
2004	Cole Magner	77	746	9.7	6
2003	Cole Magner	99	1,138	11.5	10
2002	Robert Redd	83	973	11.7	9
2001	Robert Redd	72	884	12.3	9
2000	David Bautista	69	915	13.3	3
1999	Kurt Gerling	53	775	14.5	5
1998	Kurt Gerling	34	656	19.3	6
1997	Damron Hamilton	52	777	14.9	3
1996	Damron Hamilton	29	465	16.0	3
1995	Eric Starks	32	433	13.5	3
1994	Ronnie Redd	48	831	17.3	10
1993	Rameir Martin	56	876	15.6	5
1992	Mark Szlachcic	62	834	13.5	7
1991	Mark Szlachcic	65	943	14.5	8
1990	Mark Szlachcic	46	582	12.7	2
1989	Ronald Heard	51	916	18.0	7
1988	Reggie Thornton	41	589	14.4	3
1987	Reggie Thornton	47	698	14.9	4
1986	Gerald Bayless	34	300	8.8	2
1985	Stan Hunter	55	761	13.8	7
1984	Bernard White	56	400	7.1	0
1983	Mark Dowdell	70	679	9.7	5
1982	Shawn Potts	50	841	16.8	8
1981	Shawn Potts	31	391	12.6	2
1980	Dan Shetler	20	310	15.5	2
1979	Dan Shetler	37	502	13.6	3
1978	Jeff Groth	56	874	15.6	8
1977	Jeff Groth	39	693	17.8	6
1976	Jeff Groth	33	598	18.1	4
1975	Dave Dudley	25	338	13.5	1
1974	John Boles	25	291	11.6	2
1973	Roger Wallace	37	587	15.9	3
1972	Roger Wallace	16	242	15.1	2
1971	Rick Newman	25	443	17.7	2
1970	Bill Pittman	21	235	11.2	0
1969	Bob Zimpfer	48	785	16.3	7
1968	Eddie Jones	49	716	14.6	2
1967	Eddie Jones	30	374	12.5	5
1966	Eddie Jones	40	525	13.1	1
1965	Dave Cranmer	16	180	11.3	1
1964	Jay Cunningham	14	174	12.4	-
1963	Tom Sims	12	177	14.8	-
	Tom Reicosky	12	169	14.1	-
1962	Jay Cunningham	13	259	19.9	-
1961	Russ Hepner	14	187	13.4	-
1960	Clarence Mason	14	191	13.6	-
1959	Bernie Casey	18	264	14.7	-
1958	Bernie Casey	16	310	19.4	-
1957	Ray Reese	12	185	15.4	-
1956	Ray Reese	12	183	15.3	-
1955	Jack Hecker	29	556	19.2	-
1954	Jack Hecker	12	274	22.8	-
1953	Jim Ladd	31	473	15.3	-
1952	Jim Ladd	43	632	14.7	-
1951	Jim Ladd	16	236	14.8	-
1950	Doug Mooney	8	36	4.5	-
1949	Robert Schnelker	20	434	21.7	-
1948	Robert Schnelker	14	243	17.4	-
1947	Max Minnich	12	224	18.7	-



# RECORD BOOK • ANNUAL LEADERS

## INTERCEPTIONS

Year	Name	No.	Yds.	Avg.	TDs
2014	Nick Johnson.....	5	63	12.6	0
2013	BooBoo Gates.....	2	116	58.0	0
	Ryland Ward.....	2	32	16.0	0
2012	Jude Adjei-Barimah.....	4	25	6.2	0
2011	BooBoo Gates.....	2	65	32.5	0
2010	Keith Morgan.....	3	23	7.7	0
2009	Roger Williams.....	4	17	4.2	0
2008	Kenny Lewis.....	4	22	5.5	0
2007	P.J. Mahone.....	7	220	31.4	1
2006	Kenny Lewis.....	4	13	1.0	0
2005	Jelani Jordan.....	6	66	11.0	0
2004	Keon Newson.....	6	107	17.8	2
2003	Janssen Patton.....	7	84	12.0	0
2002	Janssen Patton.....	3	52	17.3	1
2001	Janssen Patton.....	4	4	1.0	0
2000	Janssen Patton.....	4	89	22.3	1
1999	Karl Rose.....	2	34	17.0	0
1998	Junior Williams.....	2	0	0.0	0
1997	Shaun Rice.....	1	12	12.0	0
	Joe O'Neill.....	1	13	13.0	0
	Chioke Bradley.....	1	0	0.0	0
1996	Chioke Bradley.....	3	34	11.3	0
1995	Steve Ayers.....	3	28	9.3	1
	Orlando Rogers.....	3	14	4.7	0
1994	Tony Everhart.....	5	64	12.8	0
1993	George Johnson.....	3	55	18.3	1
1992	Joe Bair.....	7	51	7.3	0
1991	Dave Bielinski.....	4	58	14.5	0
1990	Dave Bielinski.....	6	63	10.5	0
1989	Mike Holmes.....	2	23	11.5	0
	Dave Bielinski.....	2	0	0.0	0
1988	Tony McCorvey.....	7	33	4.7	0
1987	Erik Johnson.....	2	27	13.5	0
	Ray Southard.....	2	12	6.0	0
	John Hunter.....	2	8	4.0	0
	Jack Coppess.....	2	2	1.0	0
	Kyle Kramer.....	2	1	0.5	0
1986	Kyle Kramer.....	5	25	5.0	0
1985	Melvin Marshall.....	4	83	20.8	2
1984	Troy Dawson.....	5	9	1.8	0
1983	Martin Bayless.....	10	64	6.4	0
1982	Martin Bayless.....	5	87	17.4	0
1981	Martin Bayless.....	7	53	7.6	1
1980	Martin Bayless.....	5	60	12.0	0
1979	John Fitzpatrick.....	2	23	11.5	0
1978	Bob Cummins.....	5	45	9.0	0
1977	Greg Kampe.....	4	47	11.8	-
1976	Bob Cummins.....	4	53	13.3	-
1975	Art Thompson.....	5	36	7.2	-
1974	Dave Turner.....	4	32	8.0	-
1973	.....	-	-	-	-
1972	Gary Seeman.....	5	27	5.4	0
1971	Julias Livas.....	4	-	-	-
1970	Art Curtis.....	3	56	18.7	-
	Laurie Kelly.....	3	52	17.3	-
1969	Honester Davidson.....	5	98	19.6	-
	Lawrence Kelly.....	5	25	5.0	-
1968	Rick Perrin.....	4	80	20.0	-
	Jerry Machovina.....	4	58	14.5	-
1967	Joe Pearce.....	6	99	16.5	-
1966	Dick Wagoner.....	6	66	11.0	-

## PUNT RETURNS

(based on number of returns)

Year	Name	No.	Yds.	Avg.	TDs
2014	Ryan Burbrink.....	13	127	9.8	1
2013	Ryan Burbrink.....	12	103	8.6	1
2012	Ryan Burbrink.....	19	170	8.9	0
2011	Eugene Cooper.....	17	102	6.0	0
2010	Eugene Cooper.....	19	219	11.5	2
2009	Freddie Barnes.....	12	117	9.8	0
2008	Corey Partridge.....	19	172	9.1	0
2007	Zach Charles.....	10	41	4.1	0
2006	Corey Partridge.....	14	120	8.6	0
2005	Charles Sharon.....	25	271	10.8	0
2004	Charles Sharon.....	24	282	11.8	1
2003	Charles Sharon.....	31	274	8.8	0
2002	Robert Redd.....	31	209	6.7	0
2001	Robert Redd.....	35	385	11.0	1
2000	Chad Long.....	23	139	6.0	0
1999	Robert Redd.....	24	128	5.3	0
1998	Robert Redd.....	15	101	6.7	0
1997	Terry Loville.....	31	211	6.8	0
1996	Courtney Davis.....	17	225	13.2	1
1995	Courtney Davis.....	14	274	19.6	0
1994	Ronnie Redd.....	26	204	7.8	0
1993	Ronnie Redd.....	19	192	10.1	0
1992	Mark Szlachcic.....	16	139	8.7	0
1991	Mark Szlachcic.....	20	163	8.2	0
1990	Bobby Green.....	11	54	4.9	0
1989	Allen Smith.....	10	51	5.1	0
1988	Mark Bongers.....	8	42	5.3	0
1987	Ray Redd.....	21	218	10.4	0
1986	Ken Rankin.....	13	84	6.5	0
1985	Ken Rankin.....	12	64	5.3	0
1984	Ken Rankin.....	21	114	5.4	0
1983	Chip Otten.....	26	63	2.4	0
1982	Chip Otten.....	26	63	2.4	0
1981	Chip Otten.....	21	140	6.7	0
1980	Dan Shetler.....	13	69	5.3	0
1979	Dan Shetler.....	13	94	7.2	0
1978	Jeff Groth.....	6	28	4.7	0
1977	Jeff Groth.....	5	61	12.2	1
1976	Jeff Groth.....	5	106	21.2	1
1975	Steve Kuehl.....	15	86	5.7	0
1974	Tom Moriarty.....	23	159	6.9	1
1973	Bill Pittman.....	21	137	6.5	0
1972	Art Thompson.....	2	15	7.5	0
1971	Bill Pittman.....	26	134	5.2	0
1970	Bill Pittman.....	18	178	9.9	0
1969	Bob Zimpfer.....	25	247	9.9	0
1968	Bob Zimpfer.....	24	332	13.8	1
1967	Bob Zimpfer.....	23	379	16.5	-
1966	Joe Souliere.....	17	138	8.1	1
1965	Joe Souliere.....	17	277	16.3	1





# RECORD BOOK • ANNUAL LEADERS

## KICKOFF RETURNS

(based on number of returns)

Year	Name	No.	Yds.	Avg.	TDs
2014	Clint Stephens.....	21	505	24.0	1
2013	Ronnie Moore.....	14	289	20.6	0
	BooBoo Gates.....	10	306	30.6	1
2012	BooBoo Gates.....	19	369	19.4	0
2011	BooBoo Gates.....	38	981	25.8	1
2010	Tyrone Pronty.....	38	729	19.2	0
2009	Roger Williams.....	44	925	21.0	0
2008	Kenny Lewis.....	23	561	24.4	0
2007	Roger Williams.....	39	954	24.5	1
2006	Tyrone Pronty.....	10	177	17.7	0
2005	B.J. Lane.....	17	289	17.0	0
2004	B.J. Lane.....	20	462	23.1	1
2003	Cole Magner.....	18	357	19.8	0
2002	Martez Johnson.....	18	400	22.2	0
2001	Joe Alls.....	13	350	26.9	0
2000	Joe Alls.....	19	371	19.5	0
1999	Steve Holmes.....	21	396	18.9	0
1998	Steve Holmes.....	19	359	18.9	0
1997	Leon Weathersby.....	30	669	22.3	1
1996	Courtney Davis.....	15	286	19.1	0
1995	Courtney Davis.....	14	274	19.6	0
1994	Ronnie Redd.....	16	379	23.7	0
1993	Zeb Jackson.....	8	214	26.8	0
1992	Eric McGhee.....	14	269	19.2	0
1991	Terry Wilson.....	15	344	22.9	0
1990	Terry Wilson.....	11	252	22.9	0
1989	Terry Wilson.....	19	362	19.1	0
1988	Reggie Thornton.....	28	576	20.6	0
1987	Reggie Thornton.....	23	425	18.5	0
1986	Darryl Story.....	30	661	22.0	0
1985	Joe Boxley.....	19	385	20.3	0
1984	Joe Boxley.....	15	339	22.6	0
1983	Darryl Story.....	19	380	20.0	0
1982	Chip Otten.....	13	278	21.4	0
1981	Chip Otten.....	8	169	21.1	0
1980	Chip Otten.....	11	236	21.5	0
1979	Shawn Potts.....	19	325	17.1	0
1978	Dave Cassel.....	26	450	17.4	0
1977	Willie Matthews.....	20	353	17.7	0
1976	Steve Kuehl.....	17	422	24.8	0
	Jeff Groth.....	17	282	16.6	0
1975	Steve Kuehl.....	16	334	20.9	0
1974	Steve Kuehl.....	15	309	20.6	0
1973	Dave Preston.....	17	374	22.0	0
1972	Hal Thomas.....	5	155	31.0	0
1971	Tony Bell.....	13	345	26.5	0
1970	Bill Pittman.....	22	532	24.2	0
1969	Honester Davidson.....	15	353	23.5	0
1968	Honester Davidson.....	8	168	21.0	-
1967	Bob Zimpfer.....	18	384	21.3	-
1966	Joe Souliere.....	17	416	24.5	1
1965	Joe Souliere.....	7	136	19.4	-

## TACKLES

Year	Name	UT	AT	Total
2014	Gabe Martin.....	54	61	115
2013	D.J. Lynch.....	42	43	85
2012	Gabe Martin.....	40	30	70
2011	Dwayne Woods.....	57	54	111
2010	Dwayne Woods.....	50	84	134
2009	Cody Basler.....	29	56	85
2008	P.J. Mahone.....	53	42	95
2007	Erique Dozier.....	43	69	112
2006	Terrel White.....	64	37	101
2005	Terrel White.....	56	44	100
2004	Jovon Burkes.....	30	61	91
2003	Keon Newson.....	78	46	124
2002	Chris Haneline.....	52	43	95
2001	Khary Campbell.....	47	32	79
2000	Khary Campbell.....	54	41	95
1999	Chad Long.....	81	30	111
1998	Joe O'Neill.....	60	35	95
1997	Kevin O'Neill.....	73	60	133
1996	Kevin O'Neill.....	48	72	120
1995	Kevin O'Neill.....	62	72	134
1994	Vince Palko.....	55	65	120
1993	Vince Palko.....	65	76	141
1992	Artie Mangham.....	76	78	154
1991	Mike Calcagno.....	74	67	141
1990	Keith Pace.....	64	42	106
1989	Larry Lambright.....	85	47	132
1988	Kyle Kramer.....	76	67	143
1987	Kyle Kramer.....	75	64	139
1986	Paul Schweitzer.....	90	60	150
1985	Troy Dawson.....	57	96	153
1984	Troy Dawson.....	24	133	157
1983	Mark Emans.....	36	97	133
1982	Terry Gyetvai.....	76	55	131
1981	Larry Stratton.....	71	48	119
1980	Todd Gates.....	62	34	96
1979	John Fitzpatrick.....	61	49	110
1978	Mike Callesen.....	81	59	140
1977	Mike Callesen.....	71	89	160
1976	Jeff Smith.....	45	97	142
1975	Dave Brown.....	36	111	147
1974	Jim Reynolds.....	31	85	116
1973	John Villapiano.....	49	70	119
1972	John Villapiano.....	-	-	160
1971	Rich Duetemeyer.....	83	80	163
1970	Bob Simmons.....	48	93	141



# RECORD BOOK • ANNUAL LEADERS

## SCORING

Year	Name	TDs	FG	PAT	2-Pt.	Total
2014	Tyler Tate	0	23	45	0	114
2013	Tyler Tate	0	18	59	0	113
2012	Anthon Samuel	12	0	0	0	72
2011	Kamar Jorden	12	0	0	0	72
2010	Willie Geter	7	0	0	0	42
2009	Freddie Barnes	21	0	0	0	126
2008	Sinisa Vrvilo	0	9	41	0	68
2007	Sinisa Vrvilo	0	15	47	0	92
2006	Freddie Barnes	11	0	0	0	66
2005	Steve Sanders	15	0	0	0	90
2004	P.J. Pope	21	0	0	0	126
2003	Shaun Suisham	0	16	56	0	104
2002	Josh Harris	22	0	0	2	134
2001	Robert Redd	10	0	0	0	60
2000	Mike Knapp	0	10	15	0	45
1999	Jason Strasser	0	13	27	0	66
1998	Jason Strasser	0	11	31	0	64
1997	Jason Strasser	0	8	23	0	47
1996	Courtney Davis	7	0	18	0	42
1995	Derek Schorejs	0	12	24	0	60
1994	Brian Leaver	0	21	42	0	105
1993	Brian Leaver	0	10	17	0	47
1992	Brian Leaver	0	8	33	0	57
1991	Mark Szlachcic	9	0	0	2	58
1990	Todd Powell	0	9	13	0	40
1989	Jason Zeller	0	16	23	0	71
1988	Jason Zeller	0	8	17	0	41
1987	Jason Zeller	0	13	22	0	61
1986	Jeff Davis	8	0	0	0	48
1985	Bernard White	19	0	0	0	114
1984	Bernard White	15	0	0	0	90
1983	Gehad Youssef	0	16	29	0	77
1982	Gehad Youssef	0	10	25	0	55
1981	Bryant Jones	8	0	0	0	48
1980	John Spengler	0	9	20	0	47
1979	Mike Wright	10	0	0	1	62
1978	Mike Wright	10	0	0	1	62
1977	Jeff Groth	9	0	0	0	54
1976	Dave Preston	8	0	0	0	48
1975	Dave Preston	14	0	0	1	84
1974	Dave Preston	19	0	0	0	114
1973	Paul Miles	11	0	0	0	66
1972	Paul Miles	7	0	0	0	42
1971	Jerry Fields	11	0	0	0	66
1970	Julius Livas	5	0	0	0	30
1969	Bob Zimpfer	7	0	0	0	42
1968	Fred Mathews	9	0	0	0	54
1967	Eddie Jones	5	0	0	0	30
1966	Charles Radich	7	0	0	0	42
1965	Tom Luettkie	7	0	0	0	42

## ALL-PURPOSE YARDS

Year	Name	Rush	Rec.	PR	KOR	FIR	Total
2014	Ronnie Moore	129	690	0	424	0	1,243
2013	Travis Greene	1,594	155	0	0	0	1,749
2012	Anthon Samuel	998	198	0	0	0	1,196
2011	Kamar Jorden	0	1089	0	0	0	1,089
2010	Tyrone Pronty	17	502	0	729	0	1,248
2009	Freddie Barnes	78	1770	117	0	0	1,965
2008	Corey Partridge	1	562	172	10	0	745
2007	Freddie Barnes	11	962	7	15	0	995
2006	Chris Bullock	769	119	0	11	0	899
2005	Charles Sharon	26	1028	271	170	0	1495
2004	P.J. Pope	1,098	490	0	15	0	1,603
2003	Cole Magner	87	1138	10	357	0	1,592
2002	Robert Redd	8	973	209	0	0	1,190
2001	Robert Redd	2	884	385	12	0	1,279
2000	David Bautista	21	915	0	84	0	1,020
1999	Joe Alls	592	59	25	269	0	945
1998	Godfrey Lewis	753	31	0	0	0	784
1997	Leon Weathersby	193	45	0	669	0	907
1996	Courtney Davis	767	147	225	286	0	1,425
1995	Keylan Cates	866	29	0	107	0	1,002
1994	Ronnie Redd	108	831	204	379	0	1,522
1993	Zeb Jackson	952	138	0	214	0	1,304
1992	Mark Szlachcic	11	834	139	0	0	984
1991	Mark Szlachcic	4	943	163	0	0	1,110
1990	LeRoy Smith	409	247	0	0	0	656
1989	Ronald Heard	15	916	0	0	0	931
1988	Reggie Thornton	28	589	0	576	0	1,193
1987	Reggie Thornton	31	698	0	425	0	1,154
1986	Jeff Davis	782	210	0	0	0	992
1985	Bernard White	949	228	0	0	0	1,177
1984	Bernard White	1,036	400	0	0	0	1,436
1983	Darryl Story	724	239	0	380	0	1,343
1982	Chip Otten	673	223	63	278	0	1,237
1981	Bryant Jones	1,051	80	0	0	0	1,131
1980	Bryant Jones	806	80	0	0	0	886
1979	Kevin Folkes	696	84	0	0	0	780
1978	Jeff Groth	62	874	28	8	0	964
1977	Jeff Groth	145	693	61	178	0	1,077
1976	Dave Preston	989	140	0	0	0	1,129
1975	Dan Saleet	1,114	190	0	0	0	1,294
1974	Dave Preston	1,414	24	0	0	0	1,438
1973	Paul Miles	1,030	41	0	0	0	1,071
1972	Paul Miles	1,024	31	0	0	0	1,056
1971	Paul Miles	1,285	30	0	0	0	1,215
1970	Bill Pittman	142	235	178	532	0	1,009
1969	Bob Zimpfer	15	785	247	81	0	1,128
1968	Fred Mathews	797	133	14	56	0	936
1967	Bob Zimpfer	538	128	379	384	0	1,429
1966	Joe Souliere	0	0	138	416	55	609
1965	Stew Williams	616	47	0	0	0	663

(FIR - fumble and interception return yardage)





# RECORD BOOK • ALL-TIME ASSISTANT COACHES

<p>Albers, Jeff - (grad. asst.) 89  Anderson II, Kevin (GA) - 14  Azzanni, Zach (grad asst.) 01-02 (WR) 03-04-05-06  Babich, Bob - (ILB) 91  Baggett, Charlie - (DE) 78 (off. backs) 79-80  Banks, Tim - (grad. asst.) 96 (rb) 99 (DB) 00  Batson, Joey - (strength and conditioning) 90-91  Battershell, Carl - (OL) 73-74 (OT/TE) 75-76  Beckholt, Steve - (def. coord./DE/LB) 77 (def. coord./LB) 78  Beckman, Tim - (secondary) 98 (def. coord./AHC) 99-00-01-02-03-04  Bellard, Bruce - (asst. fr) 48 (fr) 49-50 (asst. coach) 51-52-53-54-56  Bettcher, James - (def. asst.) 06  Bird, Stephen - (WR/Special Teams) - 07-08  Bowers, John - (linebackers/recruiting) 01-02 (DE) 03 (safeties) 04-05  Brandon, Gregg (asst. head coach/OC) 01-02  Bridge, Jim - (grad. asst.) 93 (TE) 00  Brown, Jahmal (GA) 2011-12-13  Bush, Jack - (RB) 91-92  Butler, Charles - (asst. coach/OL) 77-78-79  Campbell, Matt - (grad. asst.) 03-04 (offensive line) 07 (offensive line/Run Game Coord.) 08  Carney, Mark - (WR) 09-10-11-12-13  Cartwright, Kit - (secondary) 79-80-81-82-83  Chismar, Ron - (frosh) 70 (off. coord.) 71-72-73  Collis, Jim - (QB) 95  Cooks, Johnny - (DE) 75  Cornell, John - (grad. asst.) 97  Cox, Bud - (line coach) 39-40 (asst. coach) 41  Coyer, Larry - (DB) 73  Creason, Forrest - (frosh) 51-52-53-54  Cunningham, Bruce - (grad. asst.) 90-91 (ILB) 92-93  Dawson, Dino - (RB) 94-95 (WR) 96-97-98-99-00  Dempsey, Rey - (off. line) 71-72  Dengler, Andy - (grad. asst.) 88-89  Denstorf, Rick - (TE/recr. coord.) 96 (DL/recr. coord.) 97 (DL) 98-99  Devine, Steve - (centers/guards) 80-81-82  DiMuzio, T.J. - (Graduate Assistant) 09-10 (Asst Dir. of Operations) 2011-12  Dowdle, Clint - (Dir. of Ops.) 09-10-11-12  Dudley, Robert - (asst. coach) 56-59-60-67-68 (off. back) 69-70  Duncan, Scott - (OL) 83-84-85  Dunham, Vernon - (asst. coach) 49-50-51  Durkin, Bill (OL) - 2010-11-12-13  Durkin, D.J. - (grad asst.) 01-02 (DE) 05 (special teams coord./LB) 06  Ebersbach, David - (Dir. Ops.) 06-07  Edwards, Marcus (GA) - 2012-13  Elko, Mike (DC/S) 09-10-11-12-13  Faragalli, Michael - (oc./QB/WR) 91 (oc./QB) 92-93-94-96-97-98-99  Ferraro, Paul - (dc /sec) 91-92-93-94-95 (ahc/dc./ILB) 96-97-98  Feyrer, Steven - (grad. asst.) 87-88  Finley, Dave - (DT/middle guards) 76  Fisher, Garry - (grad. asst.) 03  Fitch, Todd - (grad. asst.) 88 (WR/TE) 90  Freeman, Tom - (DL) 14 (Asst. OL/TE) 15  Garver, Andy - (DL) 86-87-88 (OLB/special teams) 89-90  Gaylord, Jack - (grad. asst.) 90  Gilbert, Sterlin - (Co-OC/QB) 14  Gibson, Robert - (asst. coach) 56-59-60  Gonzales, Billy - (WR) 01-02  Gregory, Bruce - (volunteer asst. coach) 86-87 (WR) 93-94-95  Gonzaga, Adam - (Secondary) - 07-08  Gunlock, William - (asst. coach) 56  Haergaves, Vernon - (LB) - 07  Haneline, Chris - (GA) 04  Harbaugh, Jack - (asst. coach) 68 (def. back) 69-70  Harrah, Alan - (grad. asst.) 90  Heacock, Jim - (DL) 78 (dc/DL) 79-80 (ahc/dc/DL) 81 (ahc/dc/DE) 82  Hevesy, John - (tackles/TE) 01-02  Hillmann, Aaron (strength) 01-02-03-04-05-06-07-08-09  Hockman, Ryan - (grad. asst.) 95  Hofher, Jim - (QB) - 08  Hoke, Jon - (secondary) 84 - 85-86  Hood, Jay - (grad. asst.) 86-87  Hourigam, Brandon (strength) 2011-12-13  Hudak, Dan - (asst. frosh) 54  Hudson, Ron - (OL) 00  Humes, Kurt - (OLB) 87-88 (def. coord./ILB) 89-90  Hunter, John - (RB/Recruiting) 06-07-08-09-10-11-12-13  Jackson, Carlos - (off. coord.) 68-69-70-71-72-73-74  Jacobs, Mike - (centers/guards) 75-76  James, Vic - (grad. asst.) 93  Jacques, Russ - (secondary) 76-77  Jenkins, Brian - (RB) 00  Jones, James - (grad. asst.) 97  Joseph, Vance - (CB) 04  Kappas, Chris (Def. GA) 2011-12  Kaufman, Tom - (ST/LB) 14 (ST/DL) 15  Kisselle, Tom - (asst. coach) 67-68 (DE/LB) 69-70-71  Knecht, Lamar - (asst. frosh) 40  Kormazis, Mike - (asst. frosh) 40  Kuhns, Russ - (grad. asst.) 05-06  Landis, Paul - (asst. coach) 26-27-28-29-30-31-32-34 (frosh) 38-39  Lea, Clark (LBs) - 2012  Leiman, Robert - (asst. frosh) 47 (graduate asst. frosh) 48  Lewis, Sean - (WR) 14 (Co-OC/QB) 15  Ligaschesky, Bob - (OLB) 91-92-93-94-95 (OLB/st) 96-97-98 (ahc/LB/st) 99  Lovett, John - (def. coord./LB/DB) 05-06  Lowe, Max - (guards/centers) 90  Lucas, Tony (graduate assistant) - 2010  Lynch, Mike - (RB) 14 (Co-OC/OL/RB) 15  Maag, Charles - (asst. line coach) 46</p>	<p>Mallory, William - (asst. coach) 59-60  Mallone, Mike - (grad. asst.) 05  Malone, Terry - (TE/asst. OL) 86 (TE/OT) 87-88 (OL) 89 (OT/TE) 90-91-92-93 (OT/TE/recr. coord.) 94 (off. coord./OT/TE) 95  Mangili, Mike - (ILB) 86 (secondary) 87-88-89-90  Marsh, Fred - (frosh) 40-41-46-47-48  Marshall, Vincent (GA) - 14-15  Martz, Tim - (grad. asst.) 08-09  Maskill, Bill - (secondary) 74  Mattox, Matt - (Co-OC/OL) 14  McCall, Mick - (QB) 03-04-05-06 (Offensive Coordinator) -07  McCloud, Kim - (DC) 14 (Asst. HC/WR) 15  McConnell, Tim - (WR) 81-82 (def. coord.) 83 (def. coord./LB) 84-85  McDaniel, Larry (DL) - 2011-12-13  McDonell, John (OL) 09  Melvin, Deion - (LB) 07-08  Merb, Roger - (off. coord.) 74-75  Mickens, Mike - (CB) 14-15  Miller, Jesse - (grad. asst.) 99-00  Miller, Mark - (WR) 83-84-85 (WR/QB) 86 (OC/QB/WR) 87-88 (WR/TE) 89  Miller, William - (grad. asst.) 90-91  Monroe, Nick (DB) - 2010-11-12-13-14-15  Morrison, Shannon - (DC/Secondary) 09  Morton, Jason - (Off. Asst) - 07  Moses, Wayne - (off. back) 81-82-83  Muelllich, George - (asst. coach) 41-45 (line) 46-47 (asst. coach) 48-49-50-51-52-53-54  Mulbah, Asil - (Graduate Assistant) - 2009-11; 13  Mullen, Dan - (QB) 01-02  Murray, Mark - (OL) 96 (OT/TE) 97-98-99  Nehlen, Don - (asst. coach) 67  Neviaser, Rob - (LB) 13  Nimtz, Jim - (grad. asst.) 89  Oddo, Rocco - (grad. asst.) 92  Oliver, Reggie - (RB) 84-85-86-87-88 (OC/QB) 89 (off. coord./RB) 90  Olson, Ben (GA) - 14-15  Pace, Ian (Off. Asst) 2009-10-11-12  Passinault, Tom - (grad. asst.) 90-91  Phillips, Doug - (DL) - 07 (DL/Recruiting) 08-09  Pinkel, Gary - (TE/WR) 77-78  Pusateri, Tony - (DL/K/special teams coord.) 91-92-93-94-95  Quarless, Jan - (DL) 83 (DE) 84 (OL) 85  Rasmussen, Mike - (off. coord./RB) 77-78-79 (off. coord./WR) 80  Reicosky, Tom - (asst. coach) 67 (frosh) 68-69  Reublin, Bob - (asst. head coach/OL) 86-87-88 (ahc/DL) 89-90  Riesen, Pete - (backs) 76 (asst. OL) 77 (DL) 82 (def. aid) 83 (DL) 84  Rock, Brian - (grad. asst.) 86  Rothenbuhler, Troy - (TE/Recruiting) 03 04-05-06- (assistant head coach) -07-08  Ruehl, Jim - (frosh) 56 (asst. coach) 59-60-67-68 (dc) 69-70-71  Ruggiero, Warren - (OC/QBs) 09-10-11-12-13  Russo, Mario - (DE/DT) 72 (def. coord.) 73-74-75  Salon, Adam (grad asst) - 07 (Football ops) - 08  Scheier, Adam (STs/TEs) 09-10-11-12-13  Schembechler, Bo - (freshman coach) 55  Schlosser, Merle - (asst. coach) 54  Schmidt, Ed - (DL) 85  Seamonson, Alan - (ST/LB) 00  Seeliger, Scott - (DE) 79 (OT/TE) 80-81-82 (off. coord.) 83-84 (asst. head coach/guards/centers) 91-92-93-94-95  Shay, Derek (GA) - 14  Sherman, Brian - (grad. asst.) 96 (guards/centers) 97-98-99  Simmons, Bob - (WR) 76  Slutak, Dennis - (Dir. of Ops) 13  Smerz, Jim - (grad. asst.) 87  Smith, Mark - (part time asst.) 84 (DL) 85  Solomon, Gerry - (LB) 79-80-81-82  Sowder, Andrew - (Dir. of Player Per.) 14 (Out. WR) 15  Spagnuolo, Steve - (secondary) 96-97  Spencer, Sean - (STs/DTs) 09-10  Springer, Dennis - (RB) 03-04-05 (DB) 06  Stadler, Alex - (GA) 13  Strahm, Dale - (frosh) 71 (LB) 72-73-74-75 (LB/def. coord.) 76  Strand, Andy - (grad. asst.) 98-99  Studrawa, Greg (G/C) 01-02 (OC) 03-04-05-06  Telander, Steve - (ILB) 94-95 (DL) 96  Thigpen, Tommy (CB) 01-02  Thompson, Doug - (grad. asst.) 54  Thompson, Larry - (DE) 76  Tranquill, Gary - (DB) 71 (def. coord./DB) 72  Uzelac, Elliot - (asst. coach) 68 (off. coord.) 69-70  Vanderlinden, Ron - (TE) 79  Walendzak, Dean - (grad. asst.) 92-93  Walton, Tim - (RB) 96-97-98 (secondary) 99  Brian Ward - (DC/LB) 2015  Ward, Mike - (strength) 92-93-94-95-96-97-98-99 (DL) 00-01-02-03-04-05-06 (Defensive Coordinator) - 07-08  Watson, Stan (grad ast) 08, (OLB) 09-10-11  Whittaker, James - (asst. backfield coach) 46 (asst. frosh) 47 (student asst. coach) 48 (asst. coach) 49-50  Wilks, Steven - (DB) 03  Wilson, Brad (grad asst) - 07  Wittke, Roy (Dir. of Ops.) 14 (Rec. Coord.) 15  Wood, John - (grad. asst.) 00  Wolfe, Bob - (OL) 86 (DE/ILB) 87-88 (RB) 89  Young, James - (frosh) 59  Young, Richard - (asst. coach) 59 (frosh) 60-67</p>
--	--



# RECORD BOOK • HONORS

## Academic All-Americans

1969.....	Lawrence Kelly, DB (Third Team)
1974.....	John Boles, WR (Second Team)
1975.....	John Boles, WR (First Team)
1975.....	Joe Russell, LB (Second Team)
1976.....	Dave Preston, TB (Second Team)
1986.....	Mike Otten, FB (Second Team)
1988.....	Pat Jackson, LB (Second Team)
1989.....	Pat Jackson, LB (First Team)
1990.....	Pat Jackson, TE (First Team)
1992.....	Bob Dudley, DL (Second Team)
1993.....	Bob Dudley, DL (Second Team)
2003.....	Craig Jarrett, TE (Second Team)
2005.....	Mike Thaler, DL (Second Team)
2014.....	Tyler Tate, K (First Team)

## NCAA Post Grad Scholarship

1976.....	Dave Preston, TB
1977.....	Mark Miller, QB
1990.....	Pat Jackson, TE

## National Football Foundation Post Graduate Scholarship

1977.....	Mark Wichman, OL
-----------	------------------

## Academic All-MAC

(first team selections)

1965.....	Heath Wingate, C
1966.....	Frank Harpold, T
1966.....	Heath Wingate, C
1967.....	Jim Perry, HB
1967.....	Ernest George, T
1968.....	Jim Perry, HB
1968.....	Al Silva, G
1969.....	Lawrence Kelly, DB
1970.....	Lawrence Kelly, DB
1971.....	Don Plusquellic, QB
1971.....	Don Plusquellic, QB
1972.....	Garry Schaefer, DB
1972.....	Dave McMichael, C
1973.....	Hal Watz, QB
1973.....	Joe Russell, LB
1973.....	Hal Watz, QB
1974.....	Dave McMichael, T
1974.....	John Boles, WR
1975.....	Joe Russell, LB
1975.....	John Boles, WR
1976.....	Dave Preston, TB
1976.....	Dave Preston, TB
1977.....	Dave Dudley, WR
1977.....	Greg Kampe, DB
1977.....	Greg Kampe, DB
1978.....	Dave Dudley, WR
1978.....	Mark Miller, QB
1978.....	Mark Wichman, OT
1979.....	Mike Wright, QB
1979.....	Mike Callesen, LB
1980.....	Mike Callesen, LB
1980.....	Jac Tomasello, DB
1980.....	Chip Otten, TB
1981.....	Dan Shetler, WR
1981.....	Dave Hagaman, OT
1982.....	Dayne Palsgrove, QB
1982.....	Larry Stratton, DE
1982.....	Chip Otten, TB
1983.....	Dave Hagaman, OT
1983.....	Larry Stratton, DE
1983.....	Joe Prchlik, DL
1983.....	Joe Kastl, OL
1984.....	Larry Stratton, DL
1984.....	Joe Prchlik, DL
1985.....	Rick Neiman, QB
1986.....	Eric Smith, QB
1986.....	Mike Otten, FB
1987.....	Kyle Kramer, DB
1987.....	Mike Otten, FB
1988.....	Eric Smith, QB
1988.....	Pat Jackson, LB
1989.....	Kyle Kramer, DB
1989.....	Eric Smith, QB
1989.....	Pat Jackson, LB
1990.....	Brett Landman, TE
1990.....	Pat Jackson, TE
1990.....	Brett Landman, TE
1991.....	Todd Powell, PK
1991.....	Brett Landman, TE
1991.....	Chris Henwood, OL
1991.....	Todd Powell, PK
1992.....	Bob Dudley, DL
1992.....	Joe Bair, DB

1992.....	Matt Foley, OL
1992.....	Chris Henwood, OL
1992.....	Bob Dudley, DL
1993.....	Joe Bair, DB
1993.....	Bob Dudley, DL
1993.....	Vince Palko, LB
1993.....	Matt Foley, OL
1993.....	Cal Bowers, OL
1993.....	Steve Rodriguez, DB
1994.....	Lee Boyer, LB
1994.....	Cal Bowers, OL
1994.....	Brian Leaver, PK
1994.....	Jason Peters, OL
1994.....	Dave Bruhowski, DL
1994.....	Vince Palko, LB
1995.....	Cal Bowers, OL
1995.....	Dave Bruhowski, DL
1996.....	Dave Bruhowski, DL
1996.....	Kevin O'Neill, LB
1997.....	Kevin O'Neill, LB
2002.....	Chris Haneline, LB
2003.....	Craig Jarrett, TE
2005.....	Jonathan Culp, OL
2005.....	Terrill Mayberry, DB
2005.....	Mike Thaler, DL
2006.....	Kory Lichtensteiger, OL
2007.....	Kory Lichtensteiger, OL
2007.....	Kevin Huelmsan, OL
2008.....	Drew Nystrom, OL
2008.....	Cody Basler, LB
2008.....	Craig Rutherford, LS
2009.....	Jimmy Scheidler, TE
2009.....	Cody Basler, LB
2009.....	Jimmy Scheidler, TE
2009.....	Craig Rutherford, LS
2013.....	Chief Kekuewa, C
2013.....	Tyler Beck, TE
2013.....	Tyler Tate, K
2014.....	Chris Pohlman, FB
2014.....	Ronnie Goble, DL
2014.....	Zac Bartman, LB
2014.....	Joseph Davidson, P
2014.....	Logan Dietz, OL
2014.....	Ryan Hunter, OL
2014.....	Nate Locke, LB
2014.....	Gabe Martin, LB
2014.....	Monti Phillips, LB
2014.....	Christian Piazza, OL
2014.....	Chris Pohlman, TE
2014.....	Clay Rolf, TE
2014.....	Paul Senn, LB
2014.....	Ben Steward, OL
2014.....	Tyler Tate, K

## MAC Distinguished Scholar Athlete

2014.....	Zac Bartman, LB
2014.....	Joseph Davidson, P
2014.....	Nate Locke, LB
2014.....	Gabe Martin, LB
2014.....	Chris Pohlman, TE
2014.....	Ben Steward, OL
2014.....	Tyler Tate, K

## College All-Stars

1960.....	Bernie Casey, TB
1962.....	Bob Reynolds, OT
1971.....	Phil Villapiano, DE
1972.....	Tony Bell, DB

## All-American Bowl

1959.....	Bob Zimpfer, T
1960.....	Jerry Colaner, G
1962.....	Bob Reynolds, T

## North-South

1959.....	Bob Zimpfer, T
-----------	----------------

## Senior Bowl

1961.....	Jerry Croft, T
1966.....	Mike Weger, DB
1971.....	Phil Villapiano, DE
2003.....	Josh Harris, QB
2007.....	Kory Lichtensteiger, OL

## East-West Shrine Classic

1960.....	Bernie Casey, TB
1973.....	Tony Bell, DB
1975.....	Steve Studer, C
1978.....	Jeff Groth, WR
1985.....	Brian McClure, QB
1999.....	Jason Strasser, PK
2001.....	Brandon Hicks, NG

2002.....	Dennis Wendel, OL
2004.....	Scott Mruczkowski, C
2009.....	Freddie Barnes, WR

## Rotary Gridiron Classic

2001.....	Brandon Hicks, NG
-----------	-------------------

## Blue-Gray Classic

1955.....	Jack Hecker, E
1956.....	Jack Giroux, FB
1961.....	Jerry Croft, T
1966.....	Mike Weger, DB
1970.....	Phil Villapiano, DE
1983.....	Martin Bayless, DB
1983.....	(Defensive Player of the Game)
1986.....	Gerald Bayless, TE
1992.....	Mark Szlachcic, WR
1994.....	Brian Leaver, PK

## Canadian-American Bowl

1977.....	Mark Miller, QB
1978.....	Dirk Abernathy, DB

## Hula Bowl

2005.....	P.J. Pope, RB
-----------	---------------

## All-Ohio Shrine Classic

1972.....	John Czerwinski, T
1973.....	Earl Hargrove, MG
1973.....	John Jacquot, DT
1973.....	Phil Polak, FB
1974.....	Tom Hall, LB
1974.....	Joe Russell, LB
1975.....	Nick Obrovac, OT
1975.....	Gene Jones, OT
1976.....	Kevin Clayton, LB
1976.....	Art Thompson, DB
1976.....	John Obrock, OT
1976.....	Tommy Steele, OG
1976.....	Steve Kuehl, TB
1976.....	Dave Brown, MG

## Las Vegas All-Star Classic

2005.....	Charles Sharon, WR
2005.....	Steve Sanders, WR

## Rimington Finalist

2007.....	Kory Lichtensteiger, OL
-----------	-------------------------

## National Player of the Week

2001.....	Josh Harris, QB
2001.....	(vs. Northwestern)
2003.....	Josh Harris, QB
2003.....	(vs. Purdue)

## Fred Biletnikoff Award Finalist

2009.....	Freddie Barnes
-----------	----------------

## SI Lineman of the Week

1973.....	John Villapiano, LB
1973.....	(vs. Syracuse)

## FWAAA Defensive Player of the Week

2003.....	Janssen Patton vs. N. Illinois
-----------	--------------------------------

## SI Defensive Player of the Week

1992.....	Carlos Brooks, CB (vs. Kent)
-----------	------------------------------

## UPI Back of the Week

1972.....	Paul Miles, TB (vs. Kent)
-----------	---------------------------

## Sporting News Defensive Player of the Week

1992.....	Joe Bair, S (vs. Ohio State)
-----------	------------------------------

## College Football Performance Award WR of the Week

2009.....	Freddie Barnes vs. Kent State
2009.....	Freddie Barnes vs. Ball State
2009.....	Freddie Barnes vs. Akron

## ABC/CBS Chevrolet Player of the Game

1972.....	Phil Polak, FB vs. Miami
1972.....	John Villapiano, LB vs. Miami
1977.....	Mark Miller, QB vs. C. Michigan
1980.....	Todd Gates, DT vs. C. Michigan
1982.....	Chip Otten, TB vs. Miami
1992.....	Artie Mangham, LB vs. Ohio State
2004.....	Omar Jacobs, QB vs. Oklahoma

## California Bowl Player of the Game

1982.....	Chip Otten, TB vs. Fresno State
1982.....	Jac Tomasello, DB vs. Fresno State

1985.....	Greg Meehan, WR vs. Fresno State
1991.....	Mark Szlachcic, WR vs. Fresno State

## MAC Championship Game MVP

2013.....	Matt Johnson, QB vs. N. Illinois
-----------	----------------------------------

## Motor City Bowl MVP

2003.....	Josh Harris, QB vs. Northwestern
-----------	----------------------------------

## GMAC Bowl MVP

2004.....	Omar Jacobs, QB vs. Memphis
-----------	-----------------------------

## GMAC Offensive MVP

2004.....	Steve Sanders, WR vs. Memphis
-----------	-------------------------------

## GMAC Defensive MVP

2004.....	Mitchell Crossley, DE vs. Memphis
-----------	-----------------------------------

## GMAC Special Teams MVP

2004.....	Shaun Suisham, K vs. Memphis
2007.....	Roger Williams, KR vs. Tulsa

## Humanitarian Bowl MVP

2009.....	Freddie Barnes vs. Idaho
-----------	--------------------------

## Camellia Bowl Bart Starr MVP

2014.....	James Knapke vs. South Alabama
-----------	--------------------------------

## Columbus TD Club Baugh Award

1985.....	Brian McClure, QB
-----------	-------------------

## Vern Smith Award

(MAC Most Valuable Player)

1984.....	Brian McClure, QB
1985.....	Brian McClure, QB
1991.....	Erik White, QB
1992.....	Erik White, QB

## MAC Offensive Player of the Year

1983.....	Brian McClure, QB
1984.....	Brian McClure, QB
1985.....	Brian McClure, QB
1991.....	Erik White, QB
1992.....	Erik White, QB
2004.....	Omar Jacobs, QB

## MAC Defensive Player of the Year

1970.....	Phil Villapiano, DE
1993.....	Vince Palko, LB
1994.....	Vince Palko, LB
2012.....	Chris Jones, DT

## MAC Lineman of the Year

1969.....	Joe Green, NG
-----------	---------------

## MAC Freshman of the Year

1982.....	Brian McClure
1998.....	Kurt Gerling
2011.....	Anthon Samuel

## MAC Coach of the Year

1982.....	Denny Stolz
1985.....	Denny Stolz
1991.....	Gary Blackney
1992.....	Gary Blackney
2001.....	Urban Meyer

## MAC Hall of Fame

1988.....	Doyt Perry
1992.....	Phil Villapiano
1994.....	Don Nehlen

## Ohio Collegiate Coach of the Year

1956.....	Doyt Perry
1959.....	Doyt Perry
1985.....	Denny Stolz
1992.....	Gary Blackney

## Highest National Rankings

1985.....	19th, ESPN
.....	20th, AP
.....	22nd, CNN/USA Today
2002.....	16th, ESPN/USA Today
.....	20th, AP
2003.....	15th, AP
.....	20th, ESPN/USA Today
.....	16th, BCS
2004.....	25th, AP
.....	24th ESPN/USA Today





# RECORD BOOK • HONORS

## ALL-NW OHIO CONFERENCE

**1922**

F.G. Skibbie.....	LE
Ralph Castner.....	LG
Robert Younkin.....	C
Solon Hesrick.....	QB
Ernest Etoll.....	LT (2nd)
Earl Leiter.....	RG (2nd)
Carl Bachman.....	RE (2nd)
Bert Ryder.....	RH (2nd)
Caryle Kennedy.....	G (HM)
Orville Raberding.....	HB (HM)
Homer Moscoe.....	HB (HM)
Al McMann.....	FB (HM)

**1926**

Herb Fish.....	LT
Ora Knecht.....	RG
Macs Leitman.....	HB
Hayden Olds.....	FB
Harry Gwynn.....	C (2nd)
Harry Crawford.....	RE (2nd)
Byron Saneholtz.....	QB (2nd)

**1927**

Herb Fish.....	LT
Ora Knecht.....	LG
Forrest Warner.....	RG
Forrest Helvoight.....	RT (2nd)
Macs Leitman.....	HB (2nd)
Fred Carroll.....	FB (2nd)

**1928**

Howard Filiere.....	LE
Herb Fish.....	LT
Chet Chapman.....	LG
Benny Pencheff.....	HB
Fred Carroll.....	FB
Harry Gwynn.....	C (2nd)
Forrest Helvoight.....	RT (2nd)
Macs Leitman.....	HB (2nd)

**1929**

Chet Chapman.....	RE
Cliff Stevenson.....	C
Howard Goldner.....	LT
Harold Treece.....	HB
George Evans.....	RT (2nd)
Willard Ault.....	LG (2nd)
Doyt Perry.....	QB (2nd)

**1930**

Chet Chapman.....	LT
Cliff Stevenson.....	C
Fred Marsh.....	RG
Doyt Perry.....	QB
Harry Traub.....	LG (2nd)
Kenneth Gill.....	FB (2nd)

**1931**

Doyt Perry.....	QB
Cliff Stevenson.....	C
Harry Traub.....	RT
Fred Marsh.....	LG (2nd)
Don Stevenson.....	RE (2nd)
John Orwick.....	HB (2nd)

## ALL-OHIO CONFERENCE

Legend  
INS-International News Service  
AP-Associated Press  
UPI-United Press International  
1-first team; 2-second team  
3-third team; HM-honorable mention

**1933**

Carl Stephens.....	T (INS-1)
Ford Murray.....	QB (INS-HM)

**1934**

James Inman.....	FB (INS-1)
John Ihnat.....	T (INS-HM)
Robert Lewis.....	HB (INS-HM)

**1938**

Edmund Siminski.....	T (INS-3)
Lamar Knecht.....	G (INS-3)

**1939**

Edmund Siminski.....	T (INS-1)
Lamar Knecht.....	G (INS-1)
Steve Brudzinski.....	HB (INS-1)
Robert Barnett.....	G (INS-HM)
George Madaras.....	E (INS-HM)
Ed Wellner.....	HB (INS-HM)
Charles Catanese.....	FB (INS-HM)

**1940**

Steve Brudzinski.....	QB (INS,AP-1)
Robert Barnett.....	G (INS,AP-2)
Charles Catanese.....	C (INS-2, AP-HM)
Emil Ihnat.....	T (INS-HM)
Edward Wellner.....	HB (INS-HM)

**1941**

Stanley Yoder.....	HB (INS,AP,UPI-1)
Emil Ihnat.....	T (AP,UPI-1,INS-3)
Edward Wellner.....	HB (UPI,INS-2, AP-3)
Wayne Bordner.....	E (INS,AP,UPI-3)
Dewey Johnson.....	HB (AP,UPI,INS-HM)

## ALL-OHIO

(all Ohio schools except Ohio State)  
INS-International News Service  
AP-Associated Press  
UPI-United Press International  
1-first team; 2-second team  
3-third team; HM-honorable mention

**1928**

Chester Chapman.....	G (INS-1)
----------------------	-----------

**1929**

Chester Chapman.....	E (INS-3)
----------------------	-----------

**1930**

Chester Chapman.....	T (INS-2)
----------------------	-----------

**1931**

Harry Traub.....	T (INS-2)
Cliff Stevenson.....	C (INS-HM)
Doyt Perry.....	QB (INS-HM)

**1933**

Carl Stephens.....	T (INS-1)
Ford Murray.....	QB (INS-3)

**1934**

James Inman.....	FB (INS-HM)
------------------	-------------

**1939**

Edmund Siminski.....	T (AP,INS,UPI-1)
Lamar Knecht.....	G (AP-1, INS,UP-2)
Steve Brudzinski.....	HB (AP,UPI-2, INS-HM)
Robert Barnett.....	G (INS,AP-HM)
Charles Catanese.....	FB (INS,AP-HM)
Carlton Riddle.....	C (AP-HM)
Adolph Madaras.....	E (AP-HM)
Edward Wellner.....	HB (AP-HM)

**1940**

Steve Brudzinski.....	HB (INS-1)
Robert Barnett.....	G (INS,UPI-2)

**1941**

Stanley Yoder.....	HB (AP,UPI-1, INS-2)
--------------------	----------------------

**1942**

Wayne Bordner.....	E (UPI-2)
--------------------	-----------

**1943**

Arthur Mergenthal.....	T (INS,UPI-1)
Don Mohr.....	E (UPI-1, INS-2)
Al DiMarco.....	QB (INS-1, UPI-2)
Wayne Bordner.....	E (INS-1, UPI-2)
Donald Harris.....	G (INS-2)

**1944**

Don Mohr.....	E (UP-1)
Brenton Kirk.....	T (UP-2)

**1945**

James Knierim.....	E (UP-2)
Patrick Mulvihill.....	HB (UP-2)

**1946**

Max Minnich.....	HB (AP-2)
Wayne Bordner.....	E (AP-HM)

**1947**

Lester Rideout.....	T (AP,INS-1)
Jack Woodland.....	FB (AP-2, INS-3)
Wayne Bloker.....	C (INS-3, AP-HM)
Vern Dunham.....	E (INS-2)
Bruce Bellard.....	G (AP-HM)

**1948**

Max Minnich.....	HB (INS-1,AP-3)
Vern Dunham.....	E (AP-1, INS-2)
Jack Woodland.....	HB (AP,INS-HM)
Robert Schnelker.....	E (AP-2)

**1949**

Robert Schnelker.....	E (INS-1, AP-2)
Jack Woodland.....	HB (INS-1, AP-2)
Willis Secor.....	C (INS-3)
Don Frail.....	E (INS-HM)
Ed Kuntz.....	T (INS-HM)
Fred Snell.....	G (INS-HM)
Leroy Silvani.....	G (INS,AP-HM)
Rodney Lash.....	HB (INS-HM)

**1951**

Fred Durig.....	FB (AP,INS-1)
Ollie Glass.....	C (AP-3)
Lloyd Parkson.....	T (AP-HM)

**1952**

James Ladd.....	E (INS,AP-1)
Fred Durig.....	FB (INS,AP-1)

**1953**

James Ladd.....	E (INS,AP,UPI-1)
Bill Bradshaw.....	QB (UPI-HM)
Lester Green.....	G (UPI-HM)

**1954**

Jack Hecker.....	E (INS,AP-HM)
Bill Bradshaw.....	HB (INS,AP-HM)

**1955**

Jack Hecker.....	E (AP,INS,UPI-1)
Kenneth Russell.....	T (INS,UPI-2)
John Murnen.....	G (AP,INS,UPI-HM)
James Bryan.....	QB (AP,INS,UPI-HM)
Carlos Jackson.....	HB (INS,UPI-2, AP-HM)
Tom Kisselle.....	E (UPI-HM)
Fred Koch.....	T (UPI-HM)
Harold Peek.....	C (UPI-HM)
Vic DeOrio.....	HB (UPI-HM)

**1956**

Kenneth Russell.....	T (INS,UPI-1)
John Murnen.....	G (INS,UPI-1)
Vic DeOrio.....	HB (INS,UPI-1)
Harold Peek.....	C (INS-1, UPI-2)
Jack Giroux.....	FB (INS-1, UPI-2)
Ed Janeway.....	E (INS-2, UPI-HM)
Karl Koefper.....	T (UPI-HM)
Don Nehlen.....	QB (UPI-HM)

**1957**

Larry Baker.....	T (INS-1)
Tim Murnen.....	G (INS,UPI-1)
Don Nehlen.....	QB (INS,UPI-1)
Vic DeOrio.....	HB (INS-2)
Ed Janeway.....	E (INS,UPI-3)
Karl Koefper.....	T (UPI-1, INS-2)

**1958**

Tom Colaner.....	E (UPI-1)
Bob Zimpfer.....	T (UPI-1)
Ray Reese.....	G (UPI-1)
Bob Colburn.....	QB (UPI-1)
Jerry Roberts.....	E (UPI-HM)
Larry Baker.....	T (UPI-HM)
Chuck Ramsey.....	G (UPI-HM)
Bob Ramlow.....	HB (UPI-HM)

**1959**

Bob Zimpfer.....	T (UPI-1)
Bob Colburn.....	QB (UPI-1)
Chuck Ramsey.....	G (UPI-2)
Bernie Casey.....	HB (UPI-2)
Bob Bird.....	T (UPI-HM)
Jerry Dianiska.....	FB (UPI-HM)

**1960**

Jerry Colaner.....	G (UPI-1)
Don Lisbon.....	HB (UPI-2)
Ralph White.....	T (UPI-3)
Larry Smith.....	E (UPI-HM)
Bob Bird.....	T (UPI-HM)
Ron Williams.....	C (UPI-HM)
Bernie Casey.....	HB (UPI-HM)



# RECORD BOOK • HONORS

## BGSU MVP

1927.....	Forrest Warner, G
1928.....	Chet Chapman, G
1929.....	Harold Treece, HB
1930.....	Chet Chapman, T
1931.....	Clifford Stevenson, C
1932.....	Ford Murray, QB
1933.....	Carl Stephens, T
1934.....	Richard Wallace
1935-38.....	None selected
1939.....	Ed Siminski, T
1940.....	Steve Brudzinski, HB
1941.....	Stanley Yoder, HB
1942.....	Wayne Bordner, E
1943.....	Art Mergenthaler, V-12, T
1944.....	Al DiMarco, V-12, QB
1945.....	Patrick Mulvihill, V-12, HB
1946.....	Wayne Bordner, E
1947.....	Jack Woodland, FB
1948.....	Max Minnich, HB
1949.....	Jack Woodland, FB
1950.....	Richard Pont, HB
1951.....	Fred Durig, FB
1952.....	Fred Durig, FB
1953.....	Bill Bradshaw, QB
1954.....	Bill Bradshaw, QB
1955.....	Carlos Jackson, HB
1956.....	Jack Gironx, HB
1957.....	Tim Murnen, LB
1958.....	Harold Furcron, HB
1959.....	Bob Colburn, QB
1960.....	Jerry Colaner, G
1961.....	Don Lisbon, FB
1962.....	Don Lisbon, HB
1963.....	Gary Sherman, G
1964.....	Jim Wisser, FB
1965.....	Jay Cunningham, HB
1966.....	Mike Weger, DB
1967.....	Mike Weger, DB
1968.....	Dennis Zolciak, LB
1969.....	Joe Green, MG
1970.....	Phil Villapiano, DE
1971.....	Paul Miles, TB
1972.....	Fred Sturt, G
1973.....	Phil Polak, FB
1974.....	Paul Miles, TB
1975.....	Dave Preston, TB
1976.....	Dan Saleet, FB
1977.....	Mark Miller, QB
1978.....	Mark Miller, QB
1979.....	Jeff Groth, WR
1980.....	Mike Wright, QB
1981.....	Todd Gates, DT
1982.....	Craig Valentine, NT
1983.....	Andre Young, DT
1984.....	Martin Bayless, DB
1985.....	Brian McClure, QB
1986.....	Brian McClure, QB
1987.....	Paul Schweitzer, LB
1988.....	John Hunter, LB
1989.....	Kyle Kramer, DB
1990.....	Ronald Heard, WR
1991.....	Keith Pace, LB
1992.....	Erik White, QB
1993.....	Erik White, QB
1994.....	Vince Palko, LB
1995.....	Ryan Henry, QB
1996.....	Chad Bukey, OL
1997.....	Courtney Davis, TB
1998.....	Kevin O'Neill, LB
1999.....	Junior Williams, DB
2000.....	Kurt Gerling, WR (Off.)
2001.....	Joe O'Neill, LB & Brandon Hicks, NG (Def.)
2002.....	David Bautista, WR (Off.) & Brandon Hicks, NG (Def.)
2003.....	Brandon Hicks, NG
2004.....	Josh Harris, QB
2005.....	Josh Harris, QB
2006.....	Omar Jacobs, QB
2007.....	Charles Sharon, WR
2008.....	Devon Parks DL, Kory Lichtensteiger OL
2009.....	Kory Lichtensteiger OL
2010.....	Diyral Briggs, DL
2011.....	Tyler Sheehan, QB, Freddie Barnes, WR

## Coaches' Award

The Coaches' Award honors the player who represents a truly outstanding attitude toward Falcon Football.

1979.....	Doug Wiener
1980.....	Alvin Howard

1981.....	Rick Iverson
1982.....	Rick Deutsch
1983.....	Dayne Palsgrove
1984.....	Dean Hall
1985.....	Dan Schriener
1986.....	Chris Neal
1987.....	Greg Studrawa
1988.....	David Hayes
1989.....	Steve Spray
1990.....	Dal McDonald
1991.....	Mike Calcagno
1992.....	LeRoy Smith
1993.....	Matt Foley
1994.....	Lee Boyer
1995.....	Charlie Williams
1996.....	Darius Card
1997.....	Trevor Stover
1998.....	Brian Manns
1999.....	Junior Williams
2000.....	Chioke Bradley
2001.....	Adam Lige
2002.....	Kevin Steinke
2003.....	Eric Curl
2004.....	Chad Long
2005.....	Andy Sahn
2006.....	Vardan Mkhitarian
2007.....	Cornelius McGrady, Todd DiBacco
2008.....	John Nicholson, Derrick Lett
2009.....	John Lanning
2010.....	Pete Winovich
2011.....	John Haneline
2012.....	Brady Minturn

## Doyt L. Perry Award

The Doyt L. Perry Award honors a distinguished contributor to Falcon football.

1979.....	Ted Wolfram
1980.....	Glenn Sharp
1981.....	Don Contris
1982.....	Dave Seiter, DE
1983.....	Ken Schoeni
1984.....	Sandie Middleton
1985.....	Kermit Stroh
1986.....	Jon Treece
1987.....	Earl Rupright
1988.....	Tom Noe
1989.....	Mona Contris
1990.....	Jean Panning
1991.....	Ken Kavanagh
1992.....	Jack Gregory
1993.....	Jim Brennan
1994.....	John Laskey
1995.....	Dr. Paul Olscamp
1996.....	Ray & Teresa Frick
1997.....	Tim Dunn
1998.....	Rod Noble
1999.....	Kerm Rudolph
2000.....	Eric Brickman
2001.....	Ed Reiter
2002.....	J.D. Pugh
2003.....	Jerry Batt
2004.....	Mark Brecklin
2005.....	J. Robert Sebo
2006.....	Dr. Rick Barker
2007.....	Lois Brecklen
2008.....	Van & Tracy Wright
2009.....	Joe Sharp

## Glenn Sharp Award

The Glenn Sharp Award honors a former Falcon athlete who, since graduation, has achieved success in his chosen profession, given back to the program, and overall has demonstrated the strong qualities of service, commitment, and loyalty that continuously enhances the reputation of the BGSU football family.

1995.....	Dean Hull
1996.....	Tom Vogtsberger
1997.....	Ed Ferkany
1998.....	Ron Zwierlein
1999.....	Chet Boyer
2000.....	Jerry Batt
2001.....	Dave Preston
2002.....	Ryan Wingrove
2003.....	Bill Bradshaw
2004.....	T.J. Carswell, James Hawkins
2005.....	Ed Phillips
2006.....	Cal Bowers
2007.....	Vince Palko
2008.....	John Hunter
2009.....	John Hunter

## Carlos Jackson

### Memorial Award

The Carlos Jackson Memorial Award honors the player who makes the biggest contribution to the team in the areas of leadership, inspiration and extra effort. The late Carlos Jackson was a football letterman in 1955 and 1956 and assistant football coach from 1968 to 1973.

1974.....	Dave Kulik
1975.....	Mark Conklin
1976.....	Bill Eysen
1977.....	None
1978.....	Dirk Abernathy
1979.....	John Fitzpatrick
1980.....	John Park
1981.....	Carl Rosser
1982.....	Terry Gyetvai
1983.....	Lamont Wagner
1984.....	Mark Dowdell
1985.....	Troy Dawson
1986.....	Dean Bryson
1987.....	Joe Foley
1988.....	Greg Johnson
1989.....	Shawn Daniels
1990.....	Shawn Zimmerman
1991.....	Brian Sherman
1992.....	Brian Sherman
1993.....	Dave Bielinski
1994.....	Clint Frazier
1995.....	Vince Palko
1996.....	Jason Woullard
1997.....	Courtney Davis
1998.....	John Kuck
1999.....	Tony Holcomb
2000.....	Brent Martin
2001.....	D.J. Durkin
2002.....	Garry Fisher
2003.....	Jon Mazur
2004.....	Mike Malone/Will Teague
2005.....	Andrew Hart
2006.....	Terrill Mayberry
2007.....	Brad Williams
2008.....	Loren Hargrove
2009.....	Jeff Fink
2010.....	Tyler Sheehan

## President's Award

The President's Award honors the player who combines athletic and academic achievement.

1979.....	Mike Callesen
1980.....	Dan Shetler
1981.....	Doug Carr
1982.....	Dave Hagaman
1983.....	Joe Kastl
1984.....	Joe Prchlik
1985.....	Rick Nieman
1986.....	Mike Otten
1987.....	Mike Otten
1988.....	Pat Jackson
1989.....	Pat Jackson
1990.....	Tom Shehab
1991.....	Brett Landman
1992.....	Jeff Rottinghaus
1993.....	Bob Dudley
1994.....	Jason Peters
1995.....	Cal Bowers
1996.....	Dave Bruhowzki
1997.....	Kevin O'Neill
1998.....	Dana Johnson
1999.....	Jason Strasser
2000.....	Rob Fehrman
2001.....	Chris Haneline
2002.....	Chris Haneline
2003.....	Craig Jarrett
2004.....	Andy Grubb
2005.....	Jonathan Culp
2006.....	Jon Jakubowski
2007.....	Kevin Huelsman
2008.....	Marques Parks
2009.....	Jimmy Scheidler

## Ken Schoeni Award

The Ken Schoeni Award is awarded to the player who best demonstrates the attributes of mental toughness, commitment, perseverance and a burning desire to succeed.

1996.....	Bob Niemet
1997.....	Joe O'Neill
1998.....	Tony Holcomb
1999.....	Bob Niemet
2000.....	D.J. Durkin
2001.....	Chris Della Vella
2002.....	Kurt Gerling
2003.....	Jerry Wagner/Marcus Allen
2004.....	Rick Mauer/Robert Haley
2005.....	T.J. Carswell/James Hawkins
2006.....	B.J. Lane
2007.....	Ken Brantley
2008.....	Pat Watson
2009.....	Nick Davis
2010.....	Scott Albert, Brandon Jackson

## Orange Helmet Award

The Orange Helmet Award is presented to a player who possesses the most spirit, intensity and passion for football.

2001.....	Chad Long
2002.....	Greg Kupke
2003.....	Jason Morton/Jimmy Williams
2004.....	Cole Magner
2005.....	P.J. Pope
2006.....	Terrel White
2007.....	Sean O'Drobinak
2008.....	Nate Waldron
2009.....	Cody Basler

## Future Award

The Future Award is presented to a rookie who show outstanding scout team effort.

2001.....	T.J. Carswell
2002.....	Jamien Johnson
2003.....	Devon Parks
2004.....	Kory Lichtensteiger, Pete Winovich
2005.....	Antonio Smith
2006.....	Jahmal Brown
2007.....	Willie Geter/Sinisa Vrvilo
2008.....	Adrien Spencer
2009.....	Chris Jones

## Captains Award

The Captains Award is voted on by team members.

2001.....	Khary Campbell
2002.....	Kurt Gerling, Ryan Wingrove
2003.....	Malcolm Robinson
2004.....	Chris Haneline, Jon Mazur
2005.....	Andy Sahn, Robert Redd
2006.....	Craig Jarrett, Jovon Burkes
2007.....	Mitch Hewitt, Josh Harris
2008.....	Jovon Burkes, Keon Newson
2009.....	Cole Magner, Scott Mruczkowski
2010.....	Teddy Piepkow, Steve Sanders
2011.....	Rob Warren, Mike Thaler, Omar Jacobs
2012.....	Ken Brantley, Kory Lichtensteiger
2013.....	Devon Parks, Brad Williams
2014.....	Loren Hargrove, Kory Lichtensteiger
2015.....	Antonio Smith, Corey Partridge
2016.....	Sean O'Drobinak
2017.....	Antonio Smith, John Haneline
2018.....	Jeff Fink, Corey Partridge, Brandon Curtis
2019.....	.....Tyler Sheehan, Freddie Barnes, Jahmal Brown, Jimmy Scheidler, Cody Basler

## Aaron Richardson

### Award

The Aaron Richardson Award is given to the top walkon in the program. Richardson was a member of the Falcons for one day when he died suddenly in practice in 2004.

2004.....	Andy Wenstrup
2005.....	Aaron Burkart
2006.....	Matt Emans, Tommy Smith
2007.....	Garth Hartung
2008.....	Zach Akenberger
2009.....	Justus Jones





# RECORD BOOK • HALL OF FAME


## BGSU HALL OF FAME



Bill Bradshaw



Bernie Casey



Paul Miles



Bob Schnelker



Cris Shale



John Spengler

Player	Inducted
Carl C. Bachman '25	1966
George Baldwin '47	1991
Martin Bayless '84	1989
Bruce Bellard '48	1984
Ronald Blackledge '60	1972
Wayne M. Bordner '46	1980
William H. Bradshaw '55	1987
Steve L. Brudzinski '41	1967
Charles Buckenmeyer '46	1973
Bernard T. Casey '61	1966
Chester A. Chapman '32	1965
Charles S. Clucas '21	1967
Robert Colburn '60	1977
Jay Cunningham '65	1991
Victor DeOrio '59	1977
Vern Dunham '49	1989
Fred E. Durig '53	1975
Harold I. Filiere '29	1969
Jack E. Giroux '57	1980
Joseph D. Green '70	1975
Jeff Groth '79	1984
John A. Hartman '35	1966
Ron Heard '90	2005
Jack Hecker '56	1964
Stan Hunter '86	1992
James R. Inman '37	1966
Carlos Jackson '58	1977
Dewey B. Johnson '46	1968
Kyle Kramer	2011
James C. Knierim '48	1970
James W. Ladd '54	1969
Ivan E. Lake '24	1964
Brian Leaver '24	2006
Mac's Leitman '30	1971
Donald Lisbon '63	1980
Adolph Madaras '40	1995
Fred Marsh '33	1985
David B. Martin '47	1970
Dave McClain '60	1986
Brian McClure '85	1991
Paul Miles '74	1990
Mark Miller '78	1983

Player	Inducted
Kenneth Mollenkopf '31	1965
John T. Murnen '58	1979
Ford Murray '35	2005
Donald E. Nehlen '58	1978
Hayden Olds '27	1983
Vince Palko '95	2006
Charles E. Perry '59	1986
Doyt L. Perry '32	1971
R. David Preston '77	1982
Ronnie Redd '95	2008
Bill Regnier '64	2005
Robert L. Reynolds '64	1973
James A. Rivers '67	1981
Kenneth E. Russell '57	1967
Allen Sawdy, Trainer	1967
Robert Schnelker '51	1964
Cris Shale '91	1996
Glenn M. Sharp, Eq. Manager	1982
Edmund J. Siminski '40	1965
Franklin G. Skibbie '26	1964
Doug Smith '78	1986
Larry Smith '62	1991
John Spengler '81	1989
Warren E. Steller, Coach	1965
Clifford A. Stevenson '32	1967
Claitus Stough '20	1991
Fred Sturt '73	1992
Mark Szlachcic '93	2003
Andy Tracy '96	2006
Phillip Villapiano '71	1976
Michael R. Weger '67	1972
Erik White '93	2003
Robert H. Whittaker, Coach	1968
Earl R. Wittmer '24	1966
Stew Williams '67	1991
Jack B. Woodland '49	1967
Dick Young, Asst. Coach	2000
Andre Young	2004
Jim Young '56	1988
Robert A. Younkin '26	1965
Robert Zimpfer '60	1974
1959 Team	2013

## DOYT L. PERRY

1988 College Football Hall of Fame Inductee

The year 1988 will be fondly remembered by many who are associated with the football program at BGSU. That year Doyt L. Perry, a former player, coach and administrator was recognized by the National Football Foundation with its top honor, induction into the College Football Hall of Fame.

Perry traveled to New York in December of 1988 for the Foundation's Hall of Fame dinner and was officially enshrined into the College Football Hall of Fame in June, 1989, in ceremonies held at Kings Island, Ohio.

Perry's association with BGSU dates back to the 1920s when he lettered nine times in three sports (football, basketball and baseball). The Croton, Ohio native received his degree in 1932. He began coaching on the high school level before becoming an assistant at Ohio State in 1951.

Perry returned to his alma mater in 1955, leading the football program to a 77-11-5 (.855) record over the next 11 years. His teams won five Mid-American Conference titles and one national college division championship in 1959. Perry's winning percentage ranks fifth on the all-time NCAA list.

Perry, who retired from coaching in 1964 to become BGSU's athletic director, developed such outstanding coaches as Bill Mallory, Don Nehlen, Larry Smith, and the late Dave McClain. Many more of Perry's former assistants and players have gone on to enjoy success in the coaching profession.

Perry passed away in February of 1992. At his memorial service former Michigan coach Bo Schembechler, an assistant on Perry's 1955 staff, said, "I don't believe I can name a coach, anywhere, anytime, anyhow, who did it better than Doyt Perry."

A documentary on Perry's career was released in May of 1998. It was produced by WBGU-TV.





# RECORD BOOK • MILESTONES

## 100-YARD RUSHERS

Date	Opponent	Name	Car.	Yds.	Score
9/6/14	VMI	Travis Greene	18	129	48-7
9/13/14	Indiana	Travis Greene	24	123	45-42
9/27/14	at UMass	Travis Greene	20	110	47-42
11/4/14	at Akron	Fred Coppet	18	113	27-10
11/4/14	at Akron	Andre Givens	14	101	27-10
11/12/14	Kent State	Andre Givens	38	157	30-20
11/28/14	Ball State	Travis Greene	14	159	24-41
11/28/14	Ball State	Fred Coppet	16	140	24-41
12/5/14	vs. Northern Illinois	Travis Greene	18	105	17-52
9/7/13	at Kent State	Travis Greene	24	145	41-22
9/21/13	Murray State	Travis Greene	17	133	48-7
9/28/13	Akron	Travis Greene	24	142	31-14
10/5/13	UMass	Travis Greene	22	160	28-7
11/5/13	at Miami	Travis Greene	14	112	45-3
11/12/13	Ohio	Travis Greene	22	149	49-0
11/23/13	at Eastern Michigan	Travis Greene	15	126	58-7
11/29/13	at Buffalo	Travis Greene	30	129	24-7
12/6/13	vs. Northern Illinois	Travis Greene	26	133	47-27
9/15/12	at Toledo	Anthon Samuel	16	112	15-27
9/29/12	Rhode Island	Anthon Samuel	17	127	48-8
10/6/12	at Akron	Anthon Samuel	15	117	24-10
10/13/12	Miami	Anthon Samuel	22	171	37-12
10/27/12	Eastern Michigan	John Pettigrew	24	136	24-3
11/7/12	at Ohio	Anthon Samuel	29	181	26-14
9/01/11	at Idaho	Anthon Samuel	22	141	32-15
9/10/11	Morgan State	Anthon Samuel	11	122	58-13
9/24/11	at Miami	Anthon Samuel	16	121	37-23
10/15/11	Toledo	Anthon Samuel	25	105	21-28
10/22/11	Temple	Anthon Samuel	18	112	13-10
10/30/10	at Central Michigan	Willie Geter	26	103	17-14
9/18/10	vs. Marshall	Willie Geter	31	100	44-28
11/27/09	vs. Toledo	Willie Geter	16	116	38-24
11/28/08	at Toledo	Willie Geter	12	160	38-10
11/01/08	vs. Kent State	Tyler Sheehan	14	109	45-30
10/11/08	at Akron	Anthony Turner	19	126	37-33
11/02/07	vs. Akron	Anthony Turner	12	104	44-20
10/20/07	at Kent State	Willie Geter	22	203	31-20
11/4/06	at Akron	Anthony Turner	22	105	28-35
10/28/06	at Temple	Chris Bullock	29	182	14-28
9/30/06	at Ohio	Chris Bullock	21	114	21-9
9/9/06	Buffalo	Anthony Turner	23	127	48-40
9/2/06	vs. Wisconsin	Freddie Barnes	29	158	14-35
10/15/05	at Buffalo	B.J. Lane	25	141	27-7
12/22/04	Memphis	P.J. Pope	28	151	52-35
11/13/04	Marshall	P.J. Pope	25	117	56-35
11/06/04	Western Michigan	P.J. Pope	12	205	52-0
	Western Michigan	B.J. Lane	23	118	52-0
10/30/04	Eastern Michigan	P.J. Pope	19	128	41-20
10/2/04	at Temple	P.J. Pope	8	106	70-16
11/22/03	at Ball State	B.J. Lane	6	115	41-14
10/18/03	at Eastern Michigan	P.J. Pope	22	122	33-20
9/13/03	Liberty	P.J. Pope	14	162	62-3
11/23/02	Eastern Michigan	P.J. Pope	15	143	63-21
11/2/02	at Kent State	Joe Alls	21	179	45-14
10/26/02	Ball State	Joe Alls	19	103	38-20
10/12/02	at Central Michigan	Josh Harris	22	138	45-35
10/05/02	Ohio	P.J. Pope	13	117	72-21
9/21/02	at Kansas	Joe Alls	20	167	39-16
9/14/02	Missouri	Joe Alls	16	119	51-28
11/23/01	Toledo	Josh Harris	22	117	56-21
11/10/01	at Ohio	Josh Harris	28	148	17-0
10/13/01	at Western Michigan	John Gibson	16	116	28-37
9/29/01	at Marshall	Joe Alls	17	107	31-37
9/1/01	at Missouri	Joe Alls	17	107	20-13
10/14/00	at Miami	Josh Harris	18	103	10-24
10/7/00	Akron	John Gibson	35	149	21-27
11/13/99	Ball State	Joe Alls	25	155	35-14
10/30/99	Central Michigan	Joe Alls	29	134	31-7
10/2/99	Toledo	Godfrey Lewis	31	124	34-23
11/21/98	at Northern Illinois	Godfrey Lewis	27	147	34-23
10/24/98	Kent	Steve Holmes	27	220	42-21
10/3/98	Ohio	Godfrey Lewis	29	191	35-7
9/20/97	at Akron	Robbie Hollis	23	107	31-28
9/28/96	Central Michigan	Courtney Davis	30	116	31-27
9/21/96	at Miami	Courtney Davis	32	108	14-10
9/14/96	Temple	Courtney Davis	34	119	20-16

11/4/95	Ohio	Keylan Cates	43	180	33-7
9/16/95	Akron	Keylan Cates	31	186	50-12
10/8/94	Ohio	Courtney Davis	18	103	32-0
10/1/94	at Cincinnati	Keylan Cates	20	110	38-0
11/20/93	Western Michigan	Zeb Jackson	30	113	14-14
11/13/93	at Central Michigan	Zeb Jackson	27	104	15-17
11/6/93	Kent	Zeb Jackson	21	127	40-7
10/30/93	at Miami	Zeb Jackson	29	123	30-25
10/23/93	at Ball State	Zeb Jackson	30	112	26-26
10/9/93	at Ohio	Zeb Jackson	27	131	20-0
9/11/93	Cincinnati	Zeb Jackson	29	127	21-7
12/18/92	Nevada	Zeb Jackson	22	113	35-34
10/31/92	Miami	Zeb Jackson	24	130	44-24
10/31/92	Miami	LeRoy Smith	17	111	44-24
10/17/92	at Toledo	Zeb Jackson	23	112	10-9
10/10/92	Ohio	Zeb Jackson	15	100	31-14
10/3/92	at Central Michigan	George Johnson	29	109	17-14
11/9/91	Kent	LeRoy Smith	25	100	35-7
8/31/91	Eastern Michigan	LeRoy Smith	37	155	17-6
10/20/90	Eastern Michigan	George Johnson	21	108	25-15
9/2/90	at Cincinnati	LeRoy Smith	16	112	34-20
9/2/90	at Cincinnati	George Johnson	14	107	34-20
10/8/88	Ohio	Charles Edgerton	19	111	42-0
11/21/87	Central Michigan	Mike McGee	10	116	18-17
9/19/87	at Ball State	Mike McGee	13	112	24-0
10/25/86	at Kent	Jeff Davis	15	107	31-15
10/4/86	Western Michigan	Jeff Davis	18	154	17-3
9/6/86	Ohio	Jeff Davis	27	149	21-16
11/16/85	Toledo	Bernard White	27	104	21-0
10/26/85	Kent	Bernard White	25	118	26-14
10/12/85	at Eastern Michigan	Bernard White	17	102	42-24
9/28/85	Akron	Bernard White	31	148	27-22
11/10/84	Ohio	Bernard White	13	123	28-7
9/29/84	Eastern Michigan	Bernard White	29	148	35-27
9/22/84	at Miami	Bernard White	24	127	41-10
9/8/84	Richmond	Bernard White	23	143	55-28
11/12/83	at Ohio	Darryl Story	27	139	24-20
11/5/83	Ball State	Darryl Story	37	225	45-30
10/15/83	at Western Michigan	Darryl Story	20	116	23-20
12/18/82	at Fresno State	Chip Otten	25	110	28-29
11/13/82	Eastern Michigan	Chip Otten	32	205	24-7
11/6/82	Ball State	Chip Otten	31	107	28-7
9/18/82	at Central Michigan	Bryant Jones	37	148	34-30
9/4/82	Ohio	Bryant Jones	22	110	40-0
11/14/81	at Eastern Michigan	Bryant Jones	24	142	28-0
10/31/81	Kent	Bryant Jones	46	212	13-7
10/24/81	Toledo	Bryant Jones	27	123	38-0
10/17/81	at Northern Illinois	Bryant Jones	34	152	17-10
9/26/81	at Michigan State	Bryant Jones	20	109	7-10
10/11/80	at Toledo	Bryant Jones	23	108	17-6
9/27/80	at Kentucky	Bryant Jones	24	105	20-21
9/20/80	Long Beach State	Bryant Jones	23	108	17-6
11/17/79	at Ohio	Kevin Folkes	16	106	21-48
11/10/79	Southern Mississippi	Kevin Folkes	26	119	31-27
11/3/79	at Kentucky	Kevin Folkes	17	122	14-20
10/7/78	at Toledo	Dave Windatt	20	139	45-27
10/7/78	at Toledo	Mike Wright	13	131	45-27
10/7/78	at Toledo	Dave Cassell	20	125	45-27
9/23/78	Grand Valley	Doug Wiener	18	120	49-3
9/16/78	at Eastern Michigan	Doug Wiener	20	103	43-6
11/12/77	at Ohio	Dave Windatt	28	200	39-27
10/8/77	Toledo	Dan Saleet	27	116	21-13
9/17/77	at Eastern Michigan	Dan Saleet	22	146	6-16
11/20/76	at Tennessee-Chattanooga	Dave Preston	29	131	29-49
11/13/76	Southern Illinois	Doug Wiener	28	130	35-7
11/6/76	Ohio	Dave Preston	24	111	26-31
10/30/76	Central Michigan	Dave Preston	35	143	28-38
10/23/76	at Miami	Dave Preston	31	107	7-9
10/9/76	at Toledo	Steve Holovacs	16	119	29-28
10/2/76	at Western Michigan	Dave Preston	22	144	31-28
9/25/76	San Diego State	Dave Preston	26	111	15-27
9/11/76	at Syracuse	Dave Preston	30	127	22-7
11/22/75	at Texas-Arlington	Dan Saleet	25	121	17-21
11/22/75	at Texas-Arlington	Dave Preston	33	106	17-21
11/15/75	at Southern Illinois	Jim Gause	11	133	48-6
11/15/75	at Southern Illinois	Dave Preston	20	106	48-6
11/15/75	at Southern Illinois	Dan Saleet	13	100	48-6
11/8/75	at Ohio	Dave Preston	30	130	19-17
11/1/75	Ball State	Dave Preston	30	119	20-27





# RECORD BOOK • MILESTONES

10/18/75	at Kent	Dan Saleet	22	162	35-9
10/4/75	Western Michigan	Marcus Johnson	21	102	28-0
9/27/75	at Dayton	Dan Saleet	32	202	21-14
9/27/75	at Dayton	Dave Preston	29	147	21-14
11/23/74	at San Diego State	Dave Preston	41	113	21-21
11/16/74	at Southern Mississippi	Dave Preston	37	164	38-20
11/9/74	Arkansas State	Dave Preston	33	127	17-0
11/2/74	Ohio	Dave Preston	30	166	22-33
10/26/74	Marshall	Dave Preston	26	191	28-3
10/12/74	Kent	Dave Preston	28	179	26-10
10/5/74	at Toledo	Dave Preston	38	185	19-24
9/21/74	Dayton	Dave Preston	30	137	41-21
11/17/73	Northern Illinois	Phil Polak	29	150	21-20
11/3/73	at Ohio	Paul Miles	28	131	23-24
10/27/73	at Marshall	Paul Miles	24	116	24-21
10/6/73	Toledo	Paul Miles	38	182	49-35
9/29/73	Western Michigan	Paul Miles	36	196	31-20
9/15/73	at Syracuse	Paul Miles	26	113	41-14
11/4/72	Ohio	Paul Miles	30	194	17-0
11/4/72	Ohio	Phil Polak	17	100	17-0
10/28/72	Marshall	Paul Miles	27	217	46-7
10/21/72	at San Diego State	Paul Miles	22	151	19-35
10/14/72	Kent	Phil Polak	15	140	10-14
10/8/72	at Toledo	Paul Miles	37	108	19-8
10/8/72	at Toledo	Phil Polak	21	101	19-8
11/13/71	Xavier	Paul Miles	23	117	27-42
11/6/71	at Texas-Arlington	Paul Miles	29	145	34-17
10/23/71	Miami	Paul Miles	33	102	33-7
10/16/71	at Kent	Paul Miles	32	192	46-33
10/9/71	Toledo	Paul Miles	35	149	7-24
9/25/71	East Carolina	Paul Miles	27	129	47-21
9/18/71	at Ohio	Paul Miles	27	115	20-19
10/17/70	Kent	Julius Livas	25	107	44-0
11/2/68	Marshall	Fred Matthews	29	143	54-28
9/28/68	Dayton	Fred Matthews	29	120	20-14
11/25/67	at Cal State Los Angeles	Ed Coletti	13	106	42-27
11/18/67	Northern Illinois	Bob Zimpfer	17	134	17-7
11/18/67	Northern Illinois	Chuck Radich	22	107	17-7
10/2/67	at Kent	Bob Zimpfer	16	108	62-20
11/19/66	at Temple	Chuck Radich	14	106	62-20
11/19/66	at Temple	Dave Cranmer	29	139	13-0
10/1/66	Dayton	Stew Williams	20	101	7-23
10/30/65	Miami	Stew Williams	8	143	31-14
10/17/64	at Toledo	Tony Trent	16	113	31-14
10/17/64	at Toledo	Stew Williams	24	151	26-15
11/23/63	Xavier	Jim Wisser	23	101	27-14
9/21/63	Detroit	Jay Cunningham	15	111	20-0
11/18/61	at Southern Illinois	Russ Hepner	23	105	17-6
10/14/61	Toledo	Russ Hepner	18	138	21-0
11/19/60	at Texas Western	Don Lisbon	14	119	28-0
10/22/60	Kent	Don Lisbon	18	127	14-7
9/24/60	Marshall	Chuck Comer	10	110	21-7
11/13/58	Marshall	Harold Furcron	13	118	33-6
10/18/58	at Toledo	Bob Ramlow	17	147	31-16
10/4/58	at Dayton	Bob Ramlow	18	104	25-0
9/27/58	Lockbourne Air Force Base	Bob Ramlow	10	114	27-6
10/19/57	Toledo	Floyd Lennox	16	104	29-0
10/27/56	Marshall	Jack Giroux	21	100	34-12
10/13/56	at Baldwin-Wallace	Vic DeOrio	22	157	32-21
10/13/56	at Baldwin-Wallace	Don Nehlen	7	105	32-21
9/29/56	at Western Michigan	Vic DeOrio	24	135	27-13
9/22/56	Kent	Vic DeOrio	18	133	17-0
11/12/55	at Ohio	Carlos Jackson	17	106	13-0
10/21/55	Toledo	Carlos Jackson	17	134	39-0
10/1/55	Western Michigan	Vic DeOrio	12	101	35-0
9/17/55	Defiance	Larry Kent	11	129	40-0
10/30/54	at Kent	Jim Bryan	17	117	25-28
11/15/52	Ohio	Fred Durig	22	125	14-33
11/8/52	Youngstown State	Fred Durig	22	127	50-0
11/1/52	at Kent	Roger McKenzie	11	130	44-21
10/11/52	at Bradley	Fred Durig	36	141	21-14
10/4/52	at Ohio Wesleyan	Fred Durig	13	121	45-0
9/20/52	Central Michigan	Fred Durig	21	113	20-7
11/17/51	at Bradley	Fred Durig	29	206	20-6
11/10/51	at Youngstown State	Fred Durig	20	171	20-0
11/3/51	Kent	Fred Durig	27	186	27-27
10/27/51	Toledo	Fred Durig	29	171	6-12
10/20/51	at Baldwin-Wallace	Fred Durig	21	175	27-20

10/6/51	Mount Union	Fred Durig	20	141	13-26
9/29/51	at Miami	Fred Durig	16	128	7-46
9/22/51	Ohio Wesleyan	Fred Durig	26	170	23-13
11/4/50	at Kent	Richard Pont	23	106	6-19
10/21/50	Baldwin-Wallace	Richard Pont	24	152	34-34
10/7/50	Bradley	Norb Cowan	21	136	20-14
10/7/50	Bradley	Richard Pont	13	118	20-14
11/5/49	Kent	Jack Woodland	32	154	27-6
10/29/49	at John Carroll	Jack Woodland	19	122	24-38
10/22/49	at Baldwin-Wallace	Jack Woodland	16	113	21-34
10/16/48	Morris Harvey	Jack Woodland	8	109	48-6
11/15/47	Northern Iowa	Jack Woodland	15	135	19-7

## 100-YARD RECEIVERS

Date	Opponent	Player	Rec	Yds	Score
9/6/14	VMI	Roger Lewis	6	140	48-7
9/13/14	Indiana	Roger Lewis	16	149	45-42
9/27/14	at UMass	Roger Lewis	9	148	47-42
9/27/14	at UMass	Ryan Burbrink	11	132	47-42
9/27/14	at UMass	Ronnie Moore	9	109	47-42
10/4/14	Buffalo	Ronnie Moore	9	178	47-42
10/11/14	at Ohio	Roger Lewis	6	100	31-13
11/12/14	Kent State	Roger Lewis	3	116	30-20
11/12/14	Kent State	Ryan Burbrink	8	11	30-20
12/20/14	vs. South Alabama	Roger Lewis	4	137	33-28
12/20/14	vs. South Alabama	Gehrig Dieter	7	108	33-28
12/6/13	vs. Northern Illinois	Ronnie Moore	4	145	47-27
12/6/13	vs. Northern Illinois	Alex Bayer	7	124	47-47
11/29/13	at Buffalo	Shaun Joplin	6	149	24-7
11/23/13	at Eastern Michigan	Ronnie Moore	7	161	58-7
9/14/13	at Indiana	Shaun Joplin	7	104	10-42
9/7/13	at Kent State	Shaun Joplin	6	113	41-22
9/7/13	at Kent State	Ryan Burbrink	2	101	41-22
11/17/12	Kent State	Chris Gallon	10	213	24-31
9/8/12	Idaho	Shaun Joplin	7	117	21-13
9/1/11	at Idaho	Eugene Cooper	4	110	32-15
9/10/11	Morgan State	Eugene Cooper	6	134	58-13
9/17/11	Wyoming	Kamar Jorden	9	101	27-28
10/8/11	at Western Michigan	Kamar Jorden	4	103	21-45
10/5/11	Toledo	Kamar Jorden	7	106	21-28
10/29/11	at Kent State	Kamar Jorden	12	203	15-27
11/8/11	Northern Illinois	Kamar Jorden	8	152	14-45
9/4/10	at Troy	Kamar Jorden	9	111	27-30
9/11/10	at Tulsa	Kamar Jorden	14	168	20-33
10/9/10	at Ohio	Kamar Jorden	8	129	25-49
10/16/10	at Temple	Kamar Jorden	12	143	27-28
11/26/10	vs. Western Michigan	Kamar Jorden	8	114	7-41
12/30/09	vs. Idaho	Freddie Barnes	17	219	42-43
11/20/09	vs. Akron	Freddie Barnes	12	197	36-20
11/12/09	at Miami	Freddie Barnes	10	109	35-14
11/3/09	at Buffalo	Freddie Barnes	8	122	30-29
10/24/09	vs. Central Michigan	Freddie Barnes	14	172	10-24
10/17/09	at Ball State	Freddie Barnes	10	160	31-17
10/10/09	at Kent State	Chris Wright	6	104	31-17
9/19/09	at Marshall	Freddie Barnes	22	278	36-35
9/3/09	vs. Troy	Chris Wright	17	109	10-17
11/21/08	vs. Buffalo	Chris Wright	5	104	10-17
11/17/07	at Buffalo	Freddie Barnes	15	157	31-14
10/6/07	at Boston College	Freddie Barnes	10	107	34-40
10/6/07	at Boston College	Freddie Barnes	10	113	31-17
11/21/06	at Toledo	Freddie Barnes	8	112	24-55
11/4/06	at Akron	Corey Partridge	12	100	24-55
10/22/05	Western Michigan	Corey Partridge	14	161	21-31
10/8/05	Ohio	Corey Partridge	10	107	28-35
10/1/05	Temple	Charles Sharon	8	129	14-45
9/10/05	at Ball State	Charles Sharon	10	185	38-14
9/3/05	at Wisconsin	Steve Sanders	5	108	70-7
12/22/04	Memphis	Steve Sanders	9	121	40-31
11/23/04	at Toledo	Steve Sanders	7	118	40-31
11/13/04	Marshall	Corey Partridge	8	160	42-56
10/30/04	Eastern Michigan	Steve Sanders	6	127	42-56
		Charles Sharon	8	116	42-56
		Steve Sanders	7	123	52-35
		Charles Sharon	5	117	52-35
		P.J. Pope	10	104	41-49
		Charles Sharon	5	168	56-35
		Steve Sanders	6	116	56-35
		Charles Sharon	10	143	41-20



# RECORD BOOK • MILESTONES

10/23/04	at Ohio.....	Steve Sanders	9	185	41-16	10/15/83	at Western Michigan.....	Stan Hunter	5	104	23-20
10/9/04	at Central Michigan.....	Steve Sanders	6	107	38-14	10/1/83	at Eastern Michigan.....	Stan Hunter	10	148	26-21
10/2/04	at Temple.....	Charles Sharon	5	103	70-16	9/17/83	at Brigham Young.....	Stan Hunter	9	171	28-63
		Steve Sanders	5	103	70-16	9/10/83	at Fresno State.....	Andre Jackson	9	107	35-27
11/29/03	Toledo.....	Charles Sharon	8	120	31-23	11/25/82	at North Carolina.....	Shawn Potts	9	115	14-33
11/15/03	Kent State.....	Charles Sharon	7	178	42-33	11/13/82	Eastern Michigan.....	Shawn Potts	7	107	24-7
10/25/03	Northern Illinois.....	Charles Sharon	6	123	34-18	10/9/82	at Miami.....	Greg Taylor	10	122	12-17
		Cole Magner	7	100	34-18	10/9/82	at Miami.....	Shawn Potts	8	106	12-17
10/11/03	at W. Michigan.....	Cole Magner	11	140	32-21	9/4/82	Ohio.....	Shawn Potts	6	120	40-0
9/20/03	at Ohio State.....	Cole Magner	13	168	17-24	9/19/81	at Ohio.....	Shawn Potts	7	138	21-23
9/6/03	at Purdue.....	Cole Magner	8	127	27-26	10/6/79	Toledo.....	Dan Shetler	5	101	17-23
		James Hawkins	3	106	27-26	11/20/76	at Tennessee-Chattanooga.....	Jeff Groth	5	120	29-49
8/28/03	Eastern Kentucky.....	James Hawkins	7	128	63-13	10/23/76	at Miami.....	Jeff Groth	9	125	7-9
11/16/02	at South Florida.....	Robert Redd	11	128	7-29	10/16/76	Kent.....	Jeff Groth	5	113	17-13
11/9/02	at Northern Illinois.....	Robert Redd	14	119	17-26	9/25/76	San Diego State.....	Dave Dudley	4	120	15-27
9/14/02	Missouri.....	Robert Redd	10	209	51-28	10/6/73	Toledo.....	Hal Thomas	5	103	49-35
9/14/02	Missouri.....	James Hawkins	5	112	51-28	11/13/71	Xavier.....	Rick Newman	7	128	27-42
11/23/01	Toledo.....	Robert Redd	6	127	56-21	10/31/70	Marshall.....	Bill Pittman	11	151	26-24
11/17/01	at Northwestern.....	Robert Redd	12	168	43-42	11/22/69	Northern Illinois.....	Bob Zimpfer	3	100	38-23
11/17/01	at Northwestern.....	David Bautista	10	155	43-42	11/15/69	at West Texas State.....	Bob Zimpfer	11	164	12-28
9/29/01	at Marshall.....	Robert Redd	9	215	31-37	10/4/69	Western Michigan.....	Bob Zimpfer	9	123	21-10
10/14/00	at Miami.....	David Bautista	7	106	10-24	11/2/68	Marshall.....	Bob Zimpfer	7	101	54-28
10/7/00	Akron.....	David Bautista	8	104	21-27	10/26/68	at Miami.....	Eddie Jones	6	103	7-31
9/9/00	Pittsburgh.....	David Bautista	9	109	16-34	10/19/68	Kent.....	Eddie Jones	6	103	30-7
11/20/99	at Central Florida.....	Kurt Gerling	7	119 33-30 (ot)		9/28/68	Dayton.....	Bob Zimpfer	8	102	20-14
10/16/99	at Akron.....	Kurt Gerling	9	183	25-55	11/12/66	Ohio.....	Eddie Jones	11	121	28-0
10/16/99	at Akron.....	Aaron Alexander	7	105	25-55	11/25/67	at Cal State Los Angeles.....	Dave Cranmer	2	101	42-27
10/9/99	Miami.....	Robert Redd	6	115	31-45	10/8/66	at Western Michigan.....	Eddie Jones	4	103	14-16
10/2/99	Toledo.....	Robert Redd	8	128	34-23	11/8/41	at Wittenberg.....	Dewey Johnson	15	107	13-0
9/25/99	at Kent.....	Robert Redd	8	126	27-41	11/1/41	at Kent.....	Eddie Wellner	20	108	12-6
11/7/98	Akron.....	Robert Redd	3	131	58-21	10/25/41	Heidelberg.....	Eddie Wellner	12	108	39-6
10/3/98	Ohio.....	Kurt Gerling	5	126	35-7						
11/1/97	at Kent.....	Terry Loville	8	118	20-29						
10/25/97	Toledo.....	Terry Loville	5	130	20-35						
10/4/97	Northern Illinois.....	Damron Hamilton	6	133	35-10						
10/5/96	at Toledo.....	Damron Hamilton	8	155	16-24						
9/30/95	at Temple.....	Eric Starks	7	134	37-31						
11/12/94	Central Michigan.....	Ronnie Redd	5	110	33-36						
11/5/94	at Kent.....	Rameir Martin	5	130	22-16						
11/5/94	at Kent.....	Ronnie Redd	5	102	22-16						
10/22/94	Ball State.....	Ronnie Redd	4	111	59-36						
11/13/93	at Central Michigan.....	Rameir Martin	6	102	15-17						
10/30/93	at Miami.....	Rameir Martin	6	115	30-25						
10/16/93	Akron.....	Ronnie Redd	6	147	49-7						
10/2/93	Toledo.....	Ronnie Redd	5	130	17-10						
9/4/93	at Virginia Tech.....	Rameir Martin	7	132	16-33						
9/19/92	Wisconsin.....	Mark Szlachcic	8	114	18-39						
9/3/92	Western Michigan.....	Mark Szlachcic	9	106	29-19						
12/14/91	at Fresno State.....	Mark Szlachcic	11	189	28-21						
11/16/91	at Ball State.....	Mark Szlachcic	5	130	14-13						
11/9/91	Kent.....	Mark Szlachcic	9	150	35-7						
10/19/91	Toledo.....	Mark Szlachcic	7	125	24-21						
9/8/90	at Virginia Tech.....	Mark Szlachcic	8	100	7-21						
11/18/89	at Tulsa.....	Ronald Heard	9	138	10-45						
11/11/89	at Western Michigan.....	Reggie Thornton	5	118	31-30						
11/4/89	Kent.....	Ronald Heard	5	111	51-28						
10/28/89	at Miami.....	Reggie Thornton	7	101	13-17						
10/7/89	at Ohio.....	Ronald Heard	6	128	31-28						
9/30/89	Akron.....	Ronald Heard	5	115	24-38						
9/23/89	Central Michigan.....	Reggie Thornton	10	132	24-20						
9/9/89	at East Carolina.....	Ronald Heard	9	103	6-41						
10/8/88	Ohio.....	Ronald Heard	4	144	42-0						
10/8/88	Ohio.....	Reggie Thornton	6	104	42-0						
11/14/87	at Eastern Michigan.....	Reggie Thornton	11	130	18-38						
11/7/87	Kent.....	Ronald Heard	4	114	30-20						
9/19/87	at Ball State.....	Ronald Heard	5	131	24-0						
9/5/87	at Penn State.....	Reggie Thornton	7	152	19-45						
11/23/85	at Ohio.....	Stan Hunter	10	175	38-17						
11/23/85	at Ohio.....	Joe Boxley	8	151	38-17						
10/12/85	at Eastern Michigan.....	Greg Meehan	4	111	42-24						
10/5/85	at Western Michigan.....	Stan Hunter	8	118	48-7						
9/7/85	at Ball State.....	Stan Hunter	7	102	31-6						
11/17/84	at Kent.....	Stan Hunter	9	103	27-10						
10/20/84	Northern Illinois.....	Stan Hunter	7	119	28-6						
9/22/84	at Miami.....	Joe Boxley	8	115	41-10						
9/8/84	Richmond.....	Joe Boxley	7	143	55-28						
11/19/83	Kent.....	Stan Hunter	7	121	38-3						
11/5/83	Ball State.....	Stan Hunter	6	174	45-30						
10/29/83	Central Michigan.....	Mark Dowdell	13	175	15-14						

## 300-YARD PASSERS

Date	Opp	Player	Cp-Att-Yds	Score
12/20/14	vs. South Alabama	James Knapke	25-39-368	33-28
11/12/14	Kent State	James Knapke	22-36-315	30-20
10/4/14	Buffalo	James Knapke	20-39-321	36-35
9/27/14	at UMass	James Knapke	38-59-443	47-42
9/13/14	Indiana	James Knapke	46-73-395	45-42
8/29/14	at Western Kentucky	Matt Johnson	25-36-313	31-59
12/6/13	vs. Northern Illinois	Matt Johnson	21-27-393	47-27
9/7/13	at Kent State	Matt Johnson	19-25-357	41-22
11/17/12	Kent State	Matt Schilz	22-44-355	24-31
10/29/11	at Kent State	Matt Schilz	29-49-400	15-27
9/17/11	Wyoming	Matt Schilz	34-55-437	27-28
12/30/09	vs. Idaho	Tyler Sheehan	33-47-387	42-43
11/20/09	Akron	Tyler Sheehan	23-32-338	36-20
11/3/09	at Buffalo	Tyler Sheehan	22-40-313	30-29
10/24/09	Central Michigan	Tyler Sheehan	35-55-341	10-24
10/17/09	at Ball State	Tyler Sheehan	28-41-376	31-17
10/10/09	at Kent State	Tyler Sheehan	44-63-505	36-35
10/3/09	Ohio	Tyler Sheehan	28-52-390	37-44
9/19/09	at Marshall	Tyler Sheehan	43-62-383	10-17
9/3/09	Troy	Tyler Sheehan	32-44-339	31-14
9/22/07	Temple	Tyler Sheehan	30-47-351	48-35
9/1/07	at Minnesota	Tyler Sheehan	34-51-388	32-31
10/8/05	Ohio	Omar Jacobs	26-41-381	38-14
10/1/05	Temple	Omar Jacobs	26-30-326	70-7
9/10/05	at Ball State	Omar Jacobs	27-43-428	40-31
9/3/05	at Wisconsin	Omar Jacobs	30-51-458	42-56
12/22/04	Memphis	Omar Jacobs	26-44-365	52-35
11/23/04	at Toledo	Omar Jacobs	60-36-415	41-49
11/13/04	Marshall	Omar Jacobs	24-37-389	56-35
11/6/04	Western Michigan	Omar Jacobs	17-20-300	52-0
10/30/04	Eastern Michigan	Omar Jacobs	30-44-333	41-20
10/23/04	at Ohio	Omar Jacobs	28-44-389	41-16
10/9/04	at C. Michigan	Omar Jacobs	31-42-387	38-14
10/2/04	at Temple	Omar Jacobs	21-26-367	70-16
12/26/03	Northwestern	Josh Harris	50-38-386	28-24
11/15/03	Kent State	Josh Harris	35-24-324	42-33
10/25/03	Northern Illinois	Josh Harris	43-27-438	34-18
9/20/03	at Ohio State	Josh Harris	33-54-326	17-24
9/6/03	at Purdue	Josh Harris	22-40-357	27-26
9/14/02	Missouri	Josh Harris	16-31-311	51-28
11/17/01	at Northwestern	Josh Harris	30-37-402	43-42
10/2/99	Toledo	Andy Sahn	20-30-302	34-23
11/5/94	at Kent	Ryan Henry	22-39-370	22-16





# RECORD BOOK • MILESTONES



Running back Travis Greene enters 2015 with 2,553 career rushing yards, already 18th-best in school history.



Ryan Burbrink enters his senior season as the leading active receiver with 1,586 yards.

## CAREER 1,000-YARD RUSHERS

1. Dave Preston (73-76).....	3,423
2. Paul Miles (71-73).....	3,239
3. P.J. Pope (02-05).....	3,238
4. Fred Durig (50-52).....	2,564
<b>5. Travis Greene (11-PR) .....</b>	<b>2,553</b>
6. Josh Harris (00-03).....	2,473
7. Bryant Jones (80-82).....	2,357
8. LeRoy Smith (89-92).....	2,313
9. Willie Geter (07-10).....	2,156
10. Joe Alls (99-02).....	2,137
11. Zeb Jackson (90-93).....	2,044
12. Courtney Davis (93-96).....	2,011
13. Bernard White (84-85).....	1,985
14. Dan Saleet (74-77).....	1,965
15. Anthon Samuel (11-12).....	1,842
16. Keylan Cates (94-96).....	1,827
17. Chris Bullock (06-09).....	1,756
18. Jack Woodland (47-49).....	1,752
19. Anthony Turner (05-07).....	1,569
20. Stew Williams (64-66).....	1,550
21. Vic DeOrio (55-57).....	1,545
22. Phil Polak (71-73).....	1,435
23. Chris Bullock (06-09).....	1,434
24. Godfrey Lewis (98-02).....	1,431
25. Bob Ramlow (56-58).....	1,384
26. Jay Cunningham (62-64).....	1,258
27. Dave Windatt (77-80).....	1,221
28. Don Lisbon (60-62).....	1,215
29. John Gibson (98-01).....	1,199
30. Mike Otten (79-82).....	1,182
31. B.J. Lane (02-05).....	1,799
32. Jeff Davis (84-87).....	1,177
33. Mike Wright (76-79).....	1,149
34. Rich Pont (49-51).....	1,073
35. Jack Giroux (54-56).....	1,046
36. Jerry Fields (69-71).....	1,027

## CAREER 1,000-YARD RECEIVERS

1. Charles Sharon (02-05).....	3,450
2. Freddie Barnes (06-09).....	3,290
3. Robert Redd (98-02).....	2,726
4. Stan Hunter (82-85).....	2,679
5. Ronald Heard (86-89).....	2,491
6. Mark Szlachcic (89-92).....	2,446
7. Cole Magner (01-04).....	2,385
8. Steve Sanders (02-05).....	2,324
9. Jeff Groth (75-78).....	2,268
10. Reggie Thornton (86-89).....	2,231
11. Kamar Jorden (10-11).....	2,198
12. Ronnie Redd (91-94).....	2,196
13. Kurt Gerling (98-01).....	2,191
14. Corey Partridge (05-08).....	1,990
15. Shaun Joplin (10-13).....	1,850
16. Shawn Potts (79-82).....	1,618
17. Ed Jones (66-68).....	1,615
<b>18. Ryan Burbrink (2011-PR).....</b>	<b>1,586</b>
19. David Bautista (00-01).....	1,576
20. Alex Bayer (10-13).....	1,543
21. Rameir Martin (91-94).....	1,453
22. Mark Dowdell (81-84).....	1,422
23. Bob Zimpfer (67-69).....	1,412
24. James Hawkins (01-04).....	1,483
25. Dan Shetler (77-80).....	1,349
26. Jim Ladd (51-53).....	1,341
27. Damron Hamilton (96-97).....	1,242
<b>28. Ronnie Moore (2013-PR) .....</b>	<b>1,237</b>
29. Kyle Hockman (87-89).....	1,210
30. Chris Wright (06-09).....	1,201
31. Greg Meehan (83-85).....	1,120
32. P.J. Pope (02-05).....	1,148
<b>33. Roger Lewis (2014-PR) .....</b>	<b>1,093</b>
34. Jack Hecker (53-55).....	1,081
35. Joe Boxley (84-85).....	1,061



# RECORD BOOK • THROUGH THE YEARS

## 1919

Coach: John Stitt  
 Captain: Dale Treece  
 10/3 Toledo L 0-6  
 10/18 at Defiance L 0-12  
 10/22 Michigan Normal L 0-10  
 Record: 0-3  
 Points: 0, Opposition 28

## 1920

Coach: Walter Jean  
 Captain: Charles Clucas  
 10/5 at Findlay L 6-10  
 10/12 at Michigan Normal L 0-74  
 10/16 Heidelberg L 0-14  
 10/23 Defiance L 28-46  
 11/6 at Kent State W 7-0  
 Record: 1-4  
 Points: 41, Opposition 138

## 1921

Coach: Earl C. Krieger  
 Captain: Franklin (Gus) Skibbie  
 10/1 Kent State T 0-0  
 10/7 at Defiance W 7-0  
 10/15 Findlay W 151-0  
 10/21 at Ashland L 0-27  
 10/29 at Toledo W 20-7  
 Record: 3-1-1  
 Points: 178, Opposition 34

## 1922

Coach: Allen Snyder  
 Captain: Orville Raberding  
 9/30 at Ohio Northern L 0-27  
 10/7 Adrian L 0-7  
 10/14 at Findlay W 26-0  
 10/19 Defiance W 22-0  
 10/28 at Huntington W 38-6  
 11/4 Toledo T 6-6  
 11/11 at Kent State W 6-0  
 Record: 4-2-1  
 Points: 98, Opposition 46

## 1923

Coach: R. B. McCandless  
 Captain: Robert A. Younkin  
 9/29 Ohio Northern L 0-46  
 10/6 at Heidelberg L 12-13  
 10/13 Bluffton W 13-0  
 10/19 Findlay W 26-3  
 10/27 at Toledo L 0-27  
 11/3 at Defiance L 7-17  
 11/10 Ashland W 10-0  
 11/24 at Baldwin-Wallace L 0-25  
 Record: 3-5  
 Points: 68, Opposition 131

## 1924

Coach: Warren E. Steller  
 Captain: Ralph Castner  
 10/11 at Capital L 0-19  
 10/18 at Ashland W 13-6  
 10/25 at Toledo L 7-12  
 10/31 at Central Michigan L 0-21  
 11/8 Defiance L 0-15  
 11/15 at Bluffton W 6-0  
 11/24 Cedarville W 34-0  
 Record: 3-4  
 Points: 60, Opposition 73

## 1925

Coach: Warren E. Steller  
 Captain: Harry Crawford  
 10/3 at Otterbein T 0-0  
 10/10 Michigan Normal L 0-14  
 10/16 Capital T 0-0  
 10/24 at Findlay T 0-0  
 10/31 at Defiance W 2-0  
 11/7 Bluffton W 6-0  
 11/20 Ashland W 26-14  
 Record: 3-1-3  
 Points: 34, Opposition 28

## 1926

Coach: Warren E. Steller  
 Captain: Hayden Olds  
 9/25 at Dayton L 0-41  
 10/2 at Bluffton W 14-0  
 10/9 Cedarville W 25-0  
 10/23 Findlay L 6-7  
 10/30 Central Michigan W 13-0  
 11/6 Defiance W 30-7  
 11/11 at Capital L 0-15  
 11/20 at Detroit CC (Wayne) T 0-0  
 Record: 4-3-1  
 Points: 88, Opposition 70

## 1927

Coach: Warren E. Steller  
 Captain: Ora Knecht  
 9/24 at Otterbein T 0-0  
 10/1 Ohio Northern W 6-2  
 10/15 at Kent State W 13-0  
 10/22 Detroit CC (Wayne) W 6-0  
 10/29 at Findlay W 6-0  
 11/11 at Defiance W 15-0  
 11/19 Bluffton L 6-12  
 Record: 5-1-1  
 Points: 52, Opposition 14

## 1928

Coach: Warren E. Steller  
 Captain: Harry Gwynn  
 9/29 at Ohio Northern W 7-0  
 10/13 at Bluffton W 6-0  
 10/20 Toledo W 14-0  
 11/3 Defiance T 12-12  
 11/10 at Detroit CC (Wayne) W 20-0  
 11/19 Findlay W 19-0  
 11/26 Kent State T 6-6  
 Record: 5-0-2  
 Points: 84, Opposition 18

## 1929

Coach: Warren E. Steller  
 Captain: Harold Treece  
 9/28 Baldwin-Wallace L 0-18  
 10/11 at Michigan Normal L 7-34  
 10/18 Findlay W 23-0  
 10/26 at Toledo T 0-0  
 11/2 at Defiance W 6-0  
 11/9 Bluffton W 15-0  
 11/16 Detroit CC (Wayne) W 25-2  
 Record: 4-2-1  
 Points: 76, Opposition 54

## 1930

Coach: Warren E. Steller  
 Captain: Chet Chapman  
 9/27 Hope W 19-0  
 10/4 at Baldwin-Wallace W 7-6  
 10/11 at Bluffton W 13-6  
 10/18 Defiance W 13-6  
 10/25 at Findlay T 6-6  
 11/1 Toledo T 0-0  
 11/8 Albion W 30-7  
 11/15 at Detroit CC (Wayne) W 19-7  
 Record: 6-0-2  
 Points: 107, Opposition 38

## 1931

Coach: Warren E. Steller  
 Captain: Cliff Stevenson  
 9/26 at Baldwin-Wallace T 0-0  
 10/3 Mt. Union W 6-0  
 10/10 at Western Reserve T 0-0  
 10/17 Detroit CC (Wayne) W 13-0  
 10/24 Bluffton T 0-0  
 10/31 at Defiance L 0-15  
 11/7 Findlay T 6-6  
 11/14 Central Michigan W 6-0  
 Record: 3-1-4  
 Points: 31, Opposition 21

## 1932

Coach: Warren E. Steller  
 Captain: Willard Schaller  
 9/24 Baldwin-Wallace L 0-24  
 10/1 at Mt. Union W 7-6  
 10/14 at Bluffton L 0-14  
 10/22 Defiance W 14-7  
 10/29 at Hiram T 0-0  
 11/5 Toledo W 12-6  
 11/12 Ohio Northern L 0-20  
 Record: 3-3-1  
 Points: 33, Opposition 77

## 1933

Coach: Warren E. Steller  
 Captain: Henry Fearnside  
 9/30 Mt. Union L 6-7  
 10/7 Bluffton W 19-0  
 10/14 at Baldwin-Wallace L 6-58  
 10/21 at Ohio Northern W 6-0  
 10/27 at Toledo L 7-26  
 11/4 Capital T 0-0  
 11/10 Hiram T 0-0  
 Record: 2-3-2  
 Points: 44, Opposition 91

## 1934

Coach: Warren E. Steller  
 Captain: Robert Lewis  
 9/29 at Mt. Union L 0-12  
 10/6 Otterbein W 20-7  
 10/13 Kent State T 0-0  
 10/20 at Hiram L 3-13  
 10/27 at Capital W 13-0  
 11/3 Toledo L 0-22  
 11/10 Ohio Northern T 0-0  
 Record: 2-3-2  
 Points: 36, Opposition 54

## 1935

Coach: Harry Ockerman  
 Captain: Jim Greetham  
 10/5 Capital L 0-12  
 10/12 Baldwin-Wallace L 0-41  
 10/19 at Ohio Northern L 0-54  
 10/26 at Kent State L 0-45  
 11/2 at Toledo L 0-63  
 11/9 Marietta L 0-31  
 10/16 Hiram W 25-0  
 Record: 1-6  
 Points: 25, Opposition 246

## 1936

Coach: Harry Ockerman  
 Captain: James Inman  
 9/26 at Western Reserve L 0-40  
 10/3 at Capital T 7-7  
 10/10 Michigan Normal W 6-0  
 10/17 at Wittenberg W 13-0  
 10/24 Kent State L 0-6  
 10/31 at Hiram W 13-0  
 11/7 at Ashland W 20-0  
 11/14 Ohio Northern T 7-7  
 11/20 Heidelberg T 0-0  
 Record: 4-2-3  
 Points: 66, Opposition 60

## 1937

Coach: Harry Ockerman  
 Captain: John Cheetwood  
 9/25 Hiram W 12-0  
 10/2 at Baldwin-Wallace L 0-21  
 10/9 at Michigan Normal L 0-25  
 10/16 Capital W 12-0  
 10/23 Ohio Northern L 7-9  
 10/30 at Kent State T 13-13  
 11/6 Wittenberg L 0-12  
 11/11 at Heidelberg W 12-0  
 Record: 3-4-1  
 Points: 56, Opposition 80

## 1938

Coach: Harry Ockerman  
 Captain: Wayne Stewart  
 9/24 at Capital T 0-0  
 9/30 at John Carroll L 0-20  
 10/8 Ashland W 50-0  
 10/15 Wittenberg W 7-0  
 10/22 at Ohio Northern T 0-0  
 10/29 Michigan Normal T 7-7  
 11/5 Kent State L 3-7  
 11/12 at Hiram W 28-7  
 Record: 3-2-3  
 Points: 95, Opposition 41

## 1939

Coach: Harry Ockerman  
 Captain: Edward Siminski  
 9/30 Bluffton W 35-0  
 10/7 Wayne W 9-0  
 10/14 Capital L 6-7  
 10/21 Otterbein W 26-6  
 10/28 at Wittenberg W 19-13  
 11/4 at Kent State W 34-0  
 11/11 at Findlay T 7-7  
 11/18 at Michigan Normal W 23-13  
 Record: 6-1-1  
 Points: 159, Opposition 46

## 1940

Coach: Harry Ockerman  
 Captain: Steve Brudzinski  
 10/5 Wittenberg L 0-14  
 10/11 at Findlay W 14-7  
 10/19 Michigan Normal W 15-0  
 10/26 at Capital T 7-7  
 11/2 Kent State L 0-13  
 11/9 at Wooster W 26-14  
 11/16 at Eastern Kentucky L 0-48  
 11/21 at Wayne L 0-19  
 Record: 3-4-1  
 Points: 62, Opposition 122

## 1941

Coach: Robert H. Whittaker  
 Captain: Edward Wellner  
 9/27 Wooster T 14-14  
 10/3 at Akron L 0-8  
 10/11 at Miami W 9-0  
 10/18 at Michigan Normal W 20-6  
 10/25 Heidelberg W 39-6  
 11/1 at Kent State W 12-6  
 11/8 at Wittenberg W 13-0  
 11/15 Findlay W 47-0  
 11/20 Wayne W 19-0  
 Record: 7-1-1  
 Points: 173, Opposition 40

## 1942

Coach: Robert H. Whittaker  
 Captain: Ralph Quesinberry  
 9/26 Miami Naval W 39-0  
 10/3 at Ohio Wesleyan L 14-15  
 10/10 at Ball State W 26-14  
 10/17 at Wayne W 20-6  
 10/24 Miami W 7-6  
 10/31 Kent State L 0-7  
 11/7 Wittenberg W 10-0  
 11/13 at Findlay T 0-0  
 11/21 Grosse Isle Navy W 19-7  
 Record: 6-2-1  
 Points: 135, Opposition 55

## 1943

Coach: Robert H. Whittaker  
 Captain: Wayne Bordner  
 9/18 Ohio Wesleyan W 18-7  
 9/25 at Xavier W 40-0  
 10/2 Central Michigan W 36-0  
 10/9 Patterson Field W 36-0  
 10/16 Bunker Hill Navy L 12-13  
 10/23 at Baldwin-Wallace T 7-7  
 10/30 Alma W 24-0  
 11/6 at Miami L 6-45  
 11/13 at Ohio Wesleyan L 20-32  
 Record: 5-3-1  
 Points: 194, Opposition 104





# RECORD BOOK • THROUGH THE YEARS

## 1944

Coach: Robert H. Whittaker  
 Captain: Donald Mohr

9/1	at Central Michigan	W 20-19
9/9	Miami+	L 7-28
9/16	at Ohio Wesleyan	W 13-6
9/23	Baldwin-Wallace	L 6-13
9/30	Alma	W 19-6
10/7	Ohio Wesleyan	W 41-0
10/14	at Case	W 20-18
10/21	at Bunker Hill Navy	L 7-27

Record: 5-3  
 Points: 133, Opposition 117  
 +played in Toledo, Ohio

## 1945

Coach: Robert H. Whittaker  
 Captain: Patrick Mulvihill

8/31	at Alma	W 15-0
9/7	Central Michigan	W 19-6
9/14	at Baldwin-Wallace	L 13-14
9/22	at Miami	L 0-26
9/29	at Ohio University	W 6-0
10/6	at Oberlin	L 0-28
10/13	Case	W 26-7

Record: 4-3  
 Points: 79, Opposition 81

## 1946

Coach: Robert H. Whittaker  
 Captains: Wayne Bordner, Stanley Yoder

9/28	at Central Michigan	L 0-7
10/5	Ball State	W 13-0
10/12	Miami	L 0-6
10/19	at Kent State	W 13-0
10/25	at Canisius	W 13-7
11/2	Oberlin	W 14-0
11/9	at St. Bonaventure	L 9-13
11/16	Xavier	W 33-6

Record: 5-3  
 Points: 95, Opposition 39

## 1947

Coach: Robert H. Whittaker  
 Captains: Wayne Bloker, James Knierim

9/20	at Xavier	L 0-2
9/27	Central Michigan	W 20-19
10/4	at Dayton	L 13-20
10/11	at Miami	L 19-33
10/18	Ohio University	W 2-0
10/25	Kent State	W 21-18
11/1	Findlay	W 26-9
11/8	at St. Bonaventure	L 14-21
11/15	Northern Iowa	W 19-7
11/22	at William & Mary	L 0-20

Record: 5-5  
 Points: 134, Opposition 149

## 1948

Coach: Robert H. Whittaker  
 Captain: Vern Dunham

9/25	at Ohio University	W 13-7
10/2	at Central Michigan	W 13-12
10/9	at Toledo	W 21-6
10/16	Morris Harvey	W 48-6
10/23	Baldwin-Wallace	W 33-28
10/30	at Findlay	W 28-7
11/6	at Kent State	W 23-14
11/13	Morningside	W 38-7
11/20	John Carroll	T 13-13

Record: 8-0-1  
 Points: 230, Opposition 100

## 1949

Coach: Robert H. Whittaker  
 Captain: Jack Woodland

9/24	Rider	W 47-14
10/1	Central Michigan	W 20-0
10/8	at Toledo	L 19-20
10/15	at Morris Harvey	L 0-21
10/22	at Baldwin-Wallace	L 21-34
10/28	at John Carroll	L 24-38
11/5	Kent State	W 27-6

11/12	at Mt. Union	W 35-7
11/19	Eastern Kentucky	L 13-21

Record: 4-5  
 Points: 206, Opposition 161

## 1950

Coach: Robert H. Whittaker  
 Captain: Doug Mooney

9/23	at Rider	T 0-0
9/30	Miami	L 6-54
10/7	Bradley	W 20-14
10/14	at Central Michigan	L 0-12
10/21	Baldwin-Wallace	T 34-34
10/28	at Toledo	W 39-14
11/4	at Kent State	L 6-19
11/11	Youngstown	W 22-7
11/18	at Eastern Kentucky	L 7-34

Record: 3-4-2  
 Points: 134, Opposition 188

## 1951

Coach: Robert H. Whittaker  
 Captains: Ollie Glass, Eugene Aldridge

9/22	Ohio Wesleyan	W 23-13
9/29	at Miami	L 7-46
10/6	Mt. Union	L 13-26
10/13	at Ohio University	L 7-28
10/20	at Baldwin-Wallace	W 27-20
10/27	Toledo	L 6-12
11/3	Kent State	T 27-27
11/10	at Youngstown	W 20-0
11/17	at Bradley	W 20-6

Record: 4-4-1  
 Points: 150, Opposition 178

## 1952

Coach: Robert H. Whittaker  
 Captain: Darrell Clay

9/20	Central Michigan	W 20-7
9/27	Miami	L 7-42
10/4	at Ohio Wesleyan	W 45-0
10/11	at Bradley	W 21-14
10/18	Baldwin-Wallace	W 27-19
10/25	at Toledo	W 29-19
11/1	at Kent State	W 44-21
11/8	Youngstown	W 50-0
11/15	Ohio University	L 14-33

Record: 7-2  
 Points: 257, Opposition 155

## 1953

Coach: Robert H. Whittaker  
 Captain: James Ladd

9/18	at Youngstown	L 7-20
9/26	at Miami	L 0-47
10/2	at Temple	L 0-27
10/10	Bradley	W 39-13
10/17	at Baldwin-Wallace	L 27-35
10/24	Toledo	L 19-20
10/31	Kent State	L 7-41
11/7	Heidelberg	L 6-27
11/14	at Ohio University	L 14-22

Record: 1-8  
 Points: 119, Opposition 252

## 1954

Coach: Robert H. Whittaker  
 Captain: John Ladd

9/18	at Dayton	W 18-0
9/25	Miami	L 7-46
10/2	Waynesburg	L 7-12
10/9	at Western Mich.	L 15-20
10/16	Baldwin-Wallace	W 13-0
10/23	at Toledo	L 7-38
10/30	at Kent State	L 25-28
11/6	Marshall	L 19-26
11/13	Ohio University	L 14-26

Record: 2-7  
 Points: 125, Opposition: 196

## 1955

Coach: Doyt L. Perry  
 Captain: Jack Hecker

9/17	Defiance	W 40-0
9/23	at Kent State	T 6-6
10/1	Western Michigan	W 35-0

10/8	John Carroll	W 30-0
10/15	at Baldwin-Wallace	W 34-14
10/22	Toledo	W 39-0
10/29	at Marshall	W 27-26
11/5	at Miami	L 0-7
11/12	at Ohio University	W 13-0

Record: 7-1-1  
 Points: 224, Opposition 53

## 1956

Coach: Doyt L. Perry  
 Captains: Jack Giroux, Harold Peek

9/15	Defiance	W 73-0
9/22	Kent State	W 17-0
9/29	at Western Mich.	W 27-13
10/6	at Drake	W 46-7
10/13	at Baldwin-Wallace	W 32-21
10/20	at Toledo	W 34-12
10/27	Marshall	W 34-12
11/3	Miami	T 7-7
11/10	Ohio University	W 41-27

Record: 8-0-1  
 Points: 311, Opposition 99

## 1957

Coach: Doyt L. Perry  
 Captain: Tim Murnen

9/21	Baldwin-Wallace	W 60-7
9/28	at Xavier	W 16-0
10/5	at Delaware	W 7-0
10/12	Western Michigan	T 14-14
10/19	Toledo	W 29-0
10/26	at Kent State	W 13-7
11/2	Miami	L 7-13
11/9	at Ohio University	T 7-7
11/16	at Marshall	W 14-7

Record: 6-1-2  
 Points: 167, Opposition 55

## 1958

Coach: Doyt L. Perry  
 Captain: Ray Reese

9/20	at Wichita State	W 20-14
9/27	Lockbourne AFB	W 27-6
10/4	at Dayton	W 25-0
10/11	at Western Mich.	W 40-6
10/18	at Toledo	W 31-16
10/25	Kent State	L 7-8
11/1	at Miami	L 14-28
11/8	Ohio University	W 33-6
11/15	Marshall	W 21-7

Record: 7-2  
 Points: 218, Opposition 91

## 1959

Coach: Doyt L. Perry  
 Captains: Robert Colburn, Robert Zimpfer

9/26	at Marshall	W 51-7
10/3	Dayton	W 14-0
10/10	Western Michigan	W 34-0
10/17	Toledo	W 51-21
10/24	at Kent State	W 25-8
10/31	Miami	W 33-16
11/7	at Southern Illinois	W 23-14
11/14	Delaware	W 30-8
11/21	at Ohio University	W 13-9

Record: 9-0  
 Points: 274, Opposition 83

## 1960

Coach: Doyt L. Perry  
 Captains: Bernie Casey, Jerry Colaneri

9/24	Marshall	W 14-7
10/1	at Miami	W 21-12
10/8	at Western Mich.	W 14-13
10/15	at Toledo	W 14-3
10/22	Kent State	W 28-0
10/29	Cal Poly SLO	W 50-6
11/5	Southern Illinois	W 27-6
11/12	Ohio University	L 7-14
11/19	at Texas Western	W 21-0

Record: 8-1  
 Points: 196, Opponents: 61

## 1961

Coach: Doyt L. Perry  
 Captains: Ray Kwiatkowski, Larry Smith

9/23	at Marshall	W 40-0
9/30	Dayton	W 28-11
10/7	Western Michigan	W 21-0
10/14	Toledo	W 17-6
10/21	at Kent State	W 21-6
10/28	Miami	L 6-7
11/4	West Texas State	W 28-6
11/11	at Ohio University	W 7-6
11/18	at Southern Illinois	W 20-0
11/23	*Fresno State	L 6-36

Record: 8-2  
 Points: 194, Opposition 78  
 \*Mercy Bowl (Los Angeles, CA)

## 1962

Coach: Doyt L. Perry  
 Captains: Robert Fearnside, Gary Sherman

9/22	Marshall	W 48-6
9/29	at Dayton	W 14-7
10/6	at Western Mich.	W 10-6
10/13	at Toledo	W 28-13
10/20	Kent State	W 45-6
10/27	at Miami	T 24-24
11/3	at West Texas State	L 7-23
11/10	Ohio University	W 7-6
11/17	Southern Illinois	W 21-0

Record: 7-1-1  
 Points: 204, Opposition 91

## 1963

Coach: Doyt L. Perry  
 Captains: John Doyle, William Violet

9/21	Detroit	W 27-14
9/28	at Southern Illinois	W 31-6
10/5	Dayton	W 28-0
10/12	Western Michigan	W 16-7
10/19	Toledo	W 22-20
10/26	at Kent State	W 18-3
11/2	Miami	L 12-21
11/9	at Marshall	W 21-14
11/16	at Ohio University	L 0-16
11/23	Xavier	W 26-15

Record: 8-2  
 Points: 201, Opposition 116

## 1964

Coach: Doyt L. Perry  
 Captains: Thomas Reicosky, Jerry Ward, James Wisser

9/19	Southern Illinois	W 35-12
9/26	at North Texas	W 21-7
10/3	Dayton	W 35-0
10/10	at Western Mich.	W 28-8
10/17	at Toledo	W 31-14
10/24	Kent State	W 41-0
10/31	at Miami	W 21-18
11/7	Marshall	W 28-0
11/14	Ohio University	L 0-21
11/21	at Xavier	W 35-7

Record: 9-1  
 Points: 275, Opponents 87

## 1965

Coach: Bob Gibson  
 Captains: William Earhart, James Violet, Dwight Wallace

9/18	Cal St. Los Angeles	W 21-0
9/25	at West Texas State	L 0-34
10/2	at Dayton	W 9-0
10/9	Western Michigan	W 21-17
10/16	Toledo	W 21-14
10/23	at Kent State	W 7-6
10/30	Miami	L 7-23
11/6	at Marshall	W 20-6
11/13	at Ohio University	W 17-7

Record: 7-2  
 Points: 123, Opposition 107



# RECORD BOOK • THROUGH THE YEARS

## 1966

Coach: Bob Gibson  
 Captain: Mike Weger

9/17	at Tampa	L	13-20
9/24	Dayton	W	13-0
10/1	at Western Mich.	L	14-16
10/8	at Toledo	W	14-13
10/15	Kent State	L	12-35
10/22	at Miami	W	17-14
10/29	Marshall	W	14-6
11/5	Ohio University	W	28-0
11/12	at Temple	W	62-20

Record: 6-3  
 Points: 187, Opposition 124

## 1967

Coach: Bob Gibson  
 Captains: Chester Boyer, Dave Seiter

9/23	Quantico Marines	W	29-0
9/30	at Dayton	W	7-0
10/7	Western Michigan	L	6-10
10/14	Toledo	L	0-33
10/21	at Kent State	W	7-6
10/28	Miami	L	7-9
11/4	at Marshall	W	9-7
11/11	at Ohio University	L	7-31
11/18	Northern Illinois	W	17-7
11/25	at Cal St. LA	W	42-27

Record: 6-4  
 Points: 131, Opposition 130

## 1968

Coach: Don Nehlen  
 Captain: Dennis Zolciak

9/21	Ball State	W	62-8
9/28	Dayton	W	20-14
10/5	at Western Mich.	W	17-10
10/12	at Toledo	T	0-0
10/19	Kent State	W	30-7
10/26	at Miami	L	7-31
11/2	Marshall	W	54-28
11/9	Ohio University	L	27-28
11/16	at Northern Illinois	L	6-7
11/23	at Xavier	W	44-14

Record: 6-3-1  
 Points: 267, Opposition 147

## 1969

Coach: Don Nehlen  
 Captains: Joe Green, Dave Roese

9/20	Utah State	L	6-14
9/27	at Dayton	W	27-7
10/4	Western Michigan	W	21-10
10/11	Toledo	L	26-27
10/18	at Kent State	W	7-0
10/25	Miami	W	3-0
11/1	at Marshall	L	16-21
11/8	at Ohio University	W	23-16
11/15	at West Texas	L	12-28
11/22	Northern Illinois	W	38-23

Record: 6-4  
 Points: 179, Opposition 146

## 1970

Coach: Don Nehlen  
 Captains: Phil Villapiano, Dave Finley, Vern Wireman

9/19	at Utah State	L	14-33
9/26	Dayton	T	14-14
10/3	at Western Mich.	L	3-23
10/10	at Toledo	L	0-20
10/17	Kent State	W	44-0
10/24	at Miami	L	3-7
10/31	Marshall	W	26-24
11/7	Ohio University	L	7-34
11/14	West Texas State	L	7-23

Record: 2-6-1  
 Points: 118, Opposition 178

## 1971

Coach: Don Nehlen  
 Captains: Don Plusquellic, Jerry Fields, Larry Meador

9/18	at Ohio University	W	20-19
9/25	East Carolina	W	47-21
10/2	Western Michigan	W	23-6

10/9	Toledo	L	7-24
10/16	at Kent State	W	46-33
10/23	Miami	W	33-7
10/30	at Marshall	L	10-12
11/6	at Texas Arlington	W	34-17
11/13	Xavier	L	27-42
11/20	at Dayton	L	16-26

Record: 6-4  
 Points: 263, Opposition 207

## 1972

Coach: Don Nehlen  
 Captains: Bill Montrie, Bill Pittman

9/16	at Purdue	W	17-14
9/23	at Miami	W	16-7
9/30	at Western Mich.	T	13-13
10/7	at Toledo	W	19-8
10/14	Kent State	L	10-14
10/21	at San Diego State	L	19-35
10/28	Marshall	W	46-7
11/4	Ohio University	W	17-0
11/11	Dayton	W	17-0
11/18	at Tampa	L	22-29

Record: 6-3-1  
 Points: 184, Opposition 127

## 1973

Coach: Don Nehlen  
 Captains: Greg Meczka, John Villapiano

9/15	at Syracuse	W	41-14
9/22	at Dayton	W	31-16
9/29	Western Michigan	W	31-20
10/6	Toledo	W	49-35
10/13	at Kent State	L	7-21
10/20	Miami	L	8-31
10/27	at Marshall	W	24-21
11/3	at Ohio University	L	23-24
11/10	Eastern Michigan	W	31-7
11/17	Northern Illinois	W	21-20

Record: 7-3  
 Points: 266, Opposition 209

## 1974

Coach: Don Nehlen  
 Captains: Joe Russell, Hal Thomas

9/14	at East Carolina	L	6-24
9/21	Dayton	W	41-21
9/28	at Western Mich.	W	21-13
10/5	at Toledo	L	19-24
10/12	Kent State	W	26-10
10/19	at Miami	L	10-34
10/26	Marshall	W	28-3
11/2	Ohio University	L	22-33
11/9	Arkansas State	W	17-0
11/16	at So. Mississippi	W	38-20
11/23	at San Diego State	T	21-21

Record: 6-4-1  
 Points: 249, Opposition 203

## 1975

Coach: Don Nehlen  
 Captains: Steve Studer, Art Thompson

9/13	at Brigham Young	W	23-21
9/20	So. Mississippi	W	16-14
9/27	at Dayton	W	21-14
10/4	Western Michigan	W	28-0
10/11	Toledo	W	34-17
10/18	Kent State+	W	35-9
10/25	Miami	L	17-20
11/1	Ball State	L	20-27
11/8	at Ohio University	W	19-17
11/15	at Southern Illinois	W	48-6
11/22	at Texas Arlington	L	17-21

Record: 8-3  
 Points: 278, Opposition 166  
 + played at Cleveland Municipal Stadium

## 1976

Coach: Don Nehlen  
 Captains: Greg Davidson, Dan Saleet

9/11	at Syracuse	W	22-7
9/18	Eastern Michigan	W	53-12
9/25	San Diego State	L	15-27
10/2	at Western Mich.	W	31-28
10/9	at Toledo	W	29-28
10/16	Kent State	W	17-13

10/23	at Miami	L	7-9
10/30	Central Michigan	L	28-38
11/6	Ohio University	L	26-31
11/13	Southern Illinois	W	35-7
11/20	at Tenn.-Chatt.	L	29-49

Record: 6-5  
 Points: 292, Opposition 249

## 1977

Coach: Denny Stolz  
 Captains: Doug Smith, Mark Miller, Alex Prosak

9/10	at Grand Valley St.	W	17-6
9/17	at Eastern Michigan	L	6-16
9/24	Iowa State	L	21-35
10/1	Western Michigan	W	34-14
10/8	Toledo	W	21-13
10/15	at Kent State	W	14-10
10/22	Miami	L	13-33
10/29	at Central Michigan	L	28-35
11/5	Tenn.-Chattanooga	L	33-37
11/12	at Ohio University	W	39-27
11/19	at Hawaii	L	21-41
11/26	at Long Beach St.	L	28-29

Record: 5-7  
 Points: 275, Opposition 296

## 1978

Coach: Denny Stolz  
 Captains: Dirk Abernathy, Joe Studer

9/9	at Villanova	L	28-35
9/16	at Eastern Michigan	W	43-6
9/23	Grand Valley State	W	49-3
9/30	at Western Michigan	L	20-24
10/7	at Toledo	W	45-27
10/14	Kent State	W	28-20
10/21	at Miami	L	7-18
10/28	Central Michigan	L	7-38
11/4	Ball State	L	14-39
11/11	at So. Mississippi	L	21-38
11/18	Ohio University	L	15-19

Record: 4-7  
 Points: 277, Opposition 267

## 1979

Coach: Denny Stolz  
 Captains: Bob Harris, Mike Wright

9/8	Eastern Michigan	W	32-6
9/15	at Iowa State	L	10-38
9/22	Central Michigan	L	0-24
9/29	at Western Mich.	W	15-3
10/6	Toledo	L	17-23
10/13	at Kent State	W	28-17
10/20	Miami	L	3-21
10/27	at Ball State	L	23-38
11/3	at Kentucky	L	14-20
11/10	So. Mississippi	W	31-27
11/17	at Ohio University	L	21-48

Record: 4-7  
 Points: 194, Opposition 265

## 1980

Coach: Denny Stolz  
 Captains: Craig Valentine, Tim Ross, Dan Shetler

9/6	at Richmond	L	17-20
9/13	Eastern Michigan	L	16-18
9/20	Long Beach	L	21-23
9/27	at Kentucky	L	20-21
10/4	at Western Mich.	W	17-14
10/11	at Toledo	W	17-6
10/18	Kent State	W	24-3
10/25	at Miami	L	3-7
11/1	Ball State	W	24-21
11/8	at Central Michigan	L	10-32
11/22	Ohio University	L	20-21

Record: 4-7  
 Points: 189, Opposition 186

## 1981

Coach: Denny Stolz  
 Captains: Tom Glendening, Doug Carr, Craig Valentine

9/12	at Baylor	L	0-38
9/19	at Ohio University	L	21-23
9/26	at Michigan State	L	7-10

10/3	Western Michigan	L	7-21
10/10	Miami	T	7-7
10/17	at Northern Illinois	W	17-10
10/24	Toledo	W	38-0
10/30	Kent State	W	13-7
11/7	at Ball State	W	14-10
11/14	at Eastern Mich.	W	28-0
11/21	Central Michigan	L	3-6

Record: 5-5-1  
 Points: 155, Opposition 132

## 1982

Coach: Denny Stolz  
 Captains: Terry Gyetvai, Shawn Potts, Andre Young

9/4	Ohio University	W	40-0
9/18	at Central Michigan	W	34-30
10/2	Western Michigan	W	7-3
10/9	at Miami	L	12-17
10/16	Northern Illinois	W	20-18
10/23	at Toledo	L	10-24
10/30	at Kent State	W	41-7
11/6	Ball State	W	28-7
11/13	Eastern Michigan	W	24-7
11/20	at Long Beach	L	7-24
11/25	at North Carolina	L	14-33
12/18	*at Fresno State	L	28-29

Record: 7-5  
 Points: 265, Opposition 199  
 \*California Bowl (Fresno, CA)

## 1983

Coach: Denny Stolz  
 Captains: Martin Bayless, Mark Emans

9/10	at Fresno State	W	35-27
9/17	at Brigham Young	L	28-63
9/24	Miami	W	17-14
10/1	at Eastern Mich.	W	26-21
10/8	Toledo	L	3-6
10/15	at Western Mich.	W	23-20
10/22	at Northern Illinois	L	23-24
10/29	Central Michigan	W	15-14
11/5	Ball State	W	45-30
11/12	at Ohio University	W	24-20
11/19	Kent State	W	38-3

Record: 8-3  
 Points: 277, Opposition 242

## 1984

Coach: Denny Stolz  
 Captains: Joe Prchlik, Brian Johnson, Dean Hall

9/8	Richmond	W	55-28
9/15	at Oklahoma State	L	14-31
9/22	at Miami	W	41-10
9/29	Eastern Michigan	W	35-27
10/6	at Toledo	L	6-17
10/13	Western Michigan	W	34-7
10/20	Northern Illinois	W	28-6
10/27	at Central Michigan	L	21-42
11/3	at Ball State	W	38-13
11/10	Ohio University	W	28-7
11/17	at Kent State	W	27-10

Record: 8-3  
 Points: 327, Opposition 198

## 1985

Coach: Denny Stolz  
 Captains: Brian McClure, Chris Hartman, Stan Hunter

9/7	at Ball State	W	31-6
9/14	at Kentucky	W	30-26
9/21	Miami	W	28-24
9/28	Akron	W	27-22
10/5	at Western Mich.	W	48-7
10/12	at Eastern Mich.	W	42-24
10/19	Central Michigan	W	23-18
10/26	Kent State	W	26-14
11/2	at Northern Illinois	W	34-14
11/16	Toledo	W	21-0
11/23	at Ohio University	W	38-17
12/14	*at Fresno State	L	7-51

Record: Won 11, Lost 1  
 Points: 355, Opposition 223  
 \*California Bowl (Fresno, CA)





# RECORD BOOK • THROUGH THE YEARS

## 1986

Coach: Moe Ankney  
 Captains: Gerald Bayless, Paul Schweitzer  
 9/6 Ohio University W 21-16  
 9/13 at Minnesota L 7-31  
 9/20 at Central Michigan L 10-20  
 9/27 at Miami L 7-24  
 10/4 Western Michigan W 17-3  
 10/11 Eastern Michigan W 24-10  
 10/18 at Washington L 0-48  
 10/25 at Kent State W 31-15  
 11/1 Northern Illinois L 8-16  
 11/8 Ball State W 20-17  
 11/15 at Toledo L 3-22  
 Record: 5-6  
 Points: 148, Opposition 222

## 1987

Coach: Moe Ankney  
 Captains: John Hunter, Mike Otten  
 9/5 at Penn State L 19-45  
 9/12 Youngstown State L 17-20  
 9/19 at Ball State W 24-0  
 9/26 Western Michigan L 27-34  
 10/3 at Arizona L 7-45  
 10/10 at Ohio University W 28-7  
 10/17 Toledo W 20-6  
 10/31 at Miami L 7-17  
 11/7 Kent W 30-20  
 11/14 at Eastern Michigan L 18-38  
 11/21 Central Michigan W 18-17  
 Record: 5-6  
 Points: 215, Opposition 249

## 1988

Coach: Moe Ankney  
 Captains: Kyle Kramer, Eric Smith  
 9/3 at West Virginia L 14-62  
 9/10 Ball State L 10-34  
 9/17 at Texas Christian L 12-49  
 9/24 at Toledo L 5-34  
 10/1 at Western Mich. L 10-37  
 10/8 Ohio W 42-0  
 10/15 at Central Michigan L 3-21  
 10/22 Youngstown State W 20-16  
 10/29 Miami T 21-21  
 11/5 at Kent L 19-31  
 11/12 Eastern Michigan L 3-28  
 Record: 2-8-1  
 Points: 159, Opposition 333

## 1989

Coach: Moe Ankney  
 Captains: Larry Lambright, Rich Dackin, Mike Holmes  
 9/9 at East Carolina L 6-41  
 9/16 Ball State L 3-28  
 9/23 Central Michigan W 24-20  
 9/30 Akron L 24-38  
 10/7 at Ohio W 31-28  
 10/14 Toledo W 27-23  
 10/21 at Eastern Michigan L 13-21  
 10/28 at Miami L 13-17  
 11/4 Kent W 51-28  
 11/11 at Western Mich. W 31-30  
 11/18 at Tulsa L 10-45  
 Record: 5-6  
 Points: 233, Opposition 319

## 1990

Coach: Moe Ankney  
 Captains: Charles Dotson, Brian Sherman, Pat Jackson  
 9/2 Cincinnati+ W 34-20  
 9/8 at Virginia Tech L 7-21  
 9/22 at Central Michigan L 0-17  
 9/29 at Ball State L 6-16  
 10/6 Ohio T 10-10  
 10/13 at Toledo L 13-19  
 10/20 Eastern Michigan W 25-15  
 10/27 Miami T 10-10  
 11/3 at Kent W 20-16  
 11/10 Western Michigan L 13-19  
 Record: 3-5-2  
 Points: 138, Opposition 163  
 +played at Riverfront Stadium

## 1991

Coach: Gary Blackney  
 Captains: Brian Sherman, Terry Wilson  
 8/31 Eastern Michigan W 17-6  
 9/5 at West Virginia L 17-24  
 9/21 Cincinnati W 20-16  
 9/28 at Navy W 22-19  
 10/5 Central Michigan W 17-10  
 10/12 at Ohio W 45-14  
 10/19 Toledo W 24-21  
 10/26 at Western Mich. W 23-10  
 11/2 at Miami W 17-7  
 11/9 Kent W 35-7  
 11/16 at Ball State W 14-13  
 12/14 \*at Fresno State W 28-21  
 Record: 11-1  
 Points: 279, Opposition 168  
 \*California Raisin Bowl (Fresno, CA)

## 1992

Coach: Gary Blackney  
 Captains: Erik White, Artie Mangham, Dave Bielinski  
 9/3 Western Michigan W 29-19  
 9/12 at Ohio State L 6-17  
 9/19 at Wisconsin L 18-39  
 9/26 East Carolina W 44-34  
 10/3 at Central Michigan W 17-14  
 10/10 Ohio W 31-14  
 10/17 at Toledo W 10-9  
 10/24 at Akron W 24-3  
 10/31 Miami W 44-24  
 11/7 at Kent W 28-22  
 11/14 Ball State W 38-6  
 12/18 \*Nevada W 35-34  
 Record: 10-2  
 Points: 324, Opposition 235  
 \*Las Vegas Bowl (Las Vegas, NV)

## 1993

Coach: Gary Blackney  
 Captains: Vince Palko, Zeb Jackson  
 9/4 at Virginia Tech L 16-33  
 9/11 Cincinnati W 21-7  
 9/25 at Navy L 20-27  
 10/2 Toledo W 17-10  
 10/9 at Ohio W 20-0  
 10/16 Akron W 49-7  
 10/23 at Ball State T 26-26  
 10/30 at Miami W 30-25  
 11/6 Kent W 40-7  
 11/13 at Central Michigan L 15-17  
 11/20 Western Michigan T 14-14  
 Record: 6-3-2  
 Points: 268, Opposition 173

## 1994

Coach: Gary Blackney  
 Captains: Vince Palko, Rameir Martin  
 9/1 at N. Carolina State L 15-20  
 9/10 at Akron W 45-0  
 9/17 Navy W 59-21  
 9/24 at Eastern Mich. W 30-13  
 10/1 at Cincinnati W 38-0  
 10/8 Ohio W 32-0  
 10/15 at Toledo W 31-16  
 10/22 Ball State W 59-36  
 10/29 Miami W 27-16  
 11/5 at Kent W 22-16  
 11/12 Central Michigan L 33-36  
 Record: 9-2  
 Points: 391, Opposition 174

## 1995

Coach: Gary Blackney  
 Captains: Cal Bowers, Greg Cepek, Jason Woullard  
 8/31 Louisiana Tech L 21-28  
 9/9 at Missouri W 17-10  
 9/16 Akron W 50-12  
 9/23 at Central Michigan L 16-22  
 9/30 at Temple W 37-31  
 10/7 Miami L 0-21  
 10/14 at Ball State L 10-30  
 10/21 Toledo L 16-35  
 10/28 at Western Mich. L 0-17

11/4 Ohio W 33-7  
 11/11 at Kent W 26-15  
 Record: 5-6  
 Points: 226, Opposition 228

## 1996

Coach: Gary Blackney  
 Captains: Kevin O'Neill, Courtney Davis  
 8/31 at Alabama L 7-21  
 9/14 Temple W 20-16  
 9/21 at Miami W 14-10  
 9/28 Central Michigan W 31-27  
 10/5 at Toledo L 16-24  
 10/12 Kent W 31-24  
 10/19 Ball State L 11-16  
 10/26 at Ohio L 0-38  
 11/2 at Akron L 14-21  
 11/9 Western Mich. (OT) L 13-16  
 11/16 at Central Florida L 19-27  
 Record: 4-7  
 Points: 176, Opposition 240

## 1997

Coach: Gary Blackney  
 Captains: Kevin O'Neill, John Kuck  
 8/30 at Louisiana Tech L 23-30  
 9/6 Miami W 28-21  
 9/13 at Ohio State L 13-44  
 9/20 at Akron W 31-28  
 9/27 at Kansas State L 0-58  
 10/4 Northern Illinois W 35-10  
 10/11 Western Michigan L 21-34  
 10/18 at Ohio L 0-24  
 10/25 Toledo L 20-35  
 11/1 at Kent L 20-29  
 11/8 at Marshall L 0-28  
 Record: 3-8  
 Points: 191, Opposition 341

## 1998

Coach: Gary Blackney  
 Captains: Tony Holcomb, Morty Bryce  
 9/5 at Missouri L 0-37  
 9/12 at Penn State L 3-48  
 9/26 Central Florida L 31-38  
 10/3 Ohio W 35-7  
 10/10 at Miami L 12-24  
 10/17 at Toledo L 16-24  
 10/24 Kent W 42-21  
 10/31 Marshall W 34-13  
 11/7 Akron W 58-21  
 11/14 at Western Michigan L 27-56  
 11/21 at Northern Illinois W 34-23  
 Record: 5-6  
 Points: 292, Opposition 312

## 1999

Coach: Gary Blackney  
 Captains: D.J. Durkin, Brent Martin  
 9/4 at Pittsburgh L 10-30  
 9/11 Tennessee Tech W 40-15  
 9/18 at Marshall L 16-35  
 9/25 at Kent L 27-41  
 10/2 Toledo W 34-23  
 10/9 Miami L 31-45  
 10/16 at Akron L 25-55  
 10/23 at Ohio L 14-17  
 10/30 Central Michigan W 31-7  
 11/13 Ball State W 35-14  
 11/20 at Central Fla. (OT) W 33-30  
 Record: 5-6  
 Points: 326, Opposition 312

## 2000

Coach: Gary Blackney  
 Captains: D.J. Durkin, Eric Curl, Rob Fehrman  
 9/2 at Michigan L 7-42  
 9/9 Pittsburgh L 16-34  
 9/16 at Temple L 14-31  
 9/23 at Buffalo L 17-20  
 9/30 at Kent State W 18-11  
 10/7 Akron L 21-27  
 10/14 at Miami L 10-24  
 10/21 Eastern Michigan W 20-6  
 11/4 Marshall L 13-20

11/11 Ohio L 21-23  
 11/22 at Toledo L 17-51  
 Record: 2-9  
 Points: 174, Opposition 289

## 2001

Coach: Urban Meyer  
 Captains: Khary Campbell, Kurt Gerling, Ryan Wingrove, Malcolm Robinson  
 9/1 at Missouri W 20-13  
 9/8 Buffalo W 35-0  
 9/22 Temple W 42-23  
 9/29 at Marshall L 31-37  
 10/6 Kent State W 24-7  
 10/13 at W. Michigan L 28-37  
 10/20 at Akron W 16-11  
 11/3 Miami L 21-24  
 11/10 at Ohio W 17-0  
 11/17 at Northwestern W 43-42  
 11/23 Toledo W 56-21  
 Record: 8-3  
 Points: 333, Opposition 215

## 2002

Coach: Urban Meyer  
 Captains: Chris Haneline, Robert Redd, Andy Sahm, Jon Mazur  
 8/29 Tennessee Tech W 41-7  
 9/14 Missouri W 51-28  
 9/21 at Kansas W 39-16  
 10/5 Ohio W 72-21  
 10/12 at Central Michigan W 45-35  
 10/19 Western Michigan W 48-45  
 10/26 Ball State W 38-20  
 11/2 at Kent State W 45-14  
 11/9 at Northern Illinois L 17-26  
 11/16 at South Florida L 7-29  
 11/23 Eastern Michigan W 63-21  
 11/30 at Toledo L 24-42  
 Record: 9-3  
 Points: 490, Opposition 304

## 2003

Coach: Gregg Brandon  
 Captains: Jovon Burkes, Josh Harris, Mitch Hewitt, Craig Jarrett  
 8/28 Eastern Kentucky W 63-13  
 9/6 at #16 Purdue W 27-26  
 9/13 Liberty W 62-3  
 9/20 at #4 Ohio State L 17-24  
 10/4 Central Michigan W 23-3  
 10/11 at Western Michigan W 32-21  
 10/18 at Eastern Michigan W 33-20  
 10/25 #12 N. Illinois W 34-18  
 11/4 at Miami L 10-33  
 11/15 Kent State W 42-33  
 11/22 at Ball State W 41-14  
 11/29 Toledo W 31-23  
 12/4 Miami (MAC Chmp) L 27-49  
 12/26 \*Northwestern W 28-24  
 Record: 11-3  
 Points: 470, Opposition 304  
 \*Motor City Bowl (Detroit, Michigan)

## 2004

Coach: Gregg Brandon  
 Captains: Jovon Burkes, Mike Thaler, Scott Mruczkowski, Cole Magner  
 9/4 at Oklahoma L 24-40  
 9/11 SE Missouri State W 49-10  
 9/24 at Northern Illinois L 17-34  
 10/2 at Temple W 70-16  
 10/9 at Central Michigan W 38-14  
 10/16 Ball State W 51-13  
 10/23 at Ohio W 41-16  
 10/30 Eastern Michigan W 41-20  
 11/6 Western Michigan W 52-0  
 11/13 Marshall W 56-35  
 11/23 at Toledo L 41-49  
 12/22 \*Memphis W 52-35  
 Record: 9-3  
 Points: 532, Opposition 282  
 \*GMAC Bowl (Mobile, Alabama)



# RECORD BOOK • THROUGH THE YEARS

## 2005

Coach: Gregg Brandon  
 Captains: Steve Sanders, Teddy Piepkow, Rob Warren, Mike Thaler, Omar Jacobs

9/3	at Wisconsin	L	42-56
9/10	at Ball State	W	40-31
9/21	at Boise State	L	20-48
10/1	Temple	W	70-7
10/8	Ohio	W	38-14
10/15	at Buffalo	W	27-7
10/22	Western Michigan	L	14-45
10/29	Akron	L	14-24
11/5	at Kent State	W	24-14
11/15	at Miami	W	42-14
11/22	Toledo (2OT)	L	41-49

Record: 6-5  
 Points: 372, Opposition 304

## 2006

Coach: Gregg Brandon  
 Captains: Ken Brantley, Kory Lichtensteiger, Devon Parks, Brad Williams

9/2	Wisconsin	L	35-14
9/9	Buffalo	W	48-40
9/16	at Florida International	W	33-28
9/23	Kent State	L	38-3
9/30	at Ohio	W	21-9
10/7	at Ohio State	L	35-7
10/14	Eastern Michigan	W	24-21
10/19	at Central Michigan	L	31-14
10/28	at Temple	L	28-14
11/4	at Akron	L	35-28
11/15	Miami	L	9-7
11/21	Toledo	L	31-21

Record: 4-8  
 Points: 234, Opposition 340

## 2007

Coach: Gregg Brandon  
 Captains: Kory Lichtensteiger, Loren Hargrove, Antonio Smith, Corey Partridge, Sean O'Drobinak

9/1	at Minnesota (OT)	W	32-31
9/8	at Michigan State	L	28-17
9/22	Temple	W	48-35
9/29	Western Kentucky	W	41-21
10/6	at Boston College	L	55-24
10/13	at Miami	L	47-14
10/20	at Kent State	W	31-20
10/27	Ohio	L	38-27
11/2	Akron	W	44-20
11/9	at Eastern Michigan	W	39-32
11/17	at Buffalo	W	31-17
11/23	Toledo	W	37-10
1/06	Tulsa*	L	63-7

Record: 8-5  
 Points: 392, Opposition 417  
 \* GMAC Bowl (Mobile, Ala.)

## 2008

Coach: Gregg Brandon  
 Captains: Corey Partridge, Antonio Smith, John Haneline, Jeff Fink, Brandon Curtis

8/30	at Pittsburgh	W	27-17
9/6	Minnesota	L	42-17
9/13	at Boise State	L	20-7
9/27	at Wyoming	W	45-16
10/4	Eastern Michigan	L	24-21
10/11	at Akron	W	37-33
10/18	Miami	L	27-20
10/25	at Northern Illinois	L	16-13
11/1	Kent State	W	45-30
11/8	at Ohio	W	28-3
11/21	Buffalo (2OT)	L	40-34
11/28	at Toledo	W	38-10

Record: 6-6  
 Points: 332, Opposition 278

## 2009

Coach: Dave Clawson  
 Captains: Freddie Barnes, Cody Basler, Jahmal Brown, Jimmy Scheidler, Tyler Sheehan

9/3	Troy	W	31-14
9/12	at #25 Missouri	L	27-20
9/19	at Marshall	L	17-10
9/26	#4 Boise State	L	49-14
10/3	Ohio	L	44-37
10/10	at Kent State	W	36-35
10/17	at Ball State	W	31-17
10/24	Central Michigan	L	24-10
11/3	at Buffalo	W	30-29
11/12	at Miami	W	35-14
11/20	Akron	W	36-20
11/27	Toledo	W	38-24
12/30	Idaho *	L	43-42

Record: 7-6  
 Points: 370, Opposition 357  
 \* Humanitarian Bowl (Boise, ID)

## 2010

Coach: Dave Clawson  
 Captains: Ben Bojicic, Eugene Fells, Willie Geter, Calvin Wiley

9/4	at Troy	L	30-27
9/11	at Tulsa	L	33-20
9/18	Marshall	W	44-28
9/25	at Michigan	L	65-21
10/2	Buffalo	L	28-26
10/9	at Ohio	L	49-25
10/16	at Temple	L	28-27
10/23	Kent State	L	30-6
10/30	at Central Michigan	W	17-14
11/10	Miami	L	24-21
11/17	at Toledo	L	33-14
11/26	Western Michigan	L	41-7

Record: 2-10  
 Points: 255, Opposition 403

## 2011

Coach: Dave Clawson  
 Captains: Ben Bojicic, Chris Jones

9/1	at Idaho	W	32-15
9/10	Morgan State	W	58-13
9/17	Wyoming	L	28-27
9/24	at Miami	W	37-23
10/1	at West Virginia	L	55-10
10/8	at Western Michigan	L	45-21
10/15	Toledo	L	28-21
10/22	Temple	W	13-10
10/29	at Kent State	L	27-15
11/8	Northern Illinois	L	45-14
11/16	Ohio	L	29-28
11/25	at Buffalo	W	42-28

Record: 5-7  
 Points: 318, Opposition 346

## 2012

Coach: Dave Clawson  
 Captains: Dominic Flewellyn, Ronnie Goble, Chris Jones, Matt Schilz, Paul Swan, Bart Tanski

9/1	at #23 Florida	L	27-14
9/8	Idaho	W	21-13
9/15	at Toledo	L	27-15
9/22	at Virginia Tech	L	37-0
9/29	Rhode Island	W	48-8
10/6	at Akron	W	24-10
10/13	Miami	W	37-12
10/20	at UMass	W	24-0
10/27	Eastern Michigan	W	24-3
11/07	at Ohio	W	26-14
11/17	#25 Kent State	L	31-24
11/23	Buffalo \$	W	21-7
12/27	vs. #24 San Jose State #	L	29-20

Record: 8-5  
 Points: 298, Opposition 218  
 \$ Contested played at Columbus Crew Stadium in Columbus, Ohio  
 # Military Bowl (Washington D.C.)

## 2013

Coach: Dave Clawson  
 Captains: Dominic Flewellyn, Ronnie Goble, Chief Kekuewa, Alex Bayer, BooBoo Gates, Paul Swan, Gabe Martin, Jaius Campbell

8/29	Tulsa	W	34-7
9/7	at Kent State	W	41-22
9/14	at Indiana	L	10-42
9/21	Murray State	W	48-7
9/28	Akron	W	31-14
10/5	UMass	W	28-7
10/12	at Mississippi State	L	20-21
10/26	Toledo	L	25-28
11/5	at Miami	W	45-3
11/12	Ohio	W	49-0
11/23	at Eastern Michigan	W	58-7
11/29	at Buffalo	W	24-7
12/6	vs. Northern Illinois *	W	47-27
12/26	vs. Pittsburgh #	L	27-30

Record: 10-4  
 Points: 487, Opposition 222  
 \* MAC Championship Game (Ford Field - Detroit, Mich.)  
 # Little Caesars Pizza Bowl (Ford Field - Detroit, Mich.)

## 2014

Coach: Dino Babers  
 Captains: Gabe Martin, Alex Huettel

8/29	at Western Kentucky	L	31-59
9/6	VMI	W	48-7
9/13	Indiana	W	45-42
9/20	at Wisconsin	L	17-68
9/27	UMass	W	47-42
10/4	Buffalo	W	36-35
10/11	at Ohio	W	31-13
10/18	Western Michigan	L	14-26
11/4	at Akron	W	27-10
11/12	Kent State	W	30-20
11/19	at Toledo	L	20-27
11/28	Ball State	L	24-41
12/5	vs. Northern Illinois *	L	17-51
12/20	vs. South Alabama #	W	33-28

Record: 8-6  
 Points: 420, Opposition 469  
 \* MAC Championship Game (Ford Field - Detroit, Mich.)  
 # Camellia Bowl (Cramton Bowl - Montgomery, Ala.)





# RECORD BOOK • HEAD COACHING RECORDS

RECORD BOOK



Dino Babers



Dave Clawson



Gregg Brandon



Urban Meyer



Gary Blackney



Moe Ankney



Denny Stolz



Don Nehlen



Bob Gibson



Doyt Perry



Robert Whittaker



Harry Ockerman



Warren Steller



R.B. McCandless



Allen Snyder



Earl Krieger



Walter Jean



John Stitt

## YEAR-BY-YEAR RECORDS

Year	W-L-T	Pct.	Coach
1919	0-3-0	.000	Stitt
1920	1-4-0	.200	Jean
1921	3-1-1	.700	Krieger
1922	4-2-1	.643	Snyder
1923	3-5-0	.375	McCandless
1924	3-4-0	.429	Steller
1925	3-1-3	.643	Steller
1926	4-3-1	.563	Steller
1927	5-1-1	.786	Steller
1928	5-0-2	.857	Steller
1929	4-2-1	.643	Steller
1930	6-0-2	.875	Steller
1931	3-1-4	.625	Steller
1932	3-3-1	.500	Steller
1933	2-3-2	.429	Steller
1934	2-3-2	.429	Steller
1935	1-6-0	.143	Ockerman
1936	4-2-3	.611	Ockerman
1937	3-4-1	.438	Ockerman
1938	3-2-3	.563	Ockerman
1939	6-1-1	.813	Ockerman
1940	3-4-1	.438	Ockerman
1941	7-1-1	.833	Whittaker
1942	6-2-1	.722	Whittaker
1943	5-3-1	.611	Whittaker
1944	5-3-0	.625	Whittaker
1945	4-3-0	.571	Whittaker
1946	5-3-0	.625	Whittaker
1947	5-5-0	.500	Whittaker
1948	8-0-1	.944	Whittaker
1949	4-5-0	.444	Whittaker
1950	3-4-2	.444	Whittaker
1951	4-4-1	.500	Whittaker
1952	7-2-0	.778	Whittaker
1953	1-8-0	.111	Whittaker

1954	2-7-0	.222	Whittaker
1955	7-1-1	.833	Perry
1956	8-0-1	.944	Perry
1957	6-1-2	.777	Perry
1958	7-2-0	.778	Perry
1959	9-0-0	1.000	Perry
1960	8-1-0	.889	Perry
1961	8-2-0	.800	Perry
1962	7-1-1	.833	Perry
1963	8-2-0	.800	Perry
1964	9-1-0	.900	Perry
1965	7-2-0	.778	Gibson
1966	6-3-0	.667	Gibson
1967	6-4-0	.600	Gibson
1968	6-3-1	.650	Nehlen
1969	6-4-0	.600	Nehlen
1970	2-6-1	.277	Nehlen
1971	6-4-0	.600	Nehlen
1972	6-3-1	.650	Nehlen
1973	7-3-0	.700	Nehlen
1974	6-4-1	.591	Nehlen
1975	8-3-0	.727	Nehlen
1976	6-5-0	.545	Nehlen
1977	5-7-0	.417	Stolz
1978	4-7-0	.364	Stolz
1979	4-7-0	.364	Stolz
1980	4-7-0	.364	Stolz
1981	5-5-1	.500	Stolz
1982	7-5-0	.583	Stolz
1983	8-3-0	.727	Stolz
1984	8-3-0	.727	Stolz
1985	11-1-0	.917	Stolz
1986	5-6-0	.455	Ankney
1987	5-6-0	.455	Ankney
1988	2-8-1	.227	Ankney
1989	5-6-0	.455	Ankney
1990	3-5-2	.400	Ankney
1991	11-1-0	.917	Blackney

1992	10-2-0	.833	Blackney
1993	6-3-2	.637	Blackney
1994	9-2-0	.818	Blackney
1995	5-6-0	.455	Blackney
1996	4-7-0	.364	Blackney
1997	3-8-0	.273	Blackney
1998	5-6-0	.455	Blackney
1999	5-6-0	.455	Blackney
2000	2-9-0	.182	Blackney
2001	8-3-0	.727	Meyer
2002	9-3-0	.750	Meyer
2003	11-3-0	.786	Brandon
2004	9-3-0	.750	Brandon
2005	6-5-0	.545	Brandon
2006	4-8-0	.333	Brandon
2007	8-5-0	.615	Brandon
2008	6-6-0	.500	Brandon
2009	7-6-0	.538	Clawson
2010	2-10-0	.167	Clawson
2011	5-7-0	.417	Clawson
2012	8-5-0	.615	Clawson
2013	10-4-0	.714	Clawson
2014	8-6-0	.571	Babers

**Total 523-360-52 .587 95 years**

## BGSU Head Coaches

Coach	Years	W	L	T	Pct
Dino Babers	(1) 2014-PR	8	6	0	.571
Dave Clawson	(5) 2009-13	32	32	0	.500
Gregg Brandon	(6) 2003-08	44	30	0	.595
Urban Meyer	(2) 2001-02	17	6	0	.739
Gary Blackney	(10) 1991-2000	60	50	2	.540
Moe Ankney	(5) 1986-90	20	31	3	.398
Denny Stolz	(9) 1977-85	56	45	1	.553
Don Nehlen	(9) 1968-76	53	35	4	.598
Bob Gibson	(3) 1965-67	19	9	0	.679
Doyt Perry	(10) 1955-64	77	11	5	.855
Robert Whittaker	(14) 1941-54	66	50	7	.565
Harry Ockerman	(6) 1935-40	20	19	9	.510
Warren Steller	(11) 1924-34	40	21	19	.619
R.B. McCandless	(1) 1923	3	5	0	.375
Allen Snyder	(1) 1922	4	2	1	.643
Earl Krieger	(1) 1921	3	1	1	.700
Walter Jean	(1) 1920	1	4	0	.200
John Stitt	(1) 1919	0	3	0	.000



# RECORD BOOK • LETTERWINNERS

## A

Abernathy, Clarence 82-83  
Abernathy, Dirk 76-77-78  
Achterhoff, Andy 77-79-80  
Ackerman, Gordon 47-48-49-50  
Addie, Tom 87-88-89  
Adelsperger, Bob 86  
Adjei-Barimah, Jude 11-12-13-14  
Akenberger, Zach 09-10-11  
Alberts, Charles 33  
Albon, Ross 34-35  
Albrecht, Don 72  
Albert, Scott 08-09  
Alcorn, Charles 83  
Aldridge, Gene 49-50-51  
Alexander, Aaron 98-99-00  
Alexander, Dwayne 93-94-95  
Allen, Deon 88-89-90  
Allen, Frank 71-72  
Allen, Marcus 99-00-01-02  
Allen, Richard 69  
Allman, William 45  
Alls, Joe 99-01-02  
Alvarado, Kevin 08-09-10-11 (Changed Last Name to Moore in 2011)  
Anderson, Duan'te 94  
Anderson, Gary 73  
Anderson, Karl 61  
Anderson, Norman 00  
Andrews, James 59-60  
Angelo, Carl 69  
Ankney, Howard "Moe" 62-63  
Antonelli, Anthony 48-50  
Arnold, Tim 02-03-04-05  
Arrowsmith, Harold 88-90  
Ashbridge, Richard Doug 67-68  
Asher, Dill 55-56  
Atkin, Doug 89-90  
Augenstein, Melvin 49-50  
Ault, John Willard 29-30-31  
Austin, Ron 87  
Ayers, Steve 92-93-94-95

## B

Baarma, Jim 79  
Babcock, Joseph 43  
Babcock, Robert 43  
Babcock, Walter 42  
Babics, Joe 71-72  
Bachman, Carl 21-22-23  
Baden, Elmer 33  
Baginski, Donald 53  
Bair, Joe 90-91-92  
Baird, Brian 12-13-14  
Baker, Adrian 05-06-07-08  
Baker, Brad 78  
Baker, D'Monn 01-02  
Baker, Lawrence 56-57-58  
Baker, Lynn R. 65  
Bakunoff, Vic 74  
Baldwin, George 41-42-46  
Ball, Frank 44  
Bangert, Bruce 82  
Bannister, Irshad 03  
Barlow, Ivan 32  
Barnard, Eric 82-83  
Barnes, Freddie 06-07-08-09  
Barnes, Rolland 46-47  
Barnett, Al 95  
Barnett, Robert 38-39-40  
Barnes, Freddie 06-07  
Barrow, Orlando 07  
Bartman, Zac 14  
Bartoszek, Frank 80-81  
Basler, Cody 06-07-08-09  
Bates, Louis Joseph 56-57  
Bateson, Ross 36  
Battershell, Carl 67-68-69  
Batton, Carl 45  
Bauman, Glen 42  
Bautista, David 00-01  
Baxter, James 43-46-47  
Bayer, Alex 10-11-12-13  
Bayless, Gerry 83-84-85-86  
Bayless, Martin 80-81-82-83  
Beaber, Tom 77-78-79  
Beach, Mark 70-72  
Beam, Andrew 08  
Beattie, Jerry 91  
Becher, Paul 40-41  
Beck, Tyler 10-11-12-13  
Becker, William 67  
Beckley, Scott 85-86-87-88  
Beggan, J.J. 13-14  
Beier, Chris 89-90-91  
Beindorf, Otto 53-54  
Bell, Raymond 61-62  
Bell, Tony 71-72-73  
Bellard, Bruce 42-46-47  
Bellova, Brian 74  
Bennett, Jacob 13-14  
Bennett, Ray 58  
Berry, Claude 21-24  
Best, Keith 86  
Bettridge, Edward 61-62-63  
Bielinski, Dave 89-90-91-92

Bird, Robert 58-59-60  
Bistline, Morris 20-21-23  
Bistriz, Robert 78-79  
Bittner, Dave 83-84-85  
Bixel, Mike 79  
Blackledge, Ronald 57-58-59  
Bloker, Wayne 42-46-47  
Blue, Robert 61-62  
Bodnar, Mike 99-00-01  
Bohyer, Lester 25-26  
Bojicic, Ben 08-09-10-11  
Boles, John 74-75  
Bonfiglio, Frank 49-50  
Bond-Awls, Darnell 00  
Bongers, Mark 86-87-88  
Boomer, Andre 05-06  
Booth, Mike 74-75-76  
Bordner, Wayne 41-42-43-46  
Bortel, Leroy 30-31  
Bosko, Steve 89-90-91-92  
Bowen, Brad 44  
Bower, Dave 72  
Bowers, Cal 92-93-94-95  
Bowman, Scott 76  
Boxley, Joe 84-85  
Boyer, Chester 66-67  
Boyer, Lee 92-93  
Boyer, Rodney 37-38  
Bradley, Chioke 94-95-96-97  
Bradshaw, William 52-53-54  
Brandyberry, Jon 72  
Brantley II, Kenneth 03-04-05-06  
Brashley, Don 39  
Breitigam, Tom 92  
Brentlinger, Donald 36-37-38  
Briggs, Diyral 05-06-07-08  
Brigham, Robert 31  
Brighton, Derek 07-08  
Brisbane, Sidney 83  
Broderick, John 81  
Brodston, George 43  
Brooks, Carlos 89-90-91-92  
Brown III, Coy 12-13  
Brown, Dave 74-75-76  
Brown, Jahmal 06-07-08-09  
Brown, Lawrence 44  
Brown, Roger 43  
Browning, Kevin 79-80-81  
Browning, Robert 03  
Bruck, Harold 52-53-54  
Bruck, Richard 56  
Brudzinski, Steve 38-39-40  
Brue, Stan 83-84-85  
Bruhowzki, Dave 94-95-96  
Brumer, Rob 89  
Brungard, Carl 78-79  
Bryan, James 53-54-55  
Bryant, Jamal 02  
Bryant, Kyle 2010-11  
Bryce, Morty 96-97-98  
Bryson, Dean 83-84-85-86  
Buckenmyer, Charles 40-41  
Buckosh, Jarrett 06  
Buckley, Randy 76  
Bukey, Chad 93-94-95  
Bullock, Chris 06-07-08-09  
Bunsey, Matt 97-99  
Burbrink, Ryan 12-13-14  
Burden, Geno 99-00  
Burdick, Bruce 64-65-66  
Burkart, Aaron 02-03-04-05  
Burkhardt, Kyle 2010-11  
Burke, Kenneth 62-63  
Burkes, Jovon 01-02-03-04  
Burley, Charles 65-66-67  
Burns, William 44  
Burrell, Preston 09  
Burruss, Ken 89-90-91-92  
Burton, Chris 94  
Burton, Mark 75-76  
Burton, Willie 95  
Bush, Terrance 13-14  
Bush, Todd 94-95-96-97  
Butler, Paul 43  
Butson, William 50-51  
Butts, Jeremee 00  
Byler, Isaiah 2011

## C

Cain, Richard 51-52  
Cairo, Spencer 12  
Cody Callaway 14  
Calcagno, Mike 90-91  
Cales, Vic 82-83-84  
Callesen, Mike 77-78-79  
Campbell, Andy 04  
Campbell, Jaius 2010-11-12-13  
Campbell, Khary 98-99-00-01  
Campolongo, Brian 87  
Canary, Sumner J. 20  
Canzonieri, Joe 93  
Card, Darius 92-93-94-95  
Carey, Letoskey 97-98  
Carey, Terry 43  
Carpenter, Cliff 75-76-77  
Carpenter, David 66-67

Carr, Demetrius 94-95-96  
Carr, Derrick 86-87-88-89  
Carr, Doug 79-80-81  
Carrico, Doug 85  
Carroll, Fred 27-28  
Carswell, T.J. 01-02-03-04  
Carter, George 41  
Carver, Herbert 45  
Casey, Bernard 58-59-60  
Cassell, Dave 78  
Castner, Ralph 22-23-24-25  
Catanesi, Charles 38-39-40  
Cates, Keylan 94-95-96  
Centa, Bill 71-72-73  
Cepek, Greg 94-95  
Chamberlain, Royal 19  
Chapman, Chet 27-28-29-30  
Chapman, William 32  
Charles, Zach 06-07  
Cheatham, Keston 07  
Cheetwood, Craig 76-77  
Cheetwood, John 35-36-37  
Chiaravalle, Tony 97  
Churchill, Fred 57  
Cinquelpalmi, Vito 93  
Clapp, William 31  
Clark, Barry 78  
Clark, Eric 99-00  
Clarke, Frank 20  
Clay, Darrell K. 51-52  
Clayton, Kevin 73-74-75  
Clingaman, Dan 36-37-38  
Clucas, Charles 19-20  
Coby, Herve 12-13-14  
Cocula, John 53  
Cohen, Jared 13  
Colaner, Jerry 58-59-60  
Colaner, Thomas 58-59  
Colburn, Robert 58-59  
Coleman, Harry 49  
Cole, Melvin 04  
Coles, Maurice 90-93  
Coletti, Eddie 66-67-68  
Collier, Austin 2010-11-12  
Collins, Curtis 92-93-94  
Collins, Kevin 86  
Collins, Patrick 57  
Collins, Richard 35  
Colvin, Zach 11-12-13  
Comer, Charles 58-59-60  
Comer, Richard 69  
Conklin, Mark 73-74-75  
Conrad, Cliff 34  
Conyers, David 31  
Cook, Jerry 55  
Cook, John 71  
Cook, Lawrence 63  
Cooley, Monty 02-03-04-05  
Cooper, Eugene 2010-11  
Cooper, Fahn 12  
Coppess, Jack 85-86-87  
Coppet, Fred 13-14  
Cordiaki, James 58  
Cordiaki, Jim 81  
Corner, Vincent 06  
Cowan, Norbert 49-50  
Cox, Will 85  
Cranmer, David 65-66-67  
Crawford, Frank 29  
Crawford, George 24-25  
Crawford, Harry 24-25-26-27  
Creech, Keith 93  
Crenshaw, Duane 87-88-89-90  
Croftcheck, Robert 61-62  
Croft, Jerry 59-60-61  
Croll, Paul 31  
Croop, Aaron Bill 41  
Cross, Brian 71  
Crossley, Mitchell 02-03-04  
Crow, Ryan 09-10  
Crowley, Thomas 22-23  
Crumpler, Mike 02-03-04-05  
Cruz, Ramon 83-86  
Culp, Jonathan 02-03-04-05  
Cummins, Bob 76-77-78  
Cunningham, Corey 73-74-75  
Cunningham, Jay 62-63-64  
Curl, Eric 97-98-99-00  
Curran, Patrick 04  
Currence, Todd 88-90-91  
Curtis, Arthur 69-70  
Curtis, Brandon 05-06-07-08  
Cutler, Kyle, 04-05-06-07  
Czerwinski, John 71-72

## D

Dackin, Rich 86-87-88-89  
Dahlman, Neal 07-08-09-10  
Dailey, Jason 99-00  
Dallas, Robert 51-52  
Daniels, Shawn 87-88  
Darr, Kent 45  
Daum, James 43  
Davidson, Earl 23-24  
Davidson, Greg 73-74-75-76  
Davidson, Honester 69  
Davidson, Joseph 14

Davis, Aaron 06-07-08  
Davis, Andre 99-01  
Davis, Aunre' 2010  
Davis, Courtney 93-94-95-96  
Davis, Nick 05-06-07-08  
Davis, Jeff 84-85-86-87  
Davis, Jonathan 09-10  
Dawson, Rodney 99-00  
Dawson, Troy 82-83-84-85  
Decker, Norman 50  
Delaney, Darion 12  
Della Vella, Chris 98-00  
DeLuca, Joseph 56  
Deming, Bill 68-69-70  
DeOrio, Victor 55-56-57  
Derr, James E. 57  
Deutsch, Rick 79-81-82  
DeWalt, Keith 29  
Dianiska, Gerald 58-59  
DiBacco, Todd 01-02-03-04  
Diepenbrock, Ryan 98-99-00  
Dieter, Gehrig 14  
Dietz, Logan 13-14  
Dillingham, Don 72-73  
Dillman, Robert 40  
DiMarco, Al 43-44  
Dobbs, Ken 97-98-99-00  
Dolliver, Jason 92-93-94  
Donahue, Rob 91-92  
Donahue, Tyler 07-08-09-10  
Donohue, Thomas 66  
Dorley, Doug 98-99  
Dorsey, Jay 63  
Dozier, Erique 05-06-07-08  
Dotson, Charles 87-88-89-90  
Dotson, Matt 36-37-38  
Dowdell, Mark 81-82-83-84  
Doyle, John 61-62-63  
Dreher, James 56-57-58  
Dryer, Karl 32-33  
Dudley, Bob 90-91-92-93  
Dudley, Dave 75-76-77  
Duemeyer, Richard 69-70-71  
Dunaway, Mark 94-95  
Duncan, Cledith Dale 53  
Dunham, Dave 74  
Dunham, Donald 46-47-48  
Dunham, Harold 48-50  
Dunham, Vernon 45-46-47-48  
Dunipace, Richard 40  
Dunlap, Steven 09-10-11  
Dunklin, Tony 77  
Durham, Ross 99-00  
Durig, Fred 50-51-52  
Durkin, D.J. 97-98-99-00  
Dusho, Jeremy 96-97  
Dutson, Pat 91  
Dykes, Sean 85

## E

Earhart, William 63-64-65  
Eason, Toy 87-88  
Eaton, Ronald 63  
Eckert, Robert 41-42  
Edgerton, Charles 86-87-88-89  
Edwards, Kenneth 35  
Elsea, Asa 60-61-62  
Emans, Mark 81-82-83  
Emans, Matt 04-05-06-07  
Endres, Dave 78-79-80  
Engelland, William 43  
Eppert, Nick 92  
Epstein, Samuel 55  
Espin, Don 48  
Estep, Mike 83-84-85-86  
Etoll, Ernest 20-22-23  
Etheridge, Winston 09  
Evans, Don 57  
Evans, George O. 24-25-29  
Everhart, Tony 94-95-96  
Eysen, Bill 76

## F

Fails, John 39  
Falb, Bruce 50-51  
Farinella, Anthony 12-13-14  
Farrington, Dylan 2010  
Farrall, David 95-96  
Fearnside, Henry 32-33  
Fearnside, Robert 60-61-62  
Feasel, Jeff 80-83  
Feeney, Elwood 44  
Fehrman, Rob 97-98-99-00  
Fells, Eugene 08-09-10  
Femenia, Alex 75  
Ferrell, Gordon Vaughn 67-68  
Fetters, Doug 82  
Fields, Jerry 69-70-71  
Fielitz, Raymond 65  
Fierek, Mark 80  
Figgins, George 23  
Filiere, Clarence 28  
Filiere, Howard 26-27-28  
Fink, Jeff 05-06-07-08  
Fink, Kenneth 61





# RECORD BOOK • LETTERWINNERS

Finley, Dave 68-69-70  
 Fire, Anthony 63-64-65  
 Fish, Herb 26-27-28  
 Fisher, Garry 98-99-00-01  
 Fisher, Joe 00  
 Fisher, Tom 71-72-73  
 Fisher, William 70-72  
 Fitch, Glenn 59  
 Fitzpatrick, Eric 90  
 Fitzpatrick, John 77-78-79  
 Fleming, Pat 99-00-01-02  
 Flewellyn, Dominic 10-11-12-13  
 Florian, Raymond 49-50  
 Foels, Melvin 63-64  
 Foley, Joe 84-85-86-87  
 Foley, Matt 91-92-93  
 Folkes, Kevin 78-79-80  
 Foor, Mike 82-83-84-85  
 Ford, Carl 54-55  
 Ford, Justin 12  
 Foster, Aaron 10-11-12-13  
 Foster, Ralph 39  
 Foster, Robert 41  
 Foster, Shane 93-94  
 Fowler, Keith 52-53-54  
 Fox, Charles D. 21-23  
 Frail, Donald 48-49  
 Frankfather, Harry 25  
 Franks, Richard 41-47  
 Frazier, Clint 91-92-93  
 Freimark, Glenn 52-53-54  
 Freitas, Jack 46-47-48  
 Frericks, Jim 81-82-83-84  
 Fries, Edward 24-25-26  
 Frontz, John 35  
 Fry, Gurney 19-20  
 Fry, Nate 02-03-04-05  
 Fuller, Dewey 20-23  
 Furcron, John Harold 57-58

**G**  
 Gabram, Tom 97  
 Gahn, Wilford 25  
 Galanka, Paul 30  
 Gallon, Chris 12-13  
 Galyas, John 54  
 Garafalo, Frank 00-01  
 Gardner, Brian 03  
 Garrett, Darhyl 78  
 Garrett, Paul 66  
 Gates, Jerry "BooBoo" 10-11-12-13  
 Gates, Todd 78-79-80  
 Gatta, Dan 78-79  
 Gause, Jim 75-76-78  
 Geiger, Erique 2010-11  
 Genyk, Jeff 81  
 George, Ernest 66-67  
 George, Shawn 94-95-96  
 Gerling, Kurt 98-99-00-01  
 German, Tim 09  
 Geter, Willie 07-08-09-10  
 Getz, Ray 43  
 Ghant, Cleon 00-01  
 Gibbs, Byron 79  
 Gibson, John 98-99-00-01  
 Gibson, Willie 93-94  
 Giganti, Frank 67  
 Gilbert, Darius 2011  
 Gilbo, Eric 00  
 Gill, Kenneth 29-30  
 Gill, Vaughn 24-25  
 Gillispie, Herbert 19  
 Gilliland, Stan 50  
 Giroux, Jack 54-55-56  
 Givens, Andre 12-13-14  
 Glantzis, Alex 99-00-01-02  
 Glantzis, Chris 00-01  
 Glaser, Jack 27  
 Glass, Ollie 49-50-51  
 Glassco, Greg 87-88  
 Glaud, Anthony 07  
 Glendening, Tom 80-81-82  
 Goble, Ronnie 10-11-12-13  
 Goebel, Carl 24  
 Goings, Jim 63-64  
 Goldner, Howard 29-30  
 Good, Dale 39-40  
 Goodwin, Scott 05-06  
 Gouridine, Isaiah 13-14  
 Grafton, Paul 70  
 Graham, Tony 81-82  
 Granger, Gary 78  
 Grant, James 65  
 Grant, James 61-62  
 Grant, Steen 00  
 Grava, Brad 92  
 Greathouse, Jesse 72-73  
 Green, Bobby 90  
 Green, Don 45  
 Green, Joe 67-68-69  
 Green, Lester 52-53  
 Greene, Travis 12-13-14  
 Greene, Trenton 12  
 Greetham, James 34-35  
 Gregorie, Don 82  
 Gregory, George 68

Gregory, John 65  
 Gresbach, Jim 81-84  
 Griffith, Scott 76  
 Grignon, Kevin 38-40  
 Grissetti, Charles 41  
 Groth, Doug 78-79  
 Groth, Jeff 75-76-77-78  
 Grubb, Andy 01-02-03-04  
 Gucciardo, Pat 90-91  
 Gutierrez, Joe 01-02  
 Guyer, Joe 76-77-78  
 Gwin, Robert 50-51-52  
 Gwynn, Harry 25-26-27-28  
 Gyetvai, Terry 79-80-81-82

**H**  
 Haack, Mike 89-90-91-92  
 Hagaman, Dave 81-82  
 Hager, Nick 12-13  
 Haley, Robert 01-02-03  
 Halkias, Samuel 70  
 Hall, Dean 81-82-83-84  
 Hall, Jamie 74-76  
 Hall, Robert 46  
 Hall, Tom 71-72-73  
 Hallett, Robert 51-52  
 Halliwell, Donald 40  
 Hamilton, Damron 96-97  
 Hammoud, Norman 92-93-94  
 Haneline, Chris 99-00-01-02  
 Haneline, John 05-06-07-08  
 Hankins, Dave 90-91-92  
 Hans, Rick 72-73  
 Harbaugh, Jack 59-60  
 Harden, Jim 66  
 Hardwick, Jacob 06-07  
 Hargrove, Earl 71-72  
 Hargrove, Loren 04-05-06-07  
 Harmon, Greg 74  
 Harpold, Frank 65-66  
 Harraman, Mike 73-74  
 Harris, Bob 77-78-79  
 Harris, DeWayne 88  
 Harris, Donald 41-42-43-44  
 Harris, Gerald 64  
 Harris, Josh 00-01-02-03  
 Harris, Lesley 85  
 Harris, Paul 89-90-91  
 Harris, Robert 50  
 Harrison, Saul 93  
 Hart, Andrew 00-01-03-04  
 Hartley, Steve 93-94-95-96  
 Hartman, Chris 82-83-84-85  
 Hartman, John 34  
 Hartshorn, Terry 61  
 Hartung, Garth 06  
 Harvey, Robert 45  
 Haschak, John 63  
 Havens, William 54  
 Haves, David 43  
 Hawkins, James 01-02-03-04  
 Haynes, David 86-87-88  
 Heard, Ronald 86-87-88-89  
 Hecker, Jack 53-54-55  
 Heckler, Pharon 35  
 Hecklinski, Randy 93-94  
 Hedges, Frank 62  
 Heider, Robert 65-67  
 Heisterman, Doug 78  
 Held, Edward 24  
 Helgesen, Eric 85-86  
 Helmlinger, Edward 64-65  
 Helvoight, Forrest 25-26-27-28  
 Hemke, Sam 94-95-96-97  
 Henderlich, Waldo 36  
 Hendrix, Emmanuel 99-00  
 Henneberry, Jamie 73  
 Henry, Joseph 44  
 Henry, Ryan 93-94-95  
 Henwood, Chris 89-90-91-92  
 Hepner, Russell 59-60-61  
 Herbert, Dale 36-37-38  
 Hershey, Jay 60  
 Hesrick, Solon 22-23  
 Hewitt, Mitch 00-01-02-03  
 Hicks, Anthony 03  
 Hicks, Brandon 98-99-00-01  
 Higgins, Jeff 79-80  
 Hillstrom, Norm 71  
 Hlay, John 80  
 Hockman, Kenneth 64  
 Hockman, Kyle 87-88-89  
 Hodakievic, James J. 67-68  
 Hodges, Adrian 08-09-10-11  
 Hodges, Scott 11-12  
 Hoey, Jay 95-96-97  
 Hoffed, William 44  
 Hogrefe, Thomas 60-61-62  
 Hohenstein, Greg 13-14  
 Holcomb, Tony 95-96-97-98  
 Hollingsworth, Jason 03-04  
 Hollis, Robbie 96-97-98  
 Holmes, Ed 77-78  
 Holmes, Mike 86-87-88-89  
 Holmes, Steve 98-99  
 Holovacs, Steve 75-76-77-78

Homan, Kurt 76  
 Hood, Edwin 05  
 Hoover, Alvan C. 59  
 Hoover, Melvin 53  
 Hopgood, Jordan 10-11-12-13  
 Horansky, Mark 74-75  
 Horn, Bill 87-88-89-90  
 Horn, John 45  
 Hoskinson, Meryl 23  
 Householder, Reverda S. 20  
 Houston, William 13  
 Howard, Gardner 94-95-96-97  
 Howard, Gerald 77  
 Howard, Rick 85  
 Howell, Jim 89-90  
 Hubbard, Chris 97-99  
 Hudak, Daniel 49-50  
 Hudson, Reggie 81  
 Huelsman, Kevin 04-05-06-07  
 Huettel, Alex 12-13-14  
 Hull, Dean 77-78-79-80  
 Humphrey, Matt 81  
 Hunter II, Darrell 11-12-14  
 Hunter, Dontay 96  
 Hunter, Gerald W. 65-66  
 Hunter, John 84-85-86-87  
 Hunter, Ryan 14  
 Hunter, Stan 82-83-84-85  
 Hunter, Tony 06-08  
 Hurley, Trent 2011  
 Hurst Dan 55-56  
 Huston, Dale 58  
 Hutson, Ray 08-09-10-11  
 Hutcherson, Greg 04  
 Hutchinson, Akili 92  
 Huzicko, Steven 62-63  
 Hyatt, Stuart 31

**I**  
 Ihnat, Emil 39-40-41  
 Ihnat, John 34-35-36  
 Ingraham, Robert 45  
 Inman, James 34-35-36  
 Inman, Thomas 46-47  
 Iovinelli, Nick 07-08-09  
 Isgro, Ronald 59  
 Iversen, Rick 78-79-80-81

**J**  
 Jackson, Andre 82-83-84-85  
 Jackson, Brandon 08-09  
 Jackson, Bryan 04  
 Jackson, Carlos 55-57  
 Jackson, Heath 2011-12-13-14  
 Jackson, Michael 86-87-88  
 Jackson, Pat 87-88-89-90  
 Jackson, Sherrill 74-75  
 Jackson, Zeb 90-91-92-93  
 Jacobs, Dave 88-89  
 Jacobs, Omar 03-04-05  
 Jacques, Russell 65-66  
 Jacquot, John 71-72-73  
 Jakubowski, Jon 03-04-05  
 Janeway, Edward 55-56-57  
 Jarrett, Craig 00-01-03  
 Jenkins, DeMark 09-10  
 Jennings, John 63-64-65  
 Jeremiah, John 44  
 Jeter, David 57-58  
 Jinks, Mike 63  
 Johnson, Andrew 08-09  
 Johnson, Bob 93-94  
 Johnson, Brian 81-82-83-84  
 Johnson, Cory 2011-12  
 Johnson, Dana 96-97-98  
 Johnson, Dewey 39-40-41  
 Johnson, Erik 84-85-86-87  
 Johnson, George 90-92-93  
 Johnson, Greg 84-85-86-87  
 Johnson, Greg A. 84-85-86  
 Johnson, Jamien 02-03-04-05  
 Johnson, Lawrence 19  
 Johnson, Marcus 75  
 Johnson, Matt 12-13  
 Johnson, Nick 2014  
 Johnson, Van 03-04-05  
 Jones, Brandon, 03-04-05-06  
 Jones, Bryant 80-81-82  
 Jones, Carl 44  
 Jones, Chris 09-10-11-12  
 Jones, Cornell 80-81  
 Jones, Doni 82  
 Jones, Edward 66-67-68  
 Jones, Eric 99  
 Jones, Gene 73-74-75  
 Jones, James 64  
 Jones, Jerry 63-64-65  
 Jones, Justus 09-10-11  
 Jones, Shella 24-26  
 Jones, Willis 61-62  
 Joplin, Shaun 10-11-12-13  
 Jordan, Jelani 02-03-04-05  
 Jorden, Kamar 2010-11  
 Joseph, Johnny 12  
 Joyce, Charles 44

Joyce, Mike 86-87  
 Junior, Albert 61

**K**  
 Kampe, Greg 75-76-77  
 Kane, Kevin 76-77-78  
 Kaplan, John 85  
 Kastl, Joe 79-80-81  
 Kautzman, Mark 96-97-98-99  
 Kebl, Albert 59  
 Keetle, Joe 69-70-71  
 Keipp, Martin 53-54  
 Kekuewa, David "Chief" 12-13  
 Kelley, Eddie 76  
 Kelley, Jermiah 07-08  
 Kelly, Lawrence 56-57  
 Kelly, Lawrence 68-69-70  
 Kennedy, Benji 04-05-06  
 Kennedy, Bert 61-62  
 Kennedy, Carlyle 22-23  
 Kennedy, Pat 78-79-80-81  
 Kennemuth, Clyde 30  
 Kent, Aaron 07-08  
 Kent, Lawrence 55-56  
 Kerr, Clarence 27-28  
 Ketchum, Greg 74-75  
 Kettler, Cory 94-95  
 Kidwell, Derek 94  
 Kijanko, Anthony 70-71-72  
 Kilpatrick, Bob 72  
 King, Dan 95-96-97  
 King, Greg 80-81-82-84  
 King, Rod 86-87  
 Kings, Harry 21  
 Kingsbury, Doug 00  
 Kinney, Harland 35-36-37  
 Kinzie, Dave 86-87-88  
 Kirk, Brenton 44  
 Kisselle, Thomas 53-54-55  
 Klenner, John 37-38-39  
 Klicman, Roger 59-60  
 Klue, Jerel 95  
 Knapke, James 2014  
 Knapp, Mike 00  
 Knecht, Ora 24-25-26-27  
 Knecht, W. LaMar 38-39  
 Knierim, James 44-45-46-47  
 Knierim, Jay 55  
 Knight, Broderick 80-81-83  
 Kniseley, Roy 44  
 Koch, Fred 53-54-55  
 Koepfer, Karl 55-56-57  
 Koester, Fred 63  
 Kokke, Pascal 02  
 Kollman, James 50  
 Kormas, Mike 37-39  
 Kovath, Ernie 79-80  
 Kowalski, Pete 89-90-92  
 Krahe, Tom 74-75  
 Kramer, Kyle 85-86-87-88  
 Kregel, Matt 88-89-91  
 Krotzer, Paul 41  
 Kuck, John 94-95-96-97  
 Kuehl, Steve 74-75-76  
 Kuhlman, Bill 82-83-84-85  
 Kuhlman, Dale 35-36-37  
 Kulik, Dave 73-74  
 Kuntz, Edward 47-48-49  
 Kupke, Greg 99-00-01-02  
 Kwiatkowski, Raymond 59-60-61

**L**  
 Ladd, James 51-52-53  
 Ladd, John 51-53-54  
 Ladd, Joseph 24  
 Laird, Brian 88-90  
 Lake, Ivan 20  
 Lambright, Larry 86-87-88-89  
 Lamport, Reid 71-72-73  
 Lane, B.J. 02-03-04-05  
 Landman, Brett 88-89-90-91  
 Lankenau, Paul 27  
 Lanning, John 04-05-06  
 Lanning, Stephen 67-69  
 Larimar, Ron 84  
 Larson, John 64  
 Lash, Rodney 48-49  
 Latimer, Colby 86  
 Lawrence, Anthony 63-64  
 Lawrence, Dallas 19  
 Lawrence, Thomas 69-70  
 Leacock, Jovan 2010-11  
 Leal, Chache 93-94  
 Leaver, Brian 91-92-93-94  
 Lee, Tony 89-91  
 Leininger, Matt 02-03-04  
 Leiter, Earl 20-21-22  
 Leitman, Macs 26-27-28  
 Lennox, Floyd 55-56-57  
 Lett, Derrick 02-03-04-05  
 Levy, Milton 60  
 Lewis, Curt 79-80-81  
 Lewis, Roger 2014



# RECORD BOOK • LETTERWINNERS

Lawrence, Nick 06  
Lewis, Kenny 05-06-07-08  
Lewis, Tarell 06-07  
Lichtensteiger, Kory 04-05-06-07  
Lige, Adam 95-96-97-98  
Lifftin, Sheldon 51-52  
Limpert, Norman 62-63-64  
Lindsey, Scott 88-90-91  
Lindsey, Chuck 74-75  
Lisbon, Don 60-61-62  
Livas, Julius 70-71  
Lloyd, Thomas 67-68-69  
Locke, Nate 2014  
Long, Brad 91-92-93  
Long, Chad 98-99-00-01  
Long, Thomas 89  
Lonjak, Edward 44  
Loomis, Douglas H. 26-27  
Lorenzi, Robert 09-10  
Luskorn, Bryan 77  
Lovelie, Terry 96-97  
Lowell, Darrell 34-35  
Lowell, Donald 27-28-29-30  
Lowry, Richard 41-42-46  
Lucas, Ryan 02-03  
Luccio, John 54  
Luettkie, Tom 65-66-67  
Lukac, Joseph 48  
Lund, Sergio 98-99-00-01  
Lundgren, Eric 87  
Lunsford, Izaah 2014  
Lycan, Kelly 81  
Lyons, William 52-56-57  
Lynch Jr., D.J. 11-12-13-14

**M**  
Machovina, Jerry 68  
Mack, Alfonso 13-14  
Mack, Brandon 04-05-06-07  
MacLennan, Douglas 54  
Macon, Dan 03-04-06-07  
Madaras, Adolph 37-38-39  
Madaras, George 38-39  
Magner, Cole 01-02-03-04  
Magnone, Angelo 07-08-09-10  
Mahone, P.J. 06-07-08-09  
Mahoney, Neal 85-86-87  
Mahony, Jim 74  
Mains, Andy 88  
Maltarich, Robert 67-68  
Malone, Michael 00-01-02-03  
Mangham, Artie 89-90-91-92  
Manns, Brian 94-95-96-97  
Mansfield, Donald 48  
Maples, Russell 46-47-48  
Marazon, Daniel 41-42-46  
March, Dallas 19-20-21  
Marchione, Mike 69  
Marko, Anthony 48-49-50  
Markray, Derrick 04-05-06  
Marsh, Fred 30-31  
Marshall, Calvin 07-08-09-10  
Marshall, Melvin 82-83-84-85  
Martin, Brent 97-98-99  
Martin, David 41-42-46  
Martin, Justin 03  
Martin, Gabe 11-12-13-14  
Martin, Jamel 11-12  
Martin, Rameir 92-93-94  
Martin, Robert 71-72-73  
Marshall, Calvin 08-09  
Mason, Clarence 58-59-60  
Mason, Robert 48-49  
Massey, Edmond 04  
Matter, Bruce 78-81  
Mathews, Fred 67-68-69  
Mattiscik, Marty 88  
Matthews, Willie 76-77-79  
Mauer, Rick 01-02-03  
Mauk, Wayne 59-60  
Maupin, Dennis 69-71  
Maynard, Hunter 2011  
Mazzone, Joe 96  
May, Charles 69  
Mayberry, Terrill 02-03-04-05  
Mazur, Jon 99-00-01-02  
McBride, Gary 71-72-74  
McAuliffe, Tim 2014  
McCarthy, Chad 96-97-98-99  
McClain, Dave 59  
McCloud, Robert 40  
McClure, Bill 86-87  
McClure, Brian 82-83-84-85  
McCollough, Carl 34  
McCormick, Jeff 79  
McCorvey, Tony 85-86-87-88  
McCoy, Ed 72-73  
McCreary, Bill 85-86  
McCullough, Pat 45  
McDonald, Dal 87-88-89-90  
McElroy, Ryan 91-92-93-94  
McFayden, Don 56  
McGee, Mike 84-86-87-88  
McGrady, Cornelius 01-02-03-04  
McKenzie, Jack 69-70

McKenzie, Roger 52  
McKoy, DeVon 11-12  
McMann, Albert 20-21-22  
McMichael, Dave 71-72-73  
McQuaid, James 52-53  
McQuigg, Alan 64-65-66  
McVeigh, Mentor 27  
Meador, Larran 69-70-71  
Meczka, Greg 71-72-73  
Mee, Gregory 56  
Meehan, Greg 83-85  
Meek, Brian 80-81  
Meek, John 78-79-80-82  
Meeker, James 69-70  
Mehlow, Harold 39-40-41  
Meinhart, Erwin 45  
Meister, Don 59-61  
Mercurio, Joseph 48  
Mergenthal, Arthur 43  
Merlitti, Tom 68-69-70  
Merritt, Ed 94-95-96-97  
Merritt, Joe 77-78-79-80  
Mershon, J.P. 96-97  
Michaud, Mike 87  
Mignin, James 29  
Miles, Paul 37-38  
Miles, Paul 71-72-73  
Miller, Dave 81-82-83  
Miller, Mark 74-75-76-77  
Miller, Roscoe 31  
Minnich, Max 46-47-48  
Minns, Mike 12-13  
Minturn, Brady 06-07-08-09  
Missler, Dick 72  
Mitchell, Rick 84-85  
Mitchell, Thoralf Jr. 52  
Mitolo, Jim 76-78  
Mkhitarian, Vardan 02-03  
Mohler, Glen 37  
Mohr, Donald 43-44  
Mohr, Estelle 23  
Mohr, Rex 79  
Molk, Brett 73  
Molk, Mark 96  
Mollenkopf, Kenneth (Jack) 25-26  
Momany, Jack 49-50  
Montgomery, Kendall 11-12-13-14  
Montrie, William 70-71-72  
Mooney, Douglas 49-50  
Moore, Joe 91  
Moore, Kenton 19-20  
Moore, Ronnie 13-14  
Moore, Tim 09-10  
Moriarty, Tom 74-75  
Morgan, Keith 08-09-10-11  
Morrill, Robert 56-57-58  
Morton, Jason 00-01-02-03  
Moscoe, Homer 24-25  
Moss, Tom 94  
Moton, Joe 79-80  
Mower, Lester 30  
Mruczkowski, Scott 01-02-03-04  
Mulvihill, Pat 44-45  
Munson, Brian 83-84  
Murnen, Tim 55-56-57  
Murray, Ford 31-32-33  
Murray, Roger 69-70  
Mussil, Edward 39-40  
Mustain, Robert 36  
Muzi, Greg 73-74  
Myles, Will 03-04-05-06

**N**  
Nartker, Brian 90-91-92  
Navarro, Steve 02-03  
Neal, Chris 84-85-86  
Nearing, Guy 23  
Nehlen, Don 55-56-57  
Neiman, Rick 81-83-84-85  
Nelson, Mark 85-86  
Newble, Ryan 03-04  
Newlove, Richard 36  
Newman, Rick 71-72-74  
Newsome, Richard 59-60-61  
Newsom, Keon 01-02-03-04  
Nicholson, John 02-03-04-05  
Nickey, Ron 73-74-75  
Nicolini, Gene 71  
Niemet, Bob 95-96-97-98  
Norman, Nick 65  
Norsic, Matt 09  
Noyes, Thomas 19-20  
Nozak, Al 76  
Nussbaum, Joseph 61  
Nyitray, P.J. 66-67-68  
Nystrom, Drew 04-05-06-07

**O**  
O'Brien, Kevin 89-90-91-92  
Obrock, John 74-75-76  
Obrovac, George 74-75-76  
Obrovac, Mike 74-75-76-77  
Obrovac, Nick 74  
O'Donnell, William 44

O'Drobinak, Sean 04-05-06-07  
Ogilvie, D.J. 88-89-90-91  
Olds, Hayden 25-26  
O'Leary, Thomas 64-65  
Olnhausen, Roland 21  
O'Neill, Joe 96-97-98-99  
O'Neill, Kevin 94-95-96-97  
Orr, Henry 65-66  
Orwick, John 31  
Osborne, Dale 21  
Osborne, Victor 12-13-14  
Ostrander, Walter 22-25  
Otten, Chip 79-80-81-82  
Otten, Mike 85-86-87  
Ouellet, Ted 11-12-13  
Owchar, D.J. 99-00-01-02

**P**  
Pace, James 45  
Pace, Keith 88-89-90  
Page, William 55-56-57  
Palguta, Richard 52  
Palko, Vince 91-92-93-94  
Palo, Mike 56  
Palmer, Charles 70  
Palsgrove, Dayne 81-82-83  
Panczyk, Dave 77-78-79-80  
Pankratz, Aaron 09-10  
Pankratz, Wally 69  
Park, John 77-78-79-80  
Parker, Andre 75-76-77  
Parker, Michael 93-94  
Parker, Tony 84-85-86-87  
Parks, Devon 03-04-05  
Parks, Lewis 08-09-10  
Parks, Marques-05-06-07-08  
Parks, Winston 39-40  
Parkson, Lloyd 51-52  
Parmenter, Peter 4  
Partridge, Corey-05-06-07-08  
Parnell, Tony 90  
Pasqualone, Frank 77  
Pate, Ben 50-51-52  
Pate, Tom 94-95  
Patton, Janssen 00-01-02-03  
Peacock, Jeff 79  
Pearce, Joe 67  
Peek, Harold 54-55-56  
Pelton, Horace 27  
Pemberton, Mack 33  
Pencheff, Benny 28  
Pencheff, Oscar 32  
Peregord, Mike 72  
Perrin, Richard 67-68  
Penton, Steve 36-37-38  
Perry, Charles 56-57-58  
Perry, Deaudre 04-05  
Perry, Doyt 29-30-31  
Perry, James 65-66-67  
Perry, Lester 32-33  
Peters, Jason 92-93-94  
Pettigrew, John 09-10-11-12  
Pettus, Josh 12-13  
Phelps, Jim 81-82-83  
Phillips, Cotton 97  
Phillips, Fred 62-63  
Phillips, George E. 59-60  
Phillips, Jarrad 99-00  
Phillips, Jerry 09  
Phillips, Leroy 32-33  
Piazza, Christian 12-13-14  
Piepkow, Teddy 02-03-04-05  
Pick, Pete 36  
Pilcher, John 23  
Pillar, Mark 71  
Pinchem, Andre 00  
Pittman, William 70-71-72  
Place, Robert 23-24  
Platt, Damien 97  
Platzer, Edward 70  
Plusquellic, Donald 70-71  
Poe, Howard 30-31  
Pohlman, Chris 11-12-13-14  
Pohlman, Neil 48-49  
Polak, Dave 68-69  
Polak, Phil 71-72-73  
Polen, Jeff 63  
Polhemus, Jeff 76-77  
Polivka, Mark 85-86  
Pollock, Andy 96-97-98  
Pollock, Kenneth J. 20  
Pollock, Ward 42  
Pont, Richard 49-50  
Pope, P.J. 02-03-04-05  
Popek, Louis 50  
Popovich, Peter 42  
Porowski, James 64-65-66  
Potts, James 59-60-61  
Potts, Shawn 79-80-81-82  
Powell, Gavin 03-04  
Powell, Todd 90-91  
Powers, Jeff 81  
Pratt, Charles 60  
Pratt, Robert 63-64-65  
Prchlik, Joe 81-82-83-84  
Prchlik, Mark 77-78-79-80

Preston, Dave 73-74-75-76  
Price, Billy 99  
Price, Steve 71-72  
Privitera, Angelo 60-61  
Pronty, Tyrone 07-08-09-10  
Prosak, Alex 74-75-76-77  
Pryfogle, Pete 72  
Puchalla, Robert 49  
Pullins, Eric 92  
Putman, Dan 77

**Q**  
Quesinberry, Ralph 40-41-42  
Quiles, Marquese 09  
Quinn, Tim 72-73

**R**  
Raabe, Steve 77-78-79-80  
Raberding, Orville 19-20-21-22  
Raburn, Britt 68-69  
Radenbaugh, Ernest 32  
Radich, Charles J. 66-67-68  
Radlinski, David 59-60  
Raether, Harold 48  
Ragland, Tom 83-84  
Ramlow, Robert 56-57-58  
Ramsey, Charles 58-59  
Randolph, Steven 40-41-42  
Rankin, Ken 84-85-86-88  
Rathburn, Arden 37-38  
Ream, Michael 06-07-08  
Recla, Norm 83-84-85  
Redd, Ray 84-85-86-87  
Redd, Robert 98-99-01-02  
Redd, Ronnie 91-92-93-94  
Redding, Teo 2014  
Reed, Donald 21  
Reed, Elwood 34-35  
Reese, Jenkins 04  
Reese, Ray 56-57-58  
Regnier, William 63  
Regula, Walter 95  
Reicosky, Thomas 64-65  
Reis, Richard 48  
Reublin, Robert 60  
Reymann, Ted 50  
Reynolds, Jim 73-74  
Reynolds, Robert 60-61-62  
Reynolds, Roger 61-62  
Rice, Jason 08-10-11  
Rice, Shaun 97  
Richards, Paul 82  
Riddle, Carlton 39  
Rideout, Lester 42-46-47  
Rieke, Nick 07-08-09-10  
Riemland, Jim 84  
Riffle, Gene 34-35  
Rimas, Mike 71  
Ringer, Harold 34-35  
Rivers, Jamie 64-65-66  
Roberts, Daniel 58-59  
Roberts, Jerry 57-58-59  
Robertson, Jeff 76  
Robilotto, Lane 09  
Robilliard, Vernon 49  
Robinson, Chip 09-10-11-12  
Robinson, David 43  
Robinson, Lynn 64  
Robinson, Malcolm 99-00-01  
Robinson, William L. 52-53  
Rockwell, Ray 80-81-82-84  
Rodriguez, Steve 93-94  
Roeder, Bill 68-69-70  
Roese, David 67-68-69  
Rogers, Jacque 95-96  
Rogers, Orlando 95  
Rogers, Robert 85-86  
Rolf, Clay 11-12-13-14  
Rolf, Paul 64-65  
Rolwing, Jon 87  
Rositano, Wayne 83  
Rose, Karl 98-99-00-01  
Ross, Mark 88-89-90-91  
Ross, Steve 89-90  
Ross, Tim 77-78-79-80  
Rosser, Carl 78-79-80-81  
Rottinghaus, Bud 96  
Rottinghaus, Jeff 89-92  
Rowsey, Norman 50  
Rowe, Ben 53-54-55  
Roussos, Jordan 09-10-11-12  
Rowe, Randy 83  
Royster, Taylor 12-13-14  
Ruggiero, Anthony 61-62  
Ruiter, William 62-63-64  
Ruiz, Ruben 05  
Rullo, Mike 77-78-79-80  
Runnells, Jeff 02-03  
Ruper, John 59-60  
Russell, Joe 72-73-74  
Russell, Kenneth 54-55-56  
Russell, Sturgal 56-57  
Rutan, Dean, 83-84  
Rutherford, Craig 06-07-08-09  
Ryder, Bert 22





# RECORD BOOK • LETTERWINNERS

**S**  
 Saam, Robert 42  
 Sahm, Andy 99-00-01-02  
 Sak, Chester 41  
 Saleet, Dan 74-75-77  
 Saleet, Tom 74-75-76-77  
 Salimen, Norman 58  
 Samuel, Anthon 11-12  
 Sanderson, Jerett 02-03-04-05  
 Sanderson, Jerett 06-07-08-09  
 Sandru, Jeff 86-88  
 Saneholtz, Byron 42  
 Sanford, James 2014  
 Sassler, Mark 73-74  
 Saxton, Millard 27  
 Sayles, Daniel 01-02-03-04  
 Schaefer, Gary 70-71  
 Schaefer, Joe 06-07-08  
 Schaeetzke, Howard 47-48  
 Schaller, Ralph 19  
 Schaller, Willard 31-32-33  
 Scheidler, Jimmy 06-07-08-09  
 Scheidler, Josh 07  
 Scheidt, Chris 09  
 Scheig, Paul 50-51-52  
 Schick, Hugh 52  
 Schie, Clyde 48-49  
 Schiets, Dennis 85-86-87  
 Schiltz, Matt 10-11-12-13  
 Schindler, Max 58  
 Schlinder, Albert 41-42-43-46  
 Schmelzle, George 82-83-84-85  
 Schmiedebusch, Brian 11-12-13  
 Schmidt, Fred 58  
 Schmidt, George 44  
 Schmidt, Peter 48-49  
 Schmidt, Roger 66-67  
 Schmiedt, Jacques 44  
 Schneider, James 09  
 Schneider, Ricky 97-98-99-00  
 Schnellker, Robert 47-48-49  
 Schoeck, Fred 44  
 Schorejs, Derek 92-93-94-95  
 Schrage, Arthur 43  
 Schriener, Dan 82-83-84-85  
 Schriener, Ken 85-86-87  
 Schumann, Jim 79-80-81-82  
 Schweitzer, Paul 83-84-85-86  
 Schwieterman, Gus 2014  
 Secor, Willis 47-48-49  
 Seeley, Paul 89  
 Seemann, Gary 71-72  
 Seibert, Steve 76-77  
 Seiter, David 65-66-67  
 Senn, Paul 13-14  
 Shale, Cris 88-89-90  
 Shanks, Claude 49-50-51  
 Sharon, Charles 02-03-04-05  
 Sharpe, LaVelle 03-04-05  
 Shartle, John 67  
 Sheehan, Tyler 06-07-08-09  
 Sheets, Jim 78-79  
 Sheets, Steve 96  
 Sheffer, Robert 31  
 Shehab, Tom 90  
 Sheldon, John 46-47-48  
 Shepherd, Michael 67-68  
 Sherman, Brian 88-89-90-91  
 Sherman, Gary 61-62  
 Sherrell, Mitch 74-75  
 Shestina, Stuart 70-71  
 Shetler, Dan 77-78-79-80  
 Shingleton, Ted 81-82-83  
 Shinn, Greg 69  
 Shipman, Brian 77  
 Shocklee, Joe 68-69-70  
 Shupe, Thurl 32-33  
 Sielschott, Lowell 40-41-42  
 Siesel, Joseph 64-65-66  
 Silva, Al 68  
 Silvani, Leroy 48-49-50  
 Silvi, Paul 85-86  
 Siminski, Edward 37-38-39  
 Simmons, Edward 48  
 Simmons, Robert 69-70  
 Simms, Shawn 81-82-83-84  
 Simonds, Rex 49-50-51  
 Simonton, Steve 04  
 Sims, Nick 88-89-90-91  
 Sims, Thomas 63-64-65  
 Skibbie, Franklin G. 20-21-22-23  
 Slotterbeck, Robert 23  
 Smalley, Glenn 51  
 Smiley, Chris 00  
 Smith, Allen 89-90  
 Smith, Andre 87  
 Smith, Antonio 05-06-07-08  
 Smith, Chloris L. 20  
 Smith, Darius 07-08-09-10  
 Smith, Damon 94-95-96  
 Smith, Donnal 23  
 Smith, Doug 74-75-76-77  
 Smith, Eric 86-87-88

Smith, Jeff 75-76  
 Smith, Kennan 45  
 Smith, Larry 66-67  
 Smith, Larry D. 59-60-61  
 Smith, LeRoy 89-90-91-92  
 Smith, Shannon 2014  
 Smith, Tawan 94  
 Smith, Thomas 04-05-06  
 Smith, Wayne 62-63  
 Snell, Fred 48-49  
 Snider, Monroe III 65  
 Snyder, Charles 21  
 Socolofosky, Homer 43  
 Sofios, Ted 51  
 Sohn, John 64-65-66  
 Soskey, Al 37-38  
 Souliere, Joseph 64-65-66  
 Southard, Ray 86-87-89  
 Spann, Tom 74-75  
 Spencer, Adrien 08-09-10-11  
 Spencer, Bob 66-68  
 Spencer, William 55-56-57  
 Spengler, John 77-78-79-80  
 Spilewski, Joseph 59  
 Spivey, Jermaine 90-94  
 Spray, Steve 88-89  
 Sprekel, Donald 05-06  
 Standring, Thomas 67-68  
 Stanley, Glen 07  
 Stanford, Andrew 04-05-06-07  
 Stanziale, Joseph 53-54-55  
 Stark, Andy 81-82  
 Starks, Eric 95-96  
 Staten, Darnell 90-92-93  
 Steele, Archie 37-38-39  
 Steele, Tom 75-76  
 Steffy, Shane 06-07-08-09  
 Stein, Stephen 11-12  
 Steinke, Kevin 96-97-98-99  
 Stennett, John 43  
 Stephan, Rob 73-74  
 Stephens, Carl 34  
 Stephens, Clint 2014  
 Stevenson, Audrey 34-35  
 Stevenson, Clifford 28-29-30-31  
 Stevenson, Donald 30-31-32  
 Steward, Ben 13-14  
 Stewart, Wayne 36-37-38  
 Stier, Brian 93  
 Stokes, Dan 76  
 Stokes, Je'Ron 12  
 Story, Darryl 83-85-86  
 Stough, Claitus 19  
 Stough, Lester 19  
 Stover, Raishaun 03-04  
 Stover, Trevor 92-93-94-95  
 Stover, Ty 97  
 Strasser, Jason 96-97-98-99  
 Stratton, Larry 81-82-83  
 Strazinsky, Bill 91  
 Studer, Albert 61  
 Studer, Joe 76-77-78  
 Studer, Steve 72-73-74-75  
 Studrawa, Greg 86-87  
 Sturt, Fred 71-72  
 Sugden, Mike 76-77  
 Suisham, Shaun 01-02-03-04  
 Sullivan, Will 98-99  
 Sutton, Brian 12-13-14  
 Swain, Ivan 49  
 Swan, Paul 10-11-12-13  
 Swan, Steve 81-82  
 Swartz, Paul 32-33  
 Swartz, Wilbur 24-25  
 Swearingen, John 27-28-30  
 Sweigard, Cletus 45  
 Szlachcic, Mark 89-90-91-92  
 Szychowski, John 68-69

**T**  
 Tabler, John 42-46  
 Tabler, Thomas 39-40-41  
 Talley, Kevin 81-82  
 Tanski, Bart 10-11-12  
 Tate, Trent 84  
 Tate, Tyler 12-13-14  
 Taves, Al 44  
 Taylor, Don 72-73-74-75  
 Taylor, Greg 79-80-81-82  
 Taylor, Kevin 71-72-73  
 Taylor, Titus 79  
 Teague, Will 00-01-03  
 Tecco, Don 88  
 Tenhundfeld, Robert 43  
 Thacker, Sam 78-79  
 Thaler, Mike 02-03-04-05  
 Thomas, Abasi 98  
 Thomas, Bobby 05  
 Thomas, Brian 11-12-13-14  
 Thomas, Hal 73-74  
 Thomas, Thomas 51-52  
 Thompson, Art 73-74-75  
 Thompson, Rodney 87-88  
 Thompson, Scott 95  
 Thorne, Ron 95

Thornton, Reggie 86-87-88-89  
 Thourot, Jack 29-30-31  
 Timchenko, Joe 04-05  
 Tippen, Floyd 34  
 Tipton, Carlos 08-09  
 Tolle, Stuart 81-82-83-84  
 Tomasello, Jac 78-79-81-82  
 Tomlinson, Alfred 07  
 Torresso, Nick 07-08-09-10  
 Toth, Bill 64  
 Tracy, Andy 92-93-94-95  
 Traub, Harry 29-30-31  
 Travis, Arthur 29-30  
 Travis, Arthur 69  
 Treadway, William 44  
 Treece, Clive 19  
 Treece, Dale 19  
 Treece, Harold 28-29  
 Trenary, Warren 51  
 Trent, Anthony 63-64  
 Troyer, Herbert 19  
 Truchly, Steve 81-82-83  
 Truss, Cam 2010-11-12-13  
 Tuminello, Nick 09  
 Tunnell, Arch 60-61  
 Turano, Kyle 00  
 Turner, Anthony 05-06-07-08  
 Turner, Dave 72-74  
 Turner, Darnard 2014  
 Turner, Fred 86-87  
 Turner, Trabian 97  
 Tyla, Matt 99-00

**U**  
 Underman, Rick 77-78  
 Urban, Stanley 43  
 Urdzik, Dave 68-69  
 Urschel, Kenneth 20  
 Usak, Frank 40-41

**V**  
 Vail, Robert 19-20  
 Valdez, Austin 2014  
 Valentine, Craig 77-79-80-81  
 Valentine, John 57-58  
 Valli, Frank 50  
 Van Atta, Richard 45-46-47  
 Van Dam, Jason 00  
 Van Demark, Cutis 07  
 Van Fleet, Merritt 43  
 Van Fossen, Doug 87-88  
 Verdun, Donald 47-48-49  
 Villapiano, John 71-72  
 Villapiano, Phil 68-69-70  
 Villanucci, Vince 82-83-84-85  
 Violet, James 64-65  
 Violet, William 61-62-63  
 Viscounte, Ron 86-87-88-89  
 Volkmer, Leroy 48  
 Vrvilo, Sinisa 07-08  
 Van Stein, Mike 70  
 Vura, Richard 60

**W**  
 Wagner, Jerry 99-00-01-02  
 Wagner, Lamont 82-83  
 Wagner, Mickey 2010-11  
 Wagner, Walter 52  
 Wagoner, Richard 64-65-66  
 Wakefield, Dennis 75-76  
 Waldron, Nate 05-06-07-08  
 Walker, Blaeck 2009-10  
 Walker, Charlie 11-12-13-14  
 Walker, Ennis 45-46  
 Walker, Phil 83-85-86  
 Wallace, Dwight 64-65  
 Wallace, Richard 34  
 Wallace, Roger 71-72-73  
 Walnsch, Brian 89  
 Walston, Ricky 04  
 Ward, Jerry 62-63-64  
 Ward, Mervin 60  
 Ward, Ryland 11-12-13-14  
 Waring, Richard 66  
 Warner, Bernard 35  
 Warner, Forrest 26-27  
 Warren, Rob 01-03-04-05  
 Washington, Jason 04  
 Wasserman, James 61-62  
 Watson, Larry W. 67-68  
 Watson, Patrick 04-05-06-07  
 Watson, Will 12-13-14  
 Watson, Willie 95-97-98  
 Watz, Hal 73  
 Waugh, Fred 48-50  
 Waugh, Ronald 43  
 Weathersby, Leon 97  
 Weaver, Barry 61-63  
 Weber, Eugene 58  
 Weber, Kenneth 33  
 Weger, Michael 64-65-66  
 Welch, Mike 83

Welker, Mark 42-46  
 Wellner, Edward 39-40-41  
 Wells, Russ 76  
 Wendel, Dennis 99-00-01-02  
 Wenstrup, Andy 03-04  
 Wentling, Cloyce 34  
 Whalen, Kenneth 60  
 Wharton, Dominique 11-12  
 Wheeler, Bernard 48-49-50  
 Wheeler, Pierre 26  
 Whidden, Bill 74-75-76  
 Whipple, Fred 33  
 Whitaker, Gary 61-63  
 White, Bernard 84-85  
 White, Erik 89-90-91-92  
 White, Maynard 51  
 White, Mark 80-81-82  
 White, Phil 50-51-52  
 White, Ralph 59-60  
 White, Terrel, 03-04-05  
 Whiteside, Earl 61-62  
 Whitfield, Calvin 88  
 Wichman, Mark 76-77  
 Wiener, Doug 76-77-78-79  
 Wilbourne, Steve 88-89-90-91  
 Wiley, Calvin 06-10  
 Wilke, Richard 52  
 Williams, Brad 03-04-05  
 Williams, Casey 98-99-00  
 Williams, Charlie 92-93-94  
 Williams, Eric 85-86  
 Williams, Jack 76-77  
 Williams, Jamaine 95-96-97  
 Williams, James 99-01-02-03  
 Williams, John 42  
 Williams, Junior 95-96-97-98  
 Williams, Lee 79-80-81-83  
 Williams, Mel 64  
 Williams, Roger 06-07-08-09  
 Williams, Ronald 59-60  
 Williams, Stew 64-65-66  
 Williams, Vernon 89  
 Wilson, Art 35  
 Wilson, James 54  
 Wilson, Myron 71-72-73  
 Wilson, Terry 88-89-90-91  
 Windatt, Dave 77-78-79-80  
 Wingate, Heath 64-65-66  
 Wingrove, Ryan 99-00-01  
 Winovich, Pete 04-05-06-07  
 Winters, Rozell 88-89  
 Wireman, Vern 68-69-70  
 Wirick, William 48  
 Wisser, James 62-63-64  
 Witte, Bill 71  
 Witte, Earl 21-22-23  
 Woedzinski, Mitchell 36  
 Wohlers, Arthur 32  
 Wolfe, George 27  
 Woodland, Jack 46-47-48-49  
 Woods Jr., Dwayne 09-10-11-12  
 Workens, James 51  
 Woullard, Jason 92-93-94-95  
 Wright, Brain 2010  
 Wright, Chris 06-07-08-09  
 Wright, Isaac 69-70  
 Wright, Mike 77-78-79  
 Wrightsman, Rolland 50-51-52  
 Wroblewski, Gary 76  
 Wyans, Charles 51  
 Wyse, Joe 90-91-92-93

**Y**  
 Yanez, Jesus 02-03  
 Yawberg, Harold 52-53  
 Yocum, Robin 75-76-77  
 Yoder, Stanley 41-46  
 Young, Andre 79-80-81-82  
 Young, D.J. 06-07  
 Young, James 56  
 Young, Rick 88-90  
 Young, Robert 35-36-37  
 Younkun, Robert 21-22-23-24  
 Youskievicz, Louis 60-61  
 Youssef, Gehad 81-82-83-84

**Z**  
 Zahn, Wayne 43  
 Zelina, Matt 88  
 Zeller, Jason 86-87-88-89  
 Zelonis, Gary 70-71-72  
 Ziegler, Richard 50-51  
 Zimmerman, Shawn 86-89  
 Zimpfer, Robert 57-58-59  
 Zimpfer, Robert 67-68-69  
 Zolciak, Dennis 66-67-68  
 Lewis, Godfrey 98-99-01-02  
 Lewis, Jack 44-47-79  
 Lewis, James 42-45  
 Lewis, Norman Brian 58  
 Lewis, Robert 34



## SPIRIT & TRADITION



### WHY ORANGE AND BROWN?

Orange and brown have been the school colors at Bowling Green State University since 1914, the first year of classes. Legend has it that Leon Winslow, an industrial arts faculty member, got the idea from watching a women's hat on a bus to nearby Toledo, Ohio. He liked the brown and orange color combination. So, too, did former Cleveland Browns' head coach Paul Brown. Following a trip to BGSU in the 1940s, Brown used the colors for his All-America Conference team.

### ALMA MATER

Alma Mater hear us,  
As we praise thy name  
Make us worthy sons and daughters  
Adding to thy fame.

Time will treat you kindly  
Years from now you'll be  
Ever dearer in our hearts,  
Our University.

From your halls of ivy  
To the campus scene,  
Chimes ring out with gladness  
From our dear Bowling Green.

When all is just a mem'ry  
Of the by-gone days,  
Hear our hymn dear Alma Mater  
As thy name we praise.

### FIGHT SONG

Forward Falcons, Forward Falcons  
Fight for victory,  
Show your spirit, make them fear it  
Fight for 'ol Bee Gee.

Forward Falcons, Forward Falcons  
Make the contest keen,  
Shout out the fame of our mighty name  
And win for Bowling Green!

### AY ZIGGY ZOOMBA

Ay Ziggy Zoomba Zoomba Zoomba  
Ay Ziggy Zoomba Zoomba Ze  
Ay Ziggy Zoomba Zoomba Zoomba  
Ay Ziggy Zoomba Zoomba Zi  
Roll along you BG warriors  
Roll along and win for BGSU

Ay Ziggy Zoomba is Bowling Green's unofficial fight song. Gil Fox, an Air Force bombardier in World War II stationed in Italy, brought a loose translation of a Zulu war chant back with him, and since its introduction in 1946 to a campus spirit assembly, it has kept its place in BGSU history. The Falcon football team traditionally sings "Ay Ziggy Zoomba" after each victory.





## SPRIT & TRADITION



### Retired Jersey

The only football jersey ever retired at Bowling Green is #29. It was worn by Paul Miles from 1971-73. Miles rushed for 3,239 yards and 25 touchdowns in his career and was a three-time first team All-MAC selection. He was just the third back in NCAA history to rush for 1,000 or more yards in three consecutive seasons.

### Frieda & Freddie Falcon

Frieda and Freddie Falcon are the official mascots of the Bowling Green Falcons. Together with the BGSU cheerleaders, Frieda and Freddie boost spirit at intercollegiate athletic events. Tryouts are held each spring, and winners remain anonymous to the student body until each is "beheaded" at the last home basketball and hockey game. The Freddie Falcon tradition began in 1950 while Frieda Falcon was added for the 1979-80 athletic year.

### Why The Falcons?

The 2015-2016 athletic year marks the 88th anniversary of Bowling Green's nickname, Falcons. Before 1927, BG teams were called the Normals or Teachers. Ivan Lake '23 suggested the nickname after reading an article on falconry. Lake, managing editor and sports editor of the Sentinel Tribune in Bowling Green at the time, proposed the name change because it fit headline space and because falcons were "the most powerful bird for their size and often attacked birds two or three times their size."



### PEACE PIPE AWARD

The Peace Pipe was a traveling award that went to the winner of the annual gridiron battle between Bowling Green and Toledo. The Peace Pipe tradition actually began on the basketball court during the 1947-48 season. At that time, the teams exchanged a six-foot long wooden peace pipe. The original basketball Peace Pipe disappeared, so, in 1980, the Peace Pipe was reinstated for football with former UT football player Frank Kralik creating the present trophy. Today's Peace Pipe is a smaller version of the original pipe, resting atop a trophy. The Peace Pipe was eliminated prior to the 2011 season and replaced by the "Battle of I-75" Trophy.



### ANNIVERSARY AWARD

The Anniversary Award is a traveling award that goes to the winner of the football game between Bowling Green and Kent State. Established in 1985 by the respective alumni departments at BGSU and KSU, the Anniversary Award commemorates the founding of BGSU and KSU in the year 1910.





# DOYT L. PERRY STADIUM



Doyt L. Perry Stadium has added lights, a new scoreboard, FieldTurf, some chairback seating and the Sebo Athletic Center since 2001

Doyt L. Perry Stadium, with its 24,000 seating capacity, is celebrating its 50th year as the home of Bowling Green State University football. In 2001 permanent lighting was installed at the venue and home attendance doubled. In 2007 FieldTurf and the Sebo Athletic Center were added and in 2012 a high definition video board in the south endzone was installed.

Built in 1966 for approximately \$3 million as a replacement for the 43-year-old University Stadium, Perry Stadium had a capacity of 23,272 until bleacher seats were installed in both end zones in 1982 (Those bleachers have been removed, to give way for the Sebo Athletic Center, giving BGSU the 24,000 current capacity). One of the largest and most attractive athletic facilities in the Mid-American Conference, Perry Stadium set the conference record for single-game attendance.

On Oct. 8, 1983, a huge crowd of 33,527 packed into Perry Stadium for the annual Northwest Ohio rivalry between Bowling Green and Toledo, establishing a school and MAC

record for single-game attendance. The Falcons went on to set a season record, breaking the six-digit figure for five games with a total draw of 100,021. It marked the first time in history that Bowling Green averaged more than 20,000 fans for five home football games.

That figure was topped in 1985, when Bowling Green posted a perfect record (11-0) in the regular season and clinched the MAC Championship by shutting out Toledo at Perry Stadium in November. More than 28,000 fans turned out that day, raising Bowling Green's season attendance to an average of 22,422. In 1994, BG fans bettered the mark of 1985 as 114,802 fans, an average of 22,960, attended the five home games.

In 2003, Falcon faithful attended sellout games against Northern Illinois and Toledo as ESPN broadcast three games live from the facility and brought its weekly college football show, College Gameday, to Bowling Green. That year, BGSU averaged more than 21,000 per home game.

Perry Stadium is more than just a football facility. The east side of the stadium includes locker rooms, equipment rooms, and some Athletic Department offices. The west side is the home of the BGSU Golf Training Center, filled with a 1,200 square foot putting green, locker rooms and hitting bays, as well as offices for both men's and women's soccer.

Sitting atop the press box on the west side of the stadium is the plush Stadium Club. The Stadium Club's 106 theatre-type seats provide loyal BGSU fans with the best view of the game. The President's Box, located at the top of the east side of the stadium, provides luxury seating for the University President and her guests, along with other supporters of Falcon football.

The construction of elevators on both sides of the stadium, completed in early 1998, has made the stadium more accessible for all fans. Renovations to all boxes on both sides and the stadium club have taken place over the last few years making for a more "fan-friendly" atmosphere. Bowling Green won

the first game ever played in Perry Stadium, defeating Dayton, 13-0, on Oct. 1, 1966. Since that time, the Falcons have won over 65 percent of their home games, compiling a 155-81-6 record in the 242 games played at Perry Stadium.

## Total Home Attendance

3,768,070  
(an average of 15,193 for 248 home games over the last 49 years)

## Longest Winning Streak

16 (1983-86)

## Longest Unbeaten Streak

19 (1991-94)



# PERRY STADIUM RECORDS

## DOYT L. PERRY STADIUM RECORDS

### Rushing

Attempts	46, Bryant Jones vs. Kent, 10/31/81
Yards	225, Darryl Story vs. Ball State, 11/5/83
TDs	5, Dave Preston vs. Dayton, 9/21/74

### Passing

Attempts	73, James Knapke vs. Indiana, 9/13/14
Completions	46, James Knapke vs. Indiana, 9/13/14
Yards	440, Ben Roethlisberger (Miami), 12/4/03; 438, Josh Harris vs. Northern Illinois, 10/25/03
TDs	6, Ryan Henry vs. Ball State, 10/22/94
Interceptions	6, Neil Britt (Ball State), 11/5/83; Ryan Henry (BGSU) vs. Louisiana Tech, 8/31/95

### Receiving

Receptions	16, Roger Lewis vs. Indiana, 9/13/14
Yards	237, Dave Naumcheff (Ball State), 11/5/83
	BGSU: 213, Chris Gallon vs. Kent State 11/17/12
TDs	4, Jeff Groth vs. Grand Valley, 9/23/78

### Scoring

Points	30, Dave Preston vs. Dayton, 9/21/74
Field Goals	3, Several, most recently by Jerry Phillips vs. Ohio, 10/3/09

### Long Plays

Rush	93 yds., Mike McGee vs. Central Michigan, 11/21/87 (TD)
Pass	96 yds., Mark Miller to Dave Dudley vs. San Diego State, 9/25/76 (TD)
Interception	88 yds., Julius Livas vs. Miami, 10/23/71
	88 yds., Scott Frazier (Miami), 10/27/90 (TD)
Punt Return	100 yds., Courtney Davis vs. Kent, 10/12/96 (TD)
Kickoff Return	94 yds., Leon Weathersby vs. Western Michigan, 10/11/97 (TD)
Punt	81 yds., Cris Shale vs. Ohio, 10/6/90
Field Goal	60 yds., Derek Schorejs vs. Toledo, 10/21/95

### Most Points

By BG	72 vs. Ohio, 10/5/02
By Opponent	49, Miami, 12/4/03 and Boise State, 9/26/09

In the event that a BGSU player does not hold a record, the top Falcon performance is also listed.

Perry Stadium is named in honor of the man who led Bowling Green to a 77-11-5 record in his 10 years as the head coach of the Falcons. Doyt L. Perry was simply one of the greatest football coaches of his day. His .855 winning percentage over 10 seasons in the 1950s and 1960s remains one of the highest in football history. In fact, Perry is fifth all-time behind Bob Reade (Augustana), Knute Rockne (Notre Dame), Frank Leahy (Notre Dame), and Larry Kehres (Mount Union) in winning percentage among coaches with at least 10 years of service on the collegiate level. Perry served as the BGSU athletic director for seven years (1965-71) after stepping down as football coach.



The football facility at BGSU was formally dedicated as Doyt L. Perry Stadium on Sept. 26, 1992. Present for the ceremony were (l-r) Perry's children D.L., Judy Perry McClain, David and Doyt's wife Loretta. They are joined by John Mahaney, former president of the Board of Trustees, former University President Paul J. Olscamp and former Athletic Director Jack Gregory.

## Top 15 Home Crowds

1.	33,527	vs. Toledo, Oct. 8, 1983
2.	31,007^	vs. N. Illinois, Oct. 25, 2003
3.	29,724	vs. Toledo, Nov. 29, 2003
4.	29,210	vs. Toledo, Oct. 2, 1993
5.	28,110	vs. Toledo, Nov. 16, 1985
6.	27,333	vs. Toledo, Oct. 19, 1991
7.	26,860	vs. Toledo, Oct. 9, 1971
8.	26,483	vs. Toledo, Nov. 23, 2001
9.	25,616	vs. Miami, Nov. 15, 2006
10.	25,057#	vs. Akron, Sept. 30, 1989
11.	25,000	vs. Akron, Sept. 28, 1985
12.	24,631	vs. Miami, Oct. 29, 1994
13.	24,409	vs. Miami, Sept. 24, 1983
14.	24,194	vs. Miami, Oct. 25, 1975

# first night game

^ ESPN's College Game Day

## BGSU Doyt Perry Stadium Records

1966	3-1-0
1967	2-3-0
1968	4-1-0
1969	3-2-0
1970	2-2-1
1971	3-2-0
1972	3-1-0
1973	4-1-0
1974	4-1-0
1975	3-2-0
1976	3-3-0
1977	2-3-0
1978	2-3-0
1979	2-3-0
1980	2-3-0
1981	2-2-1
1982	5-0-0
1983	4-1-0
1984	5-0-0
1985	5-0-0
1986	4-1-0
1987	3-2-0
1988	2-2-0
1989	3-2-0
1990	1-1-2
1991	5-0-0
1992	5-0-0
1993	4-0-1
1994	4-1-0
1995	2-3-0
1996	3-2-0
1997	2-2-0
1998	4-1-0
1999	4-1-0
2000	1-4-0
2001	4-1-0
2002	6-0-0
2003	6-1-0
2004	5-0-0
2005	2-3-0
2006	2-2-0
2007	4-1-0
2008	1-4-0
2009	3-3
2010	1-4
2011	2-4
2012	4-1
2013	5-1
2014	4-2
2015	4-2
Total	163-85-6, .654



# ATHLETICS HALL OF FAME

Inductee (sport[s]).....	Year Inducted		
Albers, Lori '95.....	2004	(basketball)	
(coach, administrator).....	1966		
Anderson, Harold.....	1966	(coach, administrator)	
Arndt, Larry, '85.....	1996	(baseball)	
Bachman, Alva.....	1968	(contributor)	
Bachman, Carl, '25.....	1966	(basketball, tennis, baseball, track, football)	
Backstrom, Paulette, '90.....	1995	(basketball)	
Bair, Charles, '71.....	1978	(baseball)	
Baldwin, George, '47.....	1991	(football, baseball)	
Bayless, Martin, '84.....	1989	(football)	
Beillard, Bruce, '48.....	1984	(football, wrestling, coach)	
Bender-Cleary, Julie, '84.....	1990	(gymnastics)	
Beyerman, Fred.....	2003	(coach/administrator)	
Bianchi, Alfred, '54.....	1965	(basketball)	
Bishop, Harold, '40.....	1987	(basketball)	
Black, Chuck, '79.....	1987	(baseball)	
Black, Todd, '93.....	2004	(track/cross country)	
Blackledge, Ronald, '60.....	1972	(baseball, football)	
Blake, Rob, '90.....	1996	(hockey)	
Bonner, Angelene '90.....	2000	basketball	
Bordner, Wayne, '47.....	1980	(football, basketball, track)	
Bradshaw, William, '55.....	1987	(football, track, swimming & diving)	
Brizandine, John, '71.....	2008	(lacrosse)	
Brodt, Mel.....	1987	(coach)	
Brudzinski, Steve, '41.....	1967	(football)	
Buckenmeyer, Charles, '46.....	1973	(football, basketball, golf)	
Casey, Bernard, '61.....	1966	(football, track)	
Cash, Cornelius.....	2009	(basketball)	
Chapman, Chester, '32.....	1965	(football)	
Clucas, Charles, '21.....	1967	(football, baseball)	
Coe, Stephanie, '87.....	2001	(basketball)	
Cochrane, Mickey.....	1992	(coach)	
Colburn, Robert, '60.....	1977	(football, tennis)	
Collas, Sara '90.....	2006	(cross country and track)	
Cooper, Samuel.....	1975	(coach)	
Cunningham, Don, '43.....	1981	(administrator)	
Cunningham, Jay, '65.....	1991	(football)	
Daniels, Antonio '97.....	2007	(men's basketball)	
Darrow, James, '60.....	1965	(basketball)	
Diefenthaler, Wade '59.....	2007	(baseball)	
DeOrio, Victor, '58.....	1977	(football)	
Dobek, Robert, '75.....	1983	(hockey)	
Travis Downey, '00.....	2009	(track)	
Dunham, Vernon, '49.....	1989	(football, basketball)	
Durig, Fred, '53.....	1975	(football)	
Dwors, Bob, '65.....	1998	(basketball)	
Dyminski, Dave, '74.....	1994	(soccer)	
Eakins, Ralph, '58.....	1988	(swimming & diving)	
Ellett, Dave, '84.....	1998	(hockey)	
Ellis, Crystal, '57.....	1971	(basketball)	
Emerson, Nelson, '92.....	1995	(hockey)	
Esslinger, Carolyn '95.....	2006	(volleyball)	
Farrell, Pete, '69.....	1982	(soccer, lacrosse)	
Filiere, Howard, '29.....	1969	(football, basketball, baseball)	
Friel, Mary Beth '92.....	2004	(gymnastics)	
Galley, Garry, '84.....	1990	(hockey)	
Gerber, James, '54.....	1992	(basketball)	
Giroux, Jack, '57.....	1980	(football)	
Gray, Wyndol, '46.....	1964	(basketball)	
Green, Joseph, '70.....	1975	(football, wrestling)	
Greer, David, '83.....	1999	(basketball)	
Gregory, Jack.....	1994	(administrator)	
Groth, Jeffrey, '79.....	1984	(football, baseball)	
Haas, Gary, '74.....	1994	(baseball)	
Harshman, Ralph.....	1973	(contributor)	
Hartman, John, '35.....	1966	(track)	
Heard, Ron, '90.....	2005	(football, track)	
Hecker, Jack, '56.....	1964	(football)	
Hershiser, Orel, '80.....	1985	(baseball)	
Hills, Brian, '83.....	1988	(hockey)	
Holzinger, Brian, '95.....	2005	(hockey)	
Hoppel, James, '61.....	1969	(wrestling)	
Hunter, Stan, '86.....	1992	(football)	
Inman, James, '37.....	1966	(football, basketball)	
Jackson, Carlos, '58.....	1977	(football, track)	
Jamison, Kim, '85.....	2008	(track)	
Johnson, Dewey, '46.....	1968	(football, basketball, baseball, track)	
Keefe, Bob,.....	1997	(coach)	
Kepler, Donald, '57.....	1972	(swimming & diving, golf)	
Klein, Steve '96.....	2006	(soccer)	
Kline-Ruminski, Shane '95.....	2013	(basketball)	
Knierim, James, '48.....	1970	(football, basketball, baseball)	
Knox, John, '70.....	1976	(baseball)	
Koester, Phil, '84.....	1990	(swimming & diving)	
Komives, Howard, '64.....	1970	(basketball)	
Kruzich, Gary, '87.....	1994	(hockey)	
Kubiak, Leo, '48.....	1974	(basketball, baseball)	
Ladd, James, '54.....	1969	(football, basketball, track)	
Lake, Ivan, '24.....	1964	(football, tennis, contributor)	
Landis, Paul.....	1966	(coach)	
LaPrise, Gary, '65.....	1970	(swimming & diving)	
Leaver, Brian '94.....	2006	(football)	
Leitman, Macs, '30.....	1971	(football, baseball)	
Lessig, Nikki, '95.....	2005	(track)	
Lienhardt, Amy, '88.....	1995	(softball)	
Lightvoet, Tom, '73.....	2005	(tennis)	
Lewis, Bud '75.....	2000	(soccer)	
Lisbon, Don, '63.....	1980	(football)	
Liut, Mike, '77.....	1982	(hockey)	
Long, Robert, '51.....	1977	(basketball, track)	
Luedtke, Dorothy, '47.....	1985	(athlete, coach)	
MacDonald, Craig '74.....	2000	(track/cross country)	
MacLellan, Brian, '82.....	1987	(hockey)	
Madaras, Adolph, '40.....	1995	(football, basketball, track)	
Manson, Beth '88.....	2000	(track)	
Markell, John '79.....	2000	(hockey)	
Marsh, Fred, '33.....	1985	(football, basketball, coach)	
Carla Marshack '92.....	2006	(tennis)	
Martella, Rob '93.....	2002	(soccer)	
Martin, David, '47.....	1970	(football, wrestling)	
Mason, Ron.....	1997	(swimming & diving)	
McClain, Dave, '60.....	1986	(football)	
McClure, Brian, '85.....	1991	(football)	
McCulloch, Josie '94.....	2004	(swimming)	
McCullough, Mike, '68.....	1990	(golf)	
McDonald, Jim '59.....	2006	(men's basketball)	
McDowell, Roger, '83.....	1988	(baseball)	
McGuire, Megan '89.....	2006	(women's basketball and volleyball)	
McPhee, George, '82.....	1987	(hockey)	
Mephram, Dennis '80.....	1986	(soccer)	
Mika, Lisa '92.....	2004	(volleyball)	
Miles, Paul, '74.....	1990	(football, baseball)	
Miller, Mark, '78.....	1983	(football)	
Minnich, Max, '49.....	1999	(basketball, football, track)	
Miwa, Vicki '88.....	2001	(softball)	
Mollenkopf, Kenneth, '31.....	1965	(baseball, football)	
Morrow, Kenneth, '79.....	1984	(hockey)	
Murnen, John, '58.....	1979	(football)	
Murphy, Laura, '85.....	1991	(track/cross country)	
Murray, Ford, '35.....	2005	(football, basketball, baseball, track)	
Motycka, Jackie, '89.....	1994	(basketball)	
Nehlen, Don, '58.....	1978	(coach, football, baseball)	
Oestring, Marny '02.....	2013	(gymnastics)	
Olds, Hayden, '27.....	1983	(basketball, football, tennis)	
Omori, Jerry, '53.....	1980	(baseball)	
Otten, Donald, '46.....	1966	(basketball)	
Otten, Mac, '49.....	1979	(basketball)	
Owen, Larry, '77.....	1986	(baseball)	
Palko, Vince '94.....	2006	(football)	
Palmer, Dennis, '66.....	1979	(wrestling)	
Palmisano, Gary, '74.....	1998	(soccer, coach)	
Paluch, Scott '88.....	2013	(hockey)	
Parks, Greg.....	2002	(hockey)	
Patterson, Cheryl, '96.....	2008	(swimming)	
Payak, John, '49.....	1974	(basketball)	
Perry, Charles E., '59.....	1986	(football)	
Perry, Doyt, '32.....	1971	(coach, administrator, football)	
Piatkowski, Walt, '68.....	1989	(basketball)	
John Piper.....	2001	(coach)	
Pfeiffer, Mary '88.....	1997	(swimming & diving)	
Popovich, Linda, '90.....	1995	(volleyball)	
Preston, Dave, '77.....	1982	(football)	
Puthoff, Sara, '98.....	2009	(basketball)	
Ramlow, Bob '59.....	2001	(football and track)	
Redd, Ronnie, '94.....	2008	(football)	
Reeser, '61.....	2003	(swimming)	
Regnier, Bill, '64.....	2005	(athlete, coach)	
Reynolds, Robert, '64.....	1973	(football)	
Ridgway, Neil, '84.....	1990	(soccer)	
Rivers, Jamie, '67.....	1981	(football)	
Rudy, Wayne, '43.....	1974	(basketball, baseball)	
Russell, Kenneth, '57.....	1967	(wrestling, football)	
Ryan, Kevin '80.....	2001	(cross country/track)	
Sawdy, Allan.....	1967	(trainer)	
Schiller, Tammy, '92.....	1999	(volleyball)	
Schnelker, Robert, '51.....	1964	(football)	
Schoeni, Ken.....	1996	(administrator)	
Scott, Talita '94.....	2007	(basketball)	
Shale, Cris, '90.....	1996	(football)	
Share, Charles, '50.....	1964	(basketball)	
Sharp, Glenn.....	1982	(equipment manager)	
Siegferth, Joseph, '48.....	1972	(basketball)	
Siminski, Edward, '40.....	1965	(football)	
Simpson, Charles '65.....	2007	(gymnastics coach)	
Sink, Sidney, '71.....	1976	(track/cross country)	
Skibbie, Franklin, '26.....	1964	(football, basketball, baseball, tennis, track)	
Smith, Doug, '78.....	1986	(football)	
Smith, Larry, '62.....	1991	(football)	
Spengler, John, '82.....	1989	(football, golf)	
Steller, Warren.....	1965	(coach)	
Stevenson, Clifford, '32.....	1967	(football)	
Stough, Claitus, '20.....	1991	(football, basketball, baseball)	
Stubbs, Tom '49.....	2007	(swimming and diving)	
Sturt, Fred, '73.....	1992	(football)	
Szlachcic, Mark '93.....	2003	(football)	
Szekeley, Andrea '89.....	2001	(swimming)	
Talkington, Paul, '69.....	2007	(men's cross country)	
Thurmond, Nate, '63.....	1975	(basketball)	
Tracy, Andy '96.....	2006	(baseball and football)	
Tuttle, Chris, '83.....	1988	(basketball)	
Vallou, Scott, '02.....	2009	(soccer)	
Vasil, Cheryl '80.....	2001	(gymnastics)	
Villapiano, Phil, '71.....	1976	(football)	
Vivian, Jack.....	2008	(coach)	
Walker, Rich, '71.....	1994	(basketball)	
Walters, Ken, '76.....	1992	(golf)	
Wells, Mark, '79.....	1992	(hockey)	
Wansbrough, Jamie, '86.....	1991	(hockey)	
Weger, Mike, '67.....	1972	(football)	
White, Bernard, '85.....	2007	(football)	
White, Erik '93.....	2003	(football)	
Whittaker, Raymond, '49.....	1974	(contributor)	
Whittaker, Robert.....	1968	(coach)	
Wilcox, Michael, '75.....	1983	(lacrosse)	
Williams, Henry, '69.....	1986	(track)	
Williams, Stew, '67.....	1991	(football)	
Winters, Chuck '69.....	2004	(lacrosse)	
Wittmer, Earl, '26.....	1966	(baseball)	
Woodland, Jack, '49.....	1967	(football, wrestling)	
Worsfold, Donald '58.....	2001	(swimming)	
Wottle, Dave, '73.....	1978	(track/cross country)	
Wright, Tom '66.....	2002	(track)	
York, Jerry.....	2003	(Hockey)	
Young, Andre.....	2004	(football)	
Young, Dick.....	2000	(athletic director)	
Young, Jim, '57.....	1988	(football)	
Young, Kip, '76.....	1981	(baseball)	
Youngkin, Robert, '26.....	1965	(football, baseball, track)	
Zimpfer, Robert, '60.....	1974	(football)	
1983-84 Hockey Team.....	1993		
1959 Football Team.....	2013		





## ***PRESIDENT MARY ELLEN MAZEY, PHD***



Mary Ellen Mazey became the 11th president of Bowling Green State University on July 1, 2011. Prior to assuming the presidency, she served as Provost and Vice-President of Academic Affairs at Auburn University, as Dean of the Eberly College of Arts and Sciences at West Virginia University, and as Dean of the College of Liberal Arts at Wright State University. In 1996-97 she had an Intergovernmental Personnel Assignment and served as Director of the Office of University Partnerships at the U.S. Department of Housing and Urban Development. A first-generation college graduate, Dr. Mazey earned bachelor's and master's degrees from West Virginia University and a Ph.D. in geography from the University of Cincinnati.

President Mazey is deeply committed to student success and to providing a high quality education that leads to long-term career value for students. Her vision for BGSU is focused on building regional, state, national and global partnerships that enhance the student experience, facilities, revenues and ensure that BGSU is positioned in the global marketplace. She is committed to a diverse campus environment that serves all students.

With her emphasis on strategic planning and partnership building, BGSU has partnered with a local hospital for a new student health center, with the State of Ohio for a new crime laboratory, and with North Star Aviation for a new hangar/classroom building. There is an emphasis on providing new classroom space for innovative, new academic programming. The campus has renovated or opened 10 new buildings in the last three years.

Dr. Mazey has served as a consultant on strategic planning and as an evaluator for the Higher Learning Commission. She currently serves on the Association of Public and Land-Grant Universities (APLU) Voluntary System of Accountability (VSA) Board and as Chair-elect of the board for the Western Collegiate Hockey Association (WCHA). In addition, she serves on the board of directors of the Toledo Chamber of Commerce and the northwest Ohio Regional Growth Partnership.





# DIRECTOR OF ATHLETICS CHRIS KINGSTON



D. Christopher Kingston was named the 13th full-time Athletics Director at Bowling Green State University on June 9, 2013. The Falcons have had an unprecedented run of success with Kingston at the helm of the 18-team Intercollegiate Athletics program at BGSU. He has a tremendous vision and believes Falcon Athletics will continue to achieve at a high level academically, athletically and in the community.

Academically, student-athletes had the strongest year ever in the history of Falcon athletics during the 2014-15 academic year. During the spring of 2015, BGSU student-athletes boasted a school-record 3.186 cumulative grade point average, setting a new standard. Sixty-four of BGSU's student-athletes recorded a perfect 4.0 grade point average during the spring semester and 24 carry a perfect cumulative GPA for their collegiate career. More than 63 percent hold a 3.0 grade point average or better. Six of Bowling Green's 18 teams posted a 3.50 combined GPA or better in the spring, led by a remarkable 3.96 grade point average from the men's cross country team to give the program a 3.91 cumulative GPA. Women's cross country had a 3.69 spring team GPA, followed by women's basketball (3.55 GPA), tennis (3.54 GPA), women's golf (3.50 GPA) and gymnastics (3.50 GPA). Volleyball posted a 3.48 grade point average and softball had a 3.43. In total, 15 of BGSU's 18 teams had a 3.0 GPA or better during the spring semester and 15 also have a cumulative grade point average of 3.0 or better. The Athletics Department also posted some of its best Academic Progress Rate [APR] scores in history. Eight teams posted their best APR scores since the rating system began for the 2004-05 season. BGSU had seven teams post a perfect single-year rate, while 11 of BGSU's 18 sports posted scores equal to or better than the year prior.

Throughout Kingston's second year at Bowling Green, several notable accomplishments took place. Richaun Holmes became the Falcons' first NBA draft pick since 1999 when he was taken by the Philadelphia 76ers with the 37th overall pick. Holmes represented the first player taken in the draft from the Mid-American Conference since 2003. Two Falcon baseball players were also drafted following the season. Trey Keegan (14th, Atlanta Braves) became the Falcons' highest draft pick since 2005. Brian Bien (31st, Kansas City Royals) was also selected, marking the first time since 2011 in which two BGSU baseball players have been drafted in the same season. Bowling Green football won the MAC East for the second consecutive season in 2014, while also winning the inaugural Raycom Media Camellia Bowl – their first bowl win since 2004. Brooke Pleger, Bowling Green's first female three-time All-American, won the MAC

Championship in the Hammer Throw and finished third at the NCAA Championships. Additionally, seven teams finished in the top half of the league during the 2014-15 season.

Two of the most significant gifts in the history of Bowling Green State University were made to Falcon Athletics during Kingston's tenure. BGSU received its largest single gift when the late Bill Frack announced his commitment of more than \$20M in support of the men's basketball program in April of 2014. Then BGSU Baseball Hall of Famer Gary Haas made a \$1 million commitment to the Falcon baseball program in May of 2014, the largest single gift made by a former athlete of the program. In the most recent fiscal year completed on June 30, 2015, Falcon Club membership rose by more than 4%, and total annual contributions to Athletics rose by more than 6%.

Kingston made several important and impressive hires during his second year on the job, including the announcement of alumnus Michael Huger returning to Northwest Ohio to take the reins of the men's basketball program. Additionally, Kingston hired Sarah Willis to lead the Falcon softball program and Matt Ense to head the women's swimming and diving program.

Prior to accepting the Athletics Director role at BGSU, Kingston spent more than two years at North Carolina State University, first as the Senior Associate Director of Athletics before being elevated to the role of Executive Senior Associate Director of Athletics. At N.C. State, Kingston was directly responsible for the day-to-day operations of the football and men's basketball programs. Additionally, he oversaw external initiatives, athletic branding and multimedia rights. He also supervised student services and media relations, and was integral in the development of the athletic department's first leadership academy. Kingston also served as the athletics department's liaison to the Wolfpack Club and was a member of the Intercollegiate Athletics Cabinet.

Prior to his time at N.C. State, Kingston spent four years as the Associate Director of Athletics for Operations and then the Special Assistant to the Director of Athletics/Director of Annual Giving for the U.S. Military Academy. His most recent position at West Point included handling the daily operations of the A-Club and directing the Army Athletic Association's annual fund-raising campaign. He also worked with each of the department's 25 Division I intercollegiate teams with regards to their specific fund-raising accounts.

In that capacity, Kingston organized the Athletic Director's Tailgate and the home and away football donor events. He helped integrate premium courtside and rinkside seating at basketball and hockey, respectively. With direct oversight of the ticket office, he led the transition of a multiyear agreement with Paciolan as the Athletic Association began to streamline customer service with digital ticketing. Kingston was part of the association's external operations team, which helped to synchronize the ticket office, A-Club and marketing efforts.

Other day-to-day business for Kingston included sport supervision for the golf, gymnastics, men's soccer and rifle teams. During his time at West Point, he served as a member of the NCAA Rifle Committee.

Kingston is a 2010 graduate of the Executive Program of the Sports Management Institute and attended instruction at the University of Michigan's Ross School of Business and the University of Texas's McCombs School of Business. He also attended the Division 1A Athletic Director's Institute in 2010, a "by invitation only" gathering of the most talented intercollegiate professionals.

Kingston was instrumental in several recent coaching hires at the Army Athletic Association. He planned, organized and executed searches for head football, men's basketball, men's soccer and men's golf coaches. Kingston was commissioned as a second lieutenant in the U.S. Army's Military Intelligence Corps upon graduation from the University of Central Florida in May, 1994. He retired from the U.S. Army in Sept., 2009.

In addition to earning his bachelor's degree from the University of Central Florida, Kingston got his master's degree in leadership development and educational counseling from Long Island University prior to his initial assignment to West Point.

Kingston and his wife, Stephanie, a native of Whiteville, N.C., have four children: Lakin, Christopher Jr., Luke, and Mackenzie.





# BGSU ATHLETICS ADMINISTRATION



**KIT HUGHES**  
*Senior Associate  
 Athletic Director*

*Sport Administrator for: Football,  
 Men's Basketball*

Kit Hughes was named Senior Associate Athletics Director at BGSU in April of 2014. He came to BGSU after serving as the Assistant Director of Athletics for Corporate Relations at North Carolina State.

Hughes began at NC State as the Assistant Director of Football Operations and the Director of Summer Camps in January of 2007. He quickly rose the ranks in Raleigh, being named Director of Football Operations in March of 2009 and was then promoted to Assistant Director of Athletics for Football two years later. In January of 2013, Hughes moved into his final role at NC State in which he identified, researched and cultivated relationships with local and regional businesses.

At Bowling Green, Hughes oversees the ticket office, marketing and promotions, licensing, athletic communications and Falcon Sports Properties. He assists Director of Athletics Chris King with the day-to-day operations of the athletics department, as well as the football and men's basketball programs.

Hughes earned his bachelor's degree in sociology in 2001 from Bowdoin College in Brunswick, Maine and received his master's degree in higher education from Boston College in 2006. He was a four-year letterman in lacrosse at Bowdoin and led his team to the ECAC Championship in 2001. At Boston College, he served as a graduate assistant in the football program as well as an intern in compliance. He has coaching experience in both hockey and lacrosse.

Hughes is married to the former Kathrine Ranere and the couple has four children.




**LAUREN ASHMAN**  
*Senior Associate Athletic  
 Director/SWA*




**JIM ELSASSER**  
*Associate Athletic Director  
 Internal Affairs*



**DAN MEYER**  
*Associate Athletic Director  
 Development*



**CHET HESSON**  
*Assistant Athletic Director  
 Academic/Student Services*



**JASON KNAVEL**  
*Assistant Athletic Director  
 Athletic Communications*



**STEVE MESSENGER**  
*Assistant Athletic Director  
 Operations, Events, Championships*



**JANE MYERS**  
*Assistant Athletic Director  
 Development*




**ALFRED CASTILLO**  
*Assistant Athletic Director  
 Sports Medicine*



**TOMMY RAPIER**  
*Assistant Athletic Director  
 Equipment Operations*



**DR. LEE MESERVE**  
*Faculty Athletics  
 Representative*



**MARK LUKOSAVICH**  
*Director of Compliance*



**AMY LANNING**  
*Administrative Secretary to  
 the Athletic Director*