



X X X
X X X



FALCON FOOTBALL

X X X

X X X

2019 RECORD BOOK

X X X
X X X





2019 RECORD BOOK • TABLE OF CONTENTS

BGSU Football Information

Quick Facts.....	1
Media Information	2
Radio Information	3

Opponent Info

All-Time Records.....	4
Series Records.....	5-6

BGSU History

Falcon Tradition.....	7-11
All-Americans.....	12-13
Bowl Games.....	14-21
All-MAC Performers	22-23
Championship/Postseason Teams	24-32
Players In The NFL	33

Record Book

Individual Records	34-39
Team/Miscellaneous Records.....	40-42
Annual Leaders	43-48
All-Time Assistant Coaches	49-50
Honors.....	51-54
Hall Of Fame	55
Milestones.....	56-61
Year-By-Year Results.....	62-66
Head Coaches	67-71
Letterwinners.....	72-76
Spirit & Tradition	77
Doyt L. Perry Stadium	78-79

BGSU Quick Facts

School.....	Bowling Green State University
Location	Bowling Green, Ohio 43403
Founded	1910
Enrollment	19,540
Nickname	Falcons
Colors.....	Orange & Brown
Affiliation	NCAA Division I
Conference.....	Mid-American, East Division (MAC)
Stadium.....	Doyt Perry Stadium (24,000)
Surface	Shaw Sport Turf
University President	Dr. Rodney Rogers
Director of Athletics.....	Bob Moosbrugger
Faculty Representative	Dr. Ray Schneider, Dr. Donna Trautman
Athletics Dept. Phone	(419) 372-2401
Athletics Website	BGSUFalcons.com

Coaching Staff

Head Coach	Scot Loeffler (Michigan '98)
Record at BGSU	0-0 (1st season)
Career Record	0-0 (1st season)
Associate HC/Linebackers.....	Steve Morrison (Michigan '94), 1st
Off. Coordinator/Offensive Line	Terry Malone (Holy Cross '82), 1st
Defensive Coordinator.....	Brian VanGorder (Wayne State '92), 1st
ST Coor./Safeties	Jacob Schoonover (American Public '10), 2nd
Running Backs	Chris Hedden (Heidelberg '94), 1st
Passing Game Coor./WR.....	Erik Campbell (Michigan '88), 1st
Quarterbacks.....	Max Warner (Milliken '06), 1st
Tight Ends	Louie Addazio (Boston College '14), 1st
Secondary	LaMarcus Hicks (Iowa State '06), 2nd
Defensive Line	Julian Campenni (UConn '15), 1st
Offensive GA	Michael Brewster (Ohio State '12), 1st
Offensive GA	Brandon Rooze (Trine '19), 1st
Defensive GA.....	Gus Schwieterman (Bowling Green '17), 2nd
Defensive GA.....	Tyler Henderson (Stephen F. Austin '17), 1st
Dir. of Operations	Olivia Passy (Boston College '18), 1st
Dir. of Player Personnel.....	Devon Smith (West Virginia '14), 1st
Dir. of Strength/Conditioning	Kevin Tolbert (Navy '81), 1st
Athletic Trainer	Dani Coppes (Ohio State '14), 4th
Acad. Coord.	Marissa Tashenberg (Eastern Kentucky '14) 3rd

Team Information

2018 Overall Record	3-9
2018 MAC Record	2-6 (5th East)
Primary Offense	No huddle multiple
Primary Defense.....	Multiple
Starters Returning/Lost.....	16/12
Offensive Starters Returning/Lost:.....	7/4
Defensive Starters Returning/Lost:	5/7
Special Teams Returning/Lost:	4/2
Letterwinners Returning/Lost:	36/22
Offensive Letterwinners Returning/Lost:	16/10
Defensive Letterwinners Returning/Lost:	15/12
Special Teams Letterwinners Returning/Lost:.....	5/0

Media Information

Football Contact	Jason Knavel
Office Phone.....	(419) 372-7075
Cell Phone	(814) 464-5009
Email	jknavel@bgsu.edu
Secondary Contact	James Nahikian
Cell Phone	(248) 224-8113
Email.....	jnahiki@bgsu.edu
Visiting Radio Lines.....	POTS: (419) 372-9889; 372-0364

CREDITS

The 2019 BGSU football record book was produced by the BGSU Athletic Communications Office – Jason Knavel, Football Contact and Director; Mike Cihon and James Nahikian, Assistant Directors – in cooperation with the BGSU football program. Primary inside photography by Craig Bell and Brad Phalin, BGSU Office of Marketing and Communications. Cover by Mallory Hiser.



2019 MEDIA INFORMATION

CREDENTIALS

Requests for working press credentials should be made to the BGSU Athletic Communications Office. Requests should be made at least one week in advance. Late requests will be honored if space is available, but parking cannot be guaranteed for requests less than one week in advance. Scouts and non-working media will be seated if space is available, dependent on league and national rules.

WEEKLY INFORMATION

Media members can access BGSU information via the internet at BGSUFalcons.com. Weekly game notes and statistics will be updated regularly. A PDF version of releases and statistics can be e-mailed to those outlets which would prefer to receive this information on a regular basis. Please notify the BGSU Athletic Communications Office if you would like to be put on our primary media e-mail list.

MAC TELECONFERENCE

Football head coach Scot Loeffler will be available each Monday during the regular season on the weekly MAC Teleconference. To join this MAC teleconference please contact the MAC at 216-466-5622.

WEEKLY PRESS CONFERENCES

Football coach Scot Loeffler will hold a weekly media press conference in the Wilcox Room on the third floor of the Sebo Athletic Center. All members of the media are welcome to attend. Out-of-town media should contact Jason Knavel to schedule a phone interview with Coach Loeffler or players at least one day in advance. Audio and video of each weekly press conference will be available at BGSUFalcons.com shortly after the completion of the press conference.

PLAYER INTERVIEWS

BGSU Athletic Communications strives to provide multiple opportunities for media to conduct interviews with student-athletes and coaches. Often, interviews can be conducted following specified practices, but we also suggest making player requests during each team's weekly press conference. Please allow at least 24 hours to set up interviews with players. Arrangements can be made for telephone and in-person interviews at a time that is mutually agreeable to the reporter/broadcaster and the athlete, should there be a scheduling conflict.

PARKING

A special media parking lot is located adjacent to Perry Stadium, near Cochrane (soccer) Field (Lot EE). Access to the media lot is by Stadium Drive. Admission to the media lot is restricted to people holding the correct credential acquired from the athletic communications office. All media members are asked to enter the stadium through the press gate (Gate 4) at the northwest corner of the stadium.

POST-GAME INTERVIEWS

At Home: Coach Loeffler and BGSU players will be available for post-game interviews in the Sentinel-Tribune Room located between the two locker rooms, following the normal cooling-off period. BGSU observes a closed locker room policy. The Sentinel-Tribune Room is on the east side of the stadium (opposite the press box), and can be entered through the tunnels at either the north or south end. **On the Road:** Coach Loeffler and requested players will be made available in a designated media room or just outside the locker room following the normal cooling-off period.

PRESS GATE

The press gate (Gate 4) at Doyt L. Perry Stadium is at the northwest corner of the stadium, a short walk from the media parking lot.

MEDIA FIELD POLICY

A general media pass will allow you access to the field during pre-game warmups and during the final five minutes of the fourth quarter only. Field access will be limited to working photographers and television reporters. **No interviews may be conducted on the field and any attempt to do so may lead to the loss of your media pass.**

PHOTOGRAPHERS

Photo passes for newspaper photographers, television videographers and, under special circumstances, for free-lance photographers, are available from the BGSU Athletic Communications Office. Photo passes entitle the photographer access to the sideline, the post-game press conference room and the press box.

PRESS BOX SERVICES

Members of the media will be provided with game programs, flip cards, current statistics and last-minute pregame notes prior to the start of the game. Statistical summaries will include play-by-play, quarter stats, halftime stats, complete team and individual stats and tackles. The BGSU press box does have wireless internet connection for all members of the media.

RADIO AND TELEVISION

Requests for permission to broadcast must be made in writing. Space will be made available for the official visiting radio station and student radio station on request. There is space in each booth for four people. Phone lines can be ordered through Jason Knavel. Anyone wishing to televise a game from Doyt L. Perry Stadium should contact the BGSU Athletic Communications Office at least ONE MONTH prior to the game, and preferably before the start of the season. The Mid-American Conference makes final decisions on all television requests through their television partner contracts.

LIVE STREAMING

Live streaming of BGSU football practices or games is not permitted. The use of Facebook Live and/or other streaming sites is prohibited while covering BGSU Football, unless prior permission is obtained from the BGSU Athletic Communications staff.

BGSU Athletic Communications Office

Mailing Address

249 Perry Stadium East
Bowling Green, Ohio 43403
Office Phone: (419) 372-7105
www.bgsufalcons.com



Jason Knavel

Assistant AD/Communications
Football Contact
Office: (419) 372-7075
Cell: (814) 464-5009
Email: jknavel@bgsu.edu



James Nahikian

Assistant Director
Secondary Football
Office: (419) 372-7105
Cell: (248) 224-8113
Email: jnahiki@bgsu.edu



Mike Cihon

Assistant Director
Office: (419) 372-0474
Cell: (419) 308-0691
Email: mjcihon@bgsu.edu



Kellan Godfrey

Intern
Office: (419) 372-7105
Cell: (412) 316-6743
Email: kgodfre@bgsu.edu

Kyle Edmond

Intern
Office: (419) 372-7105
Cell: (419) 618-3485
Email: kedmond@bgsu.edu



RADIO INFORMATION



L-R: John Gibson (analyst) and Todd Walker (Play-by-Play)

Falcon Sports Radio Network

WFRO 99.1 FM enters its tenth year as the flagship station for Bowling Green athletics beginning in the 2019-20 season.

Todd Walker begins his 18th season as the "Voice of the Falcons" while John Gibson returns to the radio booth for his 15th year, spending 2003-05 and 2009-present with the Falcon football radio team.

WFRO Eagle 99 will carry all football and men's basketball games, as well as the live Falcons Nest Coaches Show, which airs on Monday nights from Fricker's in Bowling Green. Additionally, all radio broadcasts are available on the web at the official home of Bowling Green Athletics, www.BGSUFalcons.com.

In addition to Bowling Green State University, Learfield Sports manages multimedia rights for more than 126 collegiate institutions and associations, and titles the Learfield Sports Directors' Cup. For additional corporate information and a complete collegiate portfolio, visit www.learfieldsports.com.



FALCON
SPORTS PROPERTIES

2019-20 BGSU Radio Network Affiliates

WFRO (99.1 FM) * - Fremont, Ohio
WWSR (93.1 FM) - Lima, Ohio
WCIT (940 AM) - Lima, Ohio
WLQR (1470 AM and 106.5 FM) - Toledo, Ohio
WONW (1280 AM) - Defiance, Ohio
WHKW (1220 AM) - Cleveland, Ohio
WHKZ (1440 AM) - Cleveland, Ohio
WFUN (970 AM) - Ashtabula, Ohio
WKKI (94.3 FM) - Celina, Ohio

*Flagship





OPPONENT INFORMATION • ALL-TIME RECORDS



All-Time Series Records

Opponent	W-L-T	1st Mtg.	Opponent	W-L-T	1st Mtg.	Opponent	W-L-T	1st Mtg.	Opponent	W-L-T	1st Mtg.
Adrian	0-1-0	1922	Florida International	1-0-0	2006	Mount Union	3-3-0	1931	Tampa	0-2-0	1966
Akron	17-8-0	1941	Fresno State	2-3-0	1961	Murray State	1-0-0	2013	Temple	8-4-0	1953
Albion	1-0-0	1930	Georgia Southern	0-1-0	2015	Navy	2-1-0	1991	(UT) Chattanooga	0-2-0	1976
Alabama	0-1-0	1996	Georgia Tech	0-1-0	2018	Nevada	1-0-0	1992	Tennessee	0-1-0	2015
Alma	3-0-0	1943	Grand Valley	2-0-0	1977	North Carolina	0-1-0	1982	Tennessee Tech	2-0-0	1999
Arizona	0-1-0	1987	Hawaii	0-1-0	1977	North Carolina State	0-1-0	1994	Texas-Arlington	1-1-0	1971
Arkansas State	1-0-0	1974	Heidelberg	2-3-1	1920	North Dakota	1-0-0	2016	Texas Christian (TCU)	0-1-0	1988
Ashland	5-1-0	1921	Hiram	4-1-2	1932	North Texas State	1-0-0	1964	Texas Western (UTEP)	1-0-0	1960
Baldwin-Wallace	8-10-3	1923	Hope	1-0-0	1930	Northern Illinois	12-10-0	1967	Toledo	39-40-4	1919
Ball State	21-9-1	1942	Huntington	1-0-0	1922	Northern Iowa	1-0-0	1947	Troy	1-1-0	2009
Baylor	0-1-0	1981	Idaho	2-1-0	2009	Northwestern	2-1-0	2001	Tulsa	1-3-0	1989
Bluffton	9-2-1	1923	Indiana	1-1-0	2013	Notre Dame	0-0-0	2019	Utah State	0-2-0	1969
Boise State	0-3-0	2005	Iowa State	0-2-0	1977	Oberlin	1-1-0	1945	Villanova	0-1-0	1978
Boston College	0-1-0	2007	John Carroll	1-2-1	1938	Ohio Northern	3-5-3	1922	Va. Military Institute	1-0-0	2014
Bradley	4-0-0	1950	Kansas	1-0-0	2002	Ohio State	0-5-0	1992	Virginia Tech	0-3-0	1990
Brigham Young	1-1-0	1975	Kansas State	0-1-0	1997	Ohio	40-28-2	1945	Washington	0-1-0	1986
Buffalo	11-5-0	2001	Kent State	60-20-6	1920	Ohio Wesleyan	5-2-0	1942	Wayne State	8-1-1	1926
Cal Poly (SLO)	1-0-0	1960	Kentucky	1-2-0	1979	Oklahoma	0-1-0	2004	Waynesburg	0-1-0	1954
Cal State Los Angeles	2-0-0	1965	Liberty	1-0-0	2003	Oklahoma State	0-1-0	1984	Western Kentucky	1-1-0	2007
Canisius	1-0-0	1946	Long Beach State	0-3-0	1977	Oregon	0-1-0	2018	Western Michigan	32-19-3	1954
Capital	2-4-5	1924	Louisiana Tech	0-2-0	1995	Otterbein	2-0-2	1925	Western Reserve	0-1-1	1931
Case Tech	2-0-0	1944	Marietta	0-1-0	1935	Penn State	0-2-0	1987	West Texas State	1-4-0	1961
Cedarville	2-0-0	1924	Marshall	21-8-0	1954	Pittsburgh	1-3-0	1999	West Virginia	0-3-0	1988
Central Florida	1-2-0	1996	Maryland	1-1-0	2015	Purdue	3-0-0	1972	Wichita State	1-0-0	1958
Central Michigan	23-18-0	1924	Massachusetts	4-0-0	2012	Rhode Island	1-0-0	2012	William & Mary	0-1-0	1947
Cincinnati	4-0-0	1990	Memphis	1-2-0	2004	Richmond	1-1-0	1980	Wisconsin	0-3-0	1992
Dayton	16-3-1	1926	Miami (Ohio)	24-44-5	1941	Rider	1-0-1	1949	Wittenberg	5-2-0	1936
Defiance	10-5-1	1919	Michigan	0-2-0	2000	San Diego State	0-2-1	1972	Wooster	1-0-1	1940
Delaware	2-0-0	1957	Michigan State	0-3-0	1981	San Jose State	0-1-0	2012	Wyoming	1-1-0	2008
Detroit	1-0-0	1963	Middle Tennessee	0-2-0	2016	South Dakota	0-1-0	2017	Xavier	6-2-0	1943
Drake	1-0-0	1956	Minnesota	1-2-0	1986	South Florida (USF)	0-1-0	2002	Youngstown State	4-2-0	1950
East Carolina	2-2-0	1971	Mississippi State	0-1-0	2013	Southeast Missouri	1-0-0	2004	Others (Non-college)	5-2-0	
Eastern Kentucky	2-3-0	1940	Missouri	3-2-0	1995	Southern Illinois	8-0-0	1959			
Eastern Michigan	25-13-1	1919	Morgan State	1-0-0	2011	Southern Mississippi	3-1-0	1974			
Findlay	10-2-5	1920	Morningside	1-0-0	1948	St. Bonaventure	0-2-0	1946			
Florida	0-1-0	2012	Morris Harvey	1-1-0	1948	Syracuse	2-0-0	1973			

2019 opponents in bold



OPPONENT INFORMATION • SERIES RECORDS

Morgan State

(BG LEADS, 1-0-0)

2011.....BG 58 MS 13

Kansas State

(KS LEADS, 1-0-0)

1997.....KS 58 BG 0

Louisiana Tech

(LT LEADS, 2-0-0)

1995.....LT 28 BG 21

1997.....LT 30 BG 23

Notre Dame

(FIRST MEETING)

Miami

(MU LEADS, 43-24-5)

1941.....BG 9 MU 0

1942.....BG 7 MU 6

1943.....MU 45 BG 6

1944.....MU 28 BG 7

1945.....MU 26 BG 0

1946.....MU 6 BG 0

1947.....MU 33 BG 19

1950.....MU 54 BG 6

1951.....MU 46 BG 7

1952.....MU 42 BG 7

1953.....MU 47 BG 0

1954.....MU 46 BG 7

1955.....MU 7 BG 0

1956.....BG 7 MU 7

1957.....MU 13 BG 7

1958.....MU 28 BG 14

1959.....BG 33 MU 16

1960.....BG 21 MU 12

1961.....MU 7 BG 6

1962.....BG 24 MU 24

1963.....MU 21 BG 12

1964.....BG 21 MU 18

1965.....MU 23 BG 7

1966.....BG 17 MU 14

1967.....MU 9 BG 7

1968.....MU 31 BG 7

1969.....BG 3 MU 0

1970.....MU 7 BG 3

1971.....BG 33 MU 7

1972.....BG 16 MU 7

1973.....MU 31 BG 8

1974.....MU 34 BG 10

1975.....MU 20 BG 17

1976.....MU 9 BG 7

1977.....MU 33 BG 13

1978.....MU 18 BG 7

1979.....MU 21 BG 3

1980.....MU 7 BG 3

1981.....BG 7 MU 7

1982.....MU 17 BG 12

1983.....BG 17 MU 14

1984.....BG 41 MU 10

1985.....BG 28 MU 24

1986.....MU 24 BG 7

1987.....MU 17 BG 7

1988.....BG 21 MU 21

1989.....MU 17 BG 13

1990.....BG 10 MU 10

1991.....BG 17 MU 7

1992.....BG 44 MU 24

1993.....BG 30 MU 25

1994.....BG 27 MU 16

1995.....MU 21 BG 0

1996.....BG 14 MU 10

1997.....BG 28 MU 21

1998.....MU 24 BG 12

1999.....MU 45 BG 31

2000.....MU 24 BG 10

2001.....MU 24 BG 21

2003.....MU 33 BG 10

.....MU 49 BG 27

2005.....BG 42 MU 14

2006.....MU 9 BG 7

2007.....MU 47 BG 14

2008.....MU 27 BG 20

2009.....BG 35 MU 14

2010.....MU 24 BG 21

2011.....BG 37 MU 23

2012.....BG 37 MU 12

2013.....BG 45 MU 3

2016.....MU 40 BG 26

2017.....BG 37 MU 29

2018.....MU 38 BG 23

Toledo

(UT LEADS, 40-39-4)

1919.....UT 6 BG 0

1921.....BG 20 UT 7

1922.....BG 6 UT 6

1923.....UT 27 BG 0

1924.....UT 12 BG 7

1928.....BG 14 UT 0

1929.....BG 0 UT 0

1930.....BG 0 UT 0

1932.....BG 12 UT 6

1933.....UT 26 BG 7

1934.....UT 22 BG 0

1935.....UT 63 BG 0

1948.....BG 21 UT 6

1949.....UT 20 BG 19

1950.....BG 39 UT 14

1951.....UT 12 BG 6

1952.....BG 29 UT 19

1953.....UT 20 BG 19

1954.....UT 38 BG 7

1955.....BG 39 UT 0

1956.....BG 34 UT 12

1957.....BG 29 UT 0

1958.....BG 31 UT 16

1959.....BG 51 UT 21

1960.....BG 14 UT 3

1961.....BG 17 UT 6

1962.....BG 28 UT 13

1963.....BG 22 UT 20

1964.....BG 31 UT 14

1965.....BG 21 UT 14

1966.....BG 14 UT 13

1967.....UT 33 BG 0

1968.....BG 0 UT 0

1969.....UT 27 BG 26

1970.....UT 20 BG 0

1971.....UT 24 BG 7

1972.....BG 19 UT 8

1973.....BG 49 UT 35

1974.....UT 24 BG 19

1975.....BG 34 UT 17

1976.....BG 29 UT 28

1977.....BG 21 UT 13

1978.....BG 45 UT 27

1979.....UT 23 BG 17

1980.....BG 17 UT 6

1981.....BG 38 UT 0

1982.....UT 24 BG 10

1983.....UT 6 BG 3

1984.....UT 17 BG 6

1985.....BG 21 UT 0

1986.....UT 22 BG 3

1987.....BG 20 UT 6

1988.....UT 34 BG 5

1989.....BG 27 UT 23

1990.....UT 19 BG 13

1991.....BG 24 UT 21

1992.....BG 10 UT 9

1993.....BG 17 UT 10

1994.....BG 31 UT 16

1995.....UT 35 BG 16

1996.....UT 24 BG 16

1997.....UT 35 BG 20

1998.....UT 24 BG 16

1999.....BG 34 UT 23

2000.....UT 51 BG 17

2001.....BG 56 UT 21

2002.....UT 42 BG 24

2003.....BG 31 UT 23

2004.....UT 49 BG 41

2005.....UT 44 BG 41

2006.....UT 31 BG 21

2007.....BG 37 UT 10

2008.....BG 38 UT 10

2009.....BG 38 UT 24

2010.....UT 33 BG 14

2011.....UT 28 BG 21

2012.....UT 27 BG 15

2013.....UT 28 BG 25

2014.....UT 27 BG 20

2015.....UT 44 BG 28

2016.....UT 42 BG 35

2017.....UT 66 BG 37

2018.....UT 52 BG 36

W. Michigan

(BG LEADS, 32-19-3)

1954.....WM 20 BG 15

1955.....BG 35 WM 0

1956.....BG 27 WM 13

1957.....BG 14 WM 14

1958.....BG 40 WM 6

1959.....BG 34 WM 0

1960.....BG 14 WM 13

1961.....BG 21 WM 0

1962.....BG 10 WM 6

1963.....BG 16 WM 7

1964.....BG 28 WM 8

1965.....BG 21 WM 17

1966.....WM 16 BG 14

1967.....WM 10 BG 6

1968.....BG 17 WM 10

1969.....BG 21 WM 10

1970.....WM 23 BG 3

1971.....BG 23 WM 6

1972.....BG 13 WM 13

1973.....BG 31 WM 20

1974.....BG 21 WM 13

1975.....BG 28 WM 0

1976.....BG 31 WM 28

1977.....BG 34 WM 14

1978.....WM 24 BG 20

1979.....BG 15 WM 3

1980.....BG 17 WM 14

1981.....WM 21 BG 7

1982.....BG 7 WM 3

1983.....BG 23 WM 20

1984.....BG 34 WM 7

1985.....BG 48 WM 7

1986.....BG 17 WM 3

1987.....WM 34 BG 27

1988.....WM 37 BG 10

1989.....BG 31 WM 30

1990.....WM 19 BG 13

1991.....BG 23 WM 10

1992.....BG 29 WM 19

1993.....BG 14 WM 14

1995.....WM 17 BG 0

1996.....WM 16 BG 13

1997.....WM 34 BG 21

1998.....WM 56 BG 27

2001.....WM 37 BG 28

2002.....BG 48 WM 45

2003.....BG 32 WM 21

2004.....BG 52 WM 0

2005.....WM 45 BG 14

2010.....WM 41 BG 7

2011.....WM 45 BG 21

2014.....WM 26 BG 14

2015.....BG 41 WM 27

2018.....WM 42 BG 35

Ohio

(BG LEADS, 40-28-2)

1945.....BG 6 OU 0

1947.....BG 2 OU 0

1948.....BG 13 OU 7

1951.....OU 28 BG 7

1952.....OU 33 BG 14

1953.....OU 22 BG 14

1954.....OU 26 BG 14

1955.....BG 13 OU 0

1956.....BG 41 OU 27

1957.....BG 7 OU 7

1958.....BG 33 OU 6

1959.....BG 13 OU 9

1960.....OU 14 BG 7

1961.....BG 7 OU 6

1962.....BG 7 OU 6

1963.....OU 16 BG 0

1964.....OU 21 BG 0



OPPONENT INFORMATION • SERIES RECORDS

OPPONENTS

1965.....	BG	17	OU	7
1966.....	BG	28	OU	0
1967.....	OU	31	BG	7
1968.....	OU	28	BG	27
1969.....	BG	23	OU	16
1970.....	OU	34	BG	7
1971.....	BG	20	OU	19
1972.....	BG	17	OU	0
1973.....	OU	24	BG	23
1974.....	OU	33	BG	22
1975.....	BG	19	OU	17
1976.....	OU	31	BG	26
1977.....	BG	39	OU	27
1978.....	OU	19	BG	15
1979.....	OU	48	BG	21
1980.....	OU	21	BG	20
1981.....	OU	23	BG	21
1982.....	BG	40	OU	21
1983.....	BG	24	OU	20
1984.....	BG	28	OU	7
1985.....	BG	38	OU	17
1986.....	BG	21	OU	16
1987.....	BG	28	OU	7
1988.....	BG	42	OU	0
1989.....	BG	31	OU	28
1990.....	BG	10	OU	10
1991.....	BG	45	OU	14
1992.....	BG	31	OU	14
1993.....	BG	20	OU	0
1994.....	BG	32	OU	0
1995.....	BG	33	OU	7
1996.....	OU	38	BG	0
1997.....	OU	24	BG	0
1998.....	BG	35	OU	7
1999.....	OU	17	BG	14
2000.....	OU	23	BG	21
2001.....	BG	17	OU	0
2002.....	BG	72	OU	21
2004.....	BG	41	OU	16
2005.....	BG	38	OU	14
2006.....	BG	21	OU	9
2007.....	OU	38	BG	27
2008.....	BG	28	OU	3
2009.....	OU	44	BG	37
2010.....	OU	49	BG	25
2011.....	OU	29	BG	28
2012.....	BG	26	OU	14
2013.....	BG	49	OU	0
2014.....	BG	31	OU	13
2015.....	BG	62	OU	24
2016.....	OU	30	BG	24
2017.....	OU	48	BG	30
2018.....	OU	49	BG	14

Kent State

(BG LEADS, 60-20-6)

1920.....	BG	7	KS	0
1921.....	BG	0	KS	0
1922.....	BG	6	KS	0
1927.....	BG	13	KS	0
1928.....	BG	6	KS	6
1934.....	BG	0	KS	0
1935.....	KS	45	BG	0

1936.....	KS	6	BG	0
1937.....	BG	13	KS	13
1938.....	KS	7	BG	3
1939.....	BG	34	KS	0
1940.....	KS	13	BG	0
1941.....	BG	12	KS	6
1942.....	KS	7	BG	0
1946.....	BG	13	KS	0
1947.....	BG	21	KS	18
1948.....	BG	23	KS	14
1949.....	BG	27	KS	6
1950.....	KS	19	BG	6
1951.....	BG	27	KS	27
1952.....	BG	44	KS	21
1953.....	KS	41	BG	7
1954.....	KS	28	BG	25
1955.....	BG	6	KS	6
1956.....	BG	17	KS	0
1957.....	BG	13	KS	7
1958.....	KS	8	BG	7
1959.....	BG	25	KS	8
1960.....	BG	28	KS	0
1961.....	BG	21	KS	6
1962.....	BG	45	KS	6
1963.....	BG	18	KS	3
1964.....	BG	41	KS	0
1965.....	BG	7	KS	6
1966.....	KS	35	BG	12
1967.....	BG	7	KS	6
1968.....	BG	30	KS	7
1969.....	BG	7	KS	0
1970.....	BG	44	KS	0
1971.....	BG	46	KS	33
1972.....	KS	14	BG	10
1973.....	KS	21	BG	7
1974.....	BG	26	KS	10
1975.....	BG	35	KS	9
1976.....	BG	17	KS	13
1977.....	BG	14	KS	10
1978.....	BG	28	KS	20
1979.....	BG	28	KS	17
1980.....	BG	24	KS	3
1981.....	BG	13	KS	7
1982.....	BG	41	KS	7
1983.....	BG	38	KS	3
1984.....	BG	27	KS	10
1985.....	BG	26	KS	14
1986.....	BG	31	KS	15
1987.....	BG	30	KS	20
1988.....	KS	31	BG	19
1989.....	BG	51	KS	28
1990.....	BG	20	KS	16
1991.....	BG	35	KS	7
1992.....	BG	28	KS	22
1993.....	BG	40	KS	7
1994.....	BG	22	KS	16
1995.....	BG	26	KS	15
1996.....	BG	31	KS	24
1997.....	KS	29	BG	20
1998.....	BG	42	KS	21
1999.....	KS	41	BG	27
2000.....	BG	18	KS	11
2001.....	BG	24	KS	7

2002.....	BG	45	KS	14
2003.....	BG	42	KS	33
2005.....	BG	24	KS	14
2006.....	KS	38	BG	3
2007.....	BG	31	KS	20
2008.....	BG	45	KS	30
2009.....	BG	36	KS	35
2010.....	KS	30	BG	6
2011.....	KS	27	BG	15
2012.....	KS	31	BG	24
2013.....	BG	41	KS	22
2014.....	BG	30	KS	20
2015.....	BG	48	KS	0
2016.....	BG	42	KS	7
2017.....	BG	44	KS	16
2018.....	KS	35	BG	28

C. Michigan

(BG LEADS, 22-18-0)

1924.....	CM	21	BG	0
1926.....	BG	13	CM	0
1931.....	BG	6	CM	0
1943.....	BG	36	CM	0
1944.....	BG	20	CM	19
1945.....	BG	19	CM	6
1946.....	CM	7	BG	0
1947.....	BG	20	CM	19
1948.....	BG	13	CM	12
1949.....	BG	20	CM	0
1950.....	CM	12	BG	0
1952.....	BG	20	CM	7
1976.....	CM	38	BG	28
1977.....	CM	35	BG	28
1978.....	CM	38	BG	7
1979.....	CM	24	BG	0
1980.....	CM	32	BG	10
1981.....	CM	6	BG	3
1982.....	BG	34	CM	30
1983.....	BG	15	CM	14
1984.....	CM	42	BG	21
1985.....	BG	23	CM	18
1986.....	CM	20	BG	10
1987.....	BG	18	CM	17
1988.....	CM	21	BG	3
1989.....	BG	24	CM	20
1990.....	CM	17	BG	0
1991.....	BG	17	CM	10
1992.....	BG	17	CM	14
1993.....	CM	17	BG	15
1994.....	CM	36	BG	33
1995.....	CM	22	BG	16
1996.....	BG	31	CM	27
1999.....	BG	31	CM	7
2002.....	BG	45	CM	35
2003.....	BG	23	CM	3
2004.....	BG	38	CM	14
2006.....	CM	31	BG	14
2009.....	CM	24	BG	10
2010.....	BG	17	CM	14
2018.....	BG	24	CM	13

Akron

(BG LEADS, 17-8-0)

1941.....	UA	8	BG	0
1985.....	BG	27	UA	22
1989.....	UA	38	BG	24
1992.....	BG	24	UA	3
1993.....	BG	49	UA	7
1994.....	BG	45	UA	0
1995.....	BG	50	UA	12
1996.....	UA	21	BG	14
1997.....	BG	31	UA	28
1998.....	BG	58	UA	21
1999.....	UA	55	BG	25
2000.....	UA	27	BG	21
2001.....	BG	16	UA	11
2005.....	UA	24	BG	14
2006.....	UA	35	BG	28
2007.....	BG	44	UA	20
2008.....	BG	37	UA	33
2009.....	BG	36	UA	20
2012.....	BG	24	UA	10
2013.....	BG	31	UA	14
2014.....	BG	27	UA	10
2015.....	BG	59	UA	10
2016.....	BG	38	UA	28
2017.....	UA	34	BG	23
2018.....	BG	21	UA	6

Buffalo

(BG LEADS, 11-5-0)

2000.....	UB	20	BG	17
2001.....	BG	35	UB	0
2005.....	BG	27	UB	7
2006.....	BG	48	UB	40
2007.....	BG	31	UB	17
2008.....	UB	40	BG	34
2009.....	BG	30	UB	29
2010.....	UB	28	BG	26
2011.....	BG	42	UB	28
2012.....	BG	21	UB	7
2013.....	BG	24	UB	7
2014.....	BG	36	UB	35
2015.....	BG	28	UB	22
2016.....	BG	27	UB	19
2017.....	UB	38	BG	28



BGSU HISTORY • FALCON TRADITION



Scott Mruczkowski and Mike Thaler celebrate the Falcons' 28-24 Motor City Bowl win over Northwestern in 2003. It marked the first-time in MAC history that a league school ever faced a Big Ten opponent in the post-season.

Since Frederick G. Beyerman, an instructor in the physical education department and the first athletic director, announced in July 1919 that Bowling Green State Normal College would field an intercollegiate football team, a rich tradition has developed.

From that very first team, to the first squad to go unbeaten in 1928, to the first perfect record of the 1959 national college division champions, to back-to-back seasons of nationally-ranked football across the new millennium.

From former head coach Warren Steller, to Max Minnich – the first BGSU player to be drafted by a professional team. To Fred Durig – the first All-America selection – to legendary head coach Doyt Perry. To Paul Miles, the only football player ever to have his jersey retired, to Dave Preston, the career rushing leader. To record-setting quarterback Brian McClure, to an unknown head coach by the name of Urban Meyer, to Biletnikoff finalist Freddie Barnes, the NCAA record holder for catches in a season (155), the Bowling Green State University football program has a tradition as rich as any in the Mid-American Conference.

Since 19 of the 30 males enrolled at Normal College banded together to form that first team, many different figures have combined to mold the lore of football at BGSU.

The program got off to a rocky start losing its first seven games played. Franklin Skibbie scored the first touchdown with BG's only points in the 10-6 loss to Findlay in the 1920 season opener. That team would post a 7-0 win over Kent State Normal College (Kent State) in the season finale to record the first win.

The 1921 squad was the first to win a conference title, capturing the Northwest Conference championship with wins over Defiance, Findlay, and Toledo. BG posted a shutout of Findlay, scoring a school-record 151 points in one of the most

talked-about games in school history. In the season opener against Kent State, played behind what is now Ridge Street School, the Falcons played possibly the quietest game in school history. All fans were prohibited from making noise because of an illness in the neighborhood.

The following season, BG held its first homecoming game on Nov. 4, 1922, which was played at the Fairgrounds. Bowling Green and Toledo battled to a 6-6 tie.

After having a different coach in each of its first five seasons, Warren Steller was selected to coach the 1924 squad, the beginning of a very successful 11-year tenure, the second-longest in school history. Steller was the first BGSU head coach to have an assistant when Paul Landis was hired in 1925.

Led by Chet Chapman, the first BG player to earn first team All-Ohio honors, the 1928 team posted the first unbeaten record while allowing just 18 points in seven games.

In 1936, the federal government offered to help Bowling Green financially in the construction of a new football stadium and the Board of Trustees accepted the offer. University Stadium was dedicated on Oct. 23, 1937 and served as the home of Falcon football until 1966 when Doyt L. Perry Stadium was built. University Stadium was located in what is now the center of campus directly west of Jerome Library.

In 1941, Robert Whittaker was named the head coach at Bowling Green after compiling an 11-year record of 89-19-2 at Sandusky High School. Whittaker's first of his 14 teams (the longest tenure in school history) tied Case Western Reserve for the Ohio Conference title and was thought to be one



Brian McClure is one of only two players in MAC history (both from BG) to earn league MVP honors twice.

of the best teams ever, scoring 173 while allowing just 40.

After back-to-back losing seasons in 1953 and 1954, Doyt Perry began his legendary career as the Falcon head coach in 1955 and made an immediate impact. BG posted a 7-1-1 record, scoring 224 points while allowing only 53. This came on the heels of a 2-7 record the previous season.

Perry, whose teams never lost more than two games in any of his 10 seasons, led his 1959



1919 - First BGSU Football Team

Seated (l to r): Claitus Stough, Lester Stough, Tom Noyes, Lawrence Johnson, Dallas Lawrence, Kenton Moore, Ralph Schaller, head coach John Stitt. Middle row (l to r): Herbert Gillespie, Dallas March, Robert Vail, Orville Raberding, Dale Treece (Capt.), Ivan Lake, Gurney Fry. Standing (l to r): Charles Clucas, Royal Chamberlain, Clive Treece, Frank Clarke, Herbert Troyer.



BGSU HISTORY • FALCON TRADITION



Urban Meyer served as head coach for the Falcons in 2001 and 2002 and guided BGSU to a 17-6 record and a No. 16 ranking in the ESPN/USA Today Coaches Poll in 2002.

team to the first perfect record in school history at 9-0-0. In the process, the Falcons were named the mythical small college national champions by the Washington, D.C. Touchdown Club.

BG's closest game that season was a Mid-American Conference victory at Ohio University by a 13-9 count to wrap up the perfect season and national honor.

The following season, BG came within one game of repeating as national champions, losing only to OU by a score of 14-7. The Bobcats would claim top national honors that year.

In 1961, Bowling Green played in its first bowl game, the Mercy Bowl at the Los Angeles Coliseum. The game against Fresno State was played to raise money to help the families of 16 members of the Cal Poly San Luis Obispo football team. The 16 players perished in a plane crash shortly after takeoff from Toledo Express Airport after a 1960 game against BG. The game netted \$170,000 for the memorial fund.

The arrival of a skinny, much-heralded quarterback from Ravenna, Ohio in 1982 signaled the beginning of an 11-year period in which the Falcons would make four bowl appearances.

The quarterback was Brian McClure and all he would do in the next four seasons was lead the Falcons to a 34-12 record, and a 19-1 record at home. McClure also led the Orange and Brown to two bowl games, and became only the second quarterback in NCAA history to pass for over 10,000 yards.

He became the starter in the third game of his freshman season, and despite missing the last



One of the most significant wins in school history was the 17-13 victory over 18th-ranked Purdue in 1972. A fourth quarter field goal by Don Taylor was the difference for Coach Don Nehlen and his Falcons.

two games of the regular season, he became the first freshman to be named a first-team all-league quarterback.

He would rewrite the BG and MAC record books before his career was over, setting five NCAA records as well. McClure still holds numerous school and MAC records.

In 1991, Gary Blackney was tabbed as the 14th head football coach, and much like the arrival of McClure, he made an immediate impact on the program. In his first season, he took a team which compiled a 3-5-2 mark the previous season and molded them into an 11-1 squad, going undefeated in the MAC while winning the program's first bowl game.

The following season was more of the same, as the Falcons were again perfect in league play. A win over Nevada in the first Las Vegas Bowl made it back-to-back bowl victories. The 1993 squad would

extend the conference winning streak to a league-record 19 games, while going unbeaten in the first 22 MAC games of Blackney's tenure.

Urban Meyer took over the reins of the Falcon program in 2001 and engineered the top turnaround in the FBS. The Falcons opened the Meyer era with an impressive road win at Missouri and fol-



On Oct. 24 and 25, 2003, ESPN's College Gameday made its home south of Doyt L. Perry Stadium. That marked the first, and only, time in MAC history that the nation's most watched college football pre-game show visited a league venue.



BGSU HISTORY • FALCON TRADITION



Paul Miles is second on the BG career rushing list with 3,238 yards while he is also the only football player to have his number retired. At the time of his graduation, he was only the third running back in NCAA history to rush for 1,000 yards in three consecutive seasons.

lowed that up with wins over Buffalo and Temple, surpassing their victory total of the previous year.

BGSU posted its first winning season since 1994 when it reeled off three straight wins to end the season. The Falcons' 43-42 victory at Northwestern made them the first MAC team to ever defeat three teams from BCS conferences in a single season. The Falcons ended the season six days later with a 56-21 pasting of MAC champion Toledo.

In 2002, BGSU roared to an 8-0 start, including wins over Missouri and Kansas and were ranked in both the AP and Coaches polls at the same time for the first time in school history.

Meyer's offensive coordinator, Gregg Brandon, took over as head coach in December of 2002 and guided the Falcons to their first-ever MAC West title and Motor City Bowl championship. That team finished ranked in the top 25 (No. 23) in both major polls at the end of a season for the first time in school history.

One player who links Blackney, Meyer and Brandon was All-American quarterback Josh Harris. The Westerville, Ohio native came to BGSU with the intention of sitting out the 2000 season as a redshirt, but was pressed into duty when injuries decimated the Falcon backfield. Serving as a running back and kick returner for the bulk of the season, Harris showed signs of greatness in glimpses, and even started his first career game on ESPN against Toledo.

Meyer took over the program the following season and inserted Harris into the starting lineup for good in the ninth game of the season and watched his team win 11 straight games over the next two seasons to earn its first national ranking since 1985. The Motor City Bowl MVP guided the Falcons to a 6-1 record in three seasons as a starter against BCS competition.

The 2003 season gave BGSU its highest national profile and elevated the program to new heights. Longtime Falcon fans have viewed the program's 1972 win over the Boilermakers as one of the biggest in BGSU history.

Well, lightning strikes twice. While Purdue entered the day ranked No. 16 with BCS aspirations, the Falcons kept the ballgame close throughout. BGSU converted twice on fourth down, capped by a 32-yard miracle pass-and-catch from Harris to Charles Sharon with 2:08 remaining to post a 27-26 win.

The Falcons were back into the national spotlight with a No. 23 ranking by the AP, and a showdown with undefeated No. 12 Northern Illinois showed so much promise that ESPN's College Gameday made Bowling Green its home for the weekend. For the first time in 20 years, Doyt Perry Stadium was sold out and the game was shown on ESPN2.

All-American Janssen Patton set an NCAA record by picking off three passes in a game for the third time in his career. Harris directed the BGSU offense flawlessly, as the Falcons prevailed by a score of 34-18 in just the second-ever regular season meeting between two nationally-ranked MAC schools. The Falcons would spend the next seven weeks in both national polls and were ranked 24th in the final BCS standings.

In what would be one of the most meaningful games in the history of the BGSU-Toledo rivalry, another sellout crowd would witness the first meet-



Coach Gregg Brandon and assistant coach Dennis Springer celebrate the Falcons' 27-26 win over No. 16 Purdue.



The Mid-American Conference title won by the 1991 team was the first of two consecutive championships. The 1991 team won all eight of its MAC games, the first of what would turn into a league-record 19-game winning streak.

ing in which the two schools played the final game of the regular season for an outright championship.

The Falcons rallied in the fourth quarter in front to post a 31-23 win over archrival Toledo. That would secure the Falcons' first-ever MAC Championship Game appearance at home against No. 12 Miami.

In the MAC's first battle with the Big Ten in post-season play, Harris earned MVP honors completing a bowl-record 38 passes, as the Falcons registered a 28-24 win over Northwestern. The victory allowed the Falcons to finish the 2003 season in both the AP and Coaches polls for the second time in program history.

In 2004, BGSU once again enjoyed the national spotlight when they opened the season on the road at Oklahoma in a game that was televised by ABC. While the Falcons fell 40-24 to a team which would play for the national title, a new era was ushered in that day.



Charles Sharon hauls in this 32-yard touchdown pass with 2:08 left in BGSU's upset win over Purdue in 2003.



BGSU HISTORY • FALCON TRADITION



All-American quarterback Josh Harris takes a 48-yard TD pass from Cole Magner in the Falcons' 2003 win over Toledo. Harris was responsible for more than 100 TDs during his career.



All-American quarterback Omar Jacobs set an NCAA record by throwing 41 TD passes with just four interceptions in 2004. He was named MVP of the 2004 GMAC Bowl as BGSU defeated Memphis, 52-35.



Tyler Sheehan finished his career with a 64.7 percent completion percentage, best in school history, while adding 10,117 yards and 70 touchdowns in three years as the Falcons' starting QB.

Sophomore quarterback Omar Jacobs, in his first collegiate start, would hold his own with Heisman Trophy winner Jason White. Jacobs would go on to earn All-American honors and MAC Offensive Player of the Year recognition after throwing for a national-best 41 TD passes. He completed 309-of-462 passes for a BGSU record 4,002 yards.

Following a 1-2 start, BGSU erupted for a 70-16 victory at Temple, won their next seven games, and were ranked by both AP and ESPN for the third straight year.

BGSU would earn its second straight bowl berth and played Memphis in the GMAC Bowl. In its first

game ever against a Conference USA opponent, Jacobs would throw for five TDs and 365 yards and the Falcon defense would limit the Tigers to seven points in the second half as BGSU won, 52-35. The Falcons were one of a MAC-record five teams selected to participate in a post-season contest.

BGSU began the 2005 season ranked 23rd by Sports Illustrated and Jacobs was featured in ESPN The Magazine.

In 2007, the Falcons were picked to finish fifth in the Mid-American Conference East Division. But following a 32-31 win over Minnesota to open the season, the Falcons rolled to a MAC East co-Division championship. Bowling Green went 6-2 in the MAC, and advanced to its third bowl game in five seasons. The Falcons finished 8-5 in 2007.

The 2008 Falcons opened the season with a bang, downing No. 25 Pittsburgh, 27-17, for the Falcons' first win over a ranked team since 2003. That same season, the Orange and Brown hosted Minnesota, marking the first time in school history that a Big Ten team ventured into Doyt Perry Stadium. BGSU finished the 2008 season with a 6-6 record, ushering

in a new era with the hiring of Dave Clawson on Dec. 12, 2008.

Clawson's first year was a memorable one, and the Falcons opened the year with a 31-14 win versus Troy. While finishing 6-2 in the MAC and advancing to the 2009 Humanitarian Bowl, Clawson helped lead an offense that saw Freddie Barnes grab 155 catches in 13 games. That total established a new NCAA record, breaking the old mark of 142 that had been held by Manny Hazard (Houston) since 1989.



Freddie Barnes broke the NCAA record with 155 receptions in 2009, including 22 in a win at Kent State.



Lee Corso (left) and Kirk Herbstreit were part of the ESPN team which broadcast the 2003 MAC Championship game from Doyt Perry Stadium.



BGSU HISTORY • FALCON TRADITION



BGSU earned its first win over a Big Ten opponent in Doyt Perry Stadium by defeating Indiana in 2014.

Barnes' top moment came on Oct. 10, 2009 at Kent State when he caught 22 passes for 278 yards, one catch shy of the all-time NCAA record. Barnes was a finalist for the Fred Biletnikoff Award that season, given to the nation's top wide receiver.

After three seasons of rebuilding in which the Falcons went from 2-10 (2010) to 5-7 (2011) to 8-5 (2012) and a loss in the Military Bowl to San Jose State, the Falcons were primed to make a run at the Mid-American Conference title.

Bowling Green opened the 2013 season with two straight wins, before suffering their only double-digit loss of the season at Indiana. The Falcons would bounce back with three straight wins at home to improve to 5-1. After a one-point loss on the road at Mississippi State and a three-point loss at home to Toledo, Bowling Green was just 5-3. Needing to run the table for a shot at the MAC Championship, the Falcons put together one of the most dominant stretches in program history. BGSU outscored its next four opponents 176-17, allowing just one offensive touchdown in that span, to advance to the MAC Championship Game

against undefeated Northern Illinois, who was ranked No. 14 in the country.

The Falcons would defeat NIU, 47-27, to win their 11th MAC Championship and first since 1992. BGSU would advance to the Little Caesars Pizza Bowl to play ACC foe Pittsburgh.

On December 18, 2013, after the departure of Clawson to Wake Forest, Director of Athletics D. Christopher Kingston announced the hiring of Dino Babers as the 18th Head Football Coach in Bowling Green State University history.

In his first season at the helm, Babers led the Falcons to an impressive 8-6 record and a MAC East Championship. The Falcons won their first bowl game in 10 seasons – a 33-28 triumph over South Alabama in the inaugural Raycom Media Camellia Bowl. Among the season's other highlights were a 45-42 victory over Indiana – BGSU's first win over a Big Ten Conference opponent at Doyt L. Perry Stadium.

The 2014 season, though, was just a taste of what was to come in Babers' second year.

With the return of 2013 MAC Championship MVP quarterback Matt Johnson, who missed the final 13 games of the 2014 season with an injury, and an explosive array of wide receivers, Bowling



Bowling Green won its first Bowl game in 10 seasons with a 33-28 triumph over South Alabama in the inaugural Raycom Media Camellia Bowl Dec. 20, 2014.

the Terrapins held the Falcons' offense in check for 30 minutes, leading 13-6 at the break. But it took BGSU just 33 seconds to tie the game in the third quarter and the Falcons exploded for 42 second-half points in a 48-27 rout.

After a hard-fought 44-41 loss to a Memphis team that was nationally ranked for much of the year, the Falcons headed to Purdue with a 1-2 record. But senior Travis Greene, the all-time rushing leader at BGSU, scored with nine seconds left to break a 28-28 tie and give the Falcons their third victory over Big Ten opponents in two years.

That win kickstarted a seven-game winning streak that included blowout victories over UMass (62-38), Akron (59-10), Kent State (48-0) and Ohio (62-24). And for the third consecutive season, BGSU would face Northern Illinois for the MAC Championship.

The Falcons avenged a 2014 MAC Championship loss to Northern Illinois with a 34-14 win that gave BGSU its 12th MAC Championship. Greene was named MAC Championship MVP, while Johnson was the MAC Offensive Player of the Year and the Vern Smith Leadership Award winner. Sophomore wide receiver Roger Lewis was an FWAA Second Team All-American and an AP Third Team All-American. He was also given the Paul Warfield Trophy, as the nation's top receiver.

From 2016-18, BGSU brought in two of the highest ranked classes in program history and the Falcons tabbed Boston College offensive coordinator Scot Loeffler to take the reigns in December of 2018. Loeffler will debut in the fall of 2019.



Matt Johnson was the MAC Championship Game Most Valuable Player in 2013 and then the MAC Offensive Player of the Year and Vern Smith Leadership Award winner in 2015.

Green used the 2015 season to post video game stats and break MAC record after MAC record.

Despite a loss to Tennessee to open the season, the team knew something special was brewing as Johnson threw for 424 yards. The following week the Falcons traveled to Maryland looking for the second win over a Big Ten program in as many years.

The game was close for a half and



BGSU HISTORY • ALL-AMERICANS


1952-1983



Fred Durig, FB
1952
College Division




James Ladd, E
1953
College Division



Jack Hecker, E
1955
College Division



Jack Giroux, FB
1956
College Division



Tim Murnen, G
1957
College Division



Bernie Casey, HB
1959
College Division



Bob Zimpfer, T
1959
College Division



Mike Weger, DB
1965
Division I
AP 3rd Team



Dave Preston, HB
1975
Division I
Churchman's 2nd Team



Mark Miller, QB
1977
Division I
Football News
Argosy



Andre Young, DT
1982
Division I-AA
1st Team



Martin Bayless, DB
1983
Division I-A
AP 3rd Team



BGSU HISTORY • ALL-AMERICANS

1990-2018



Cris Shale, P
1990
Division I-A
AFCA 1st Team
Football News 1st Team
AP 1st Team
UPI 2nd Team
Sporting News 2nd Team



Brian Leaver, PK
1994
Division I-A
Football News 1st Team
AP 1st Team



Brandon Hicks, NG
2001
Division I-A
Sporting News 4th Team



Janssen Patton, CB
2003
Division I-A
CNNSI.com 3rd Team
Collegefootballnews.com
Honorable Mention



Josh Harris, QB
2003
Division I-A
Collegefootballnews.com




Omar Jacobs, QB
2004
Division I-A
CNNSI.com
Honorable Mention




Chris Bullock, RB
2006
Sporting News Freshman AA, Third Team



Freddie Barnes, WR
2009
FWAA, First Team




Anthon Samuel, RB
2011
Phil Steele Freshman AA, Third Team




Chris Jones, DT
2012
FWAA, First Team




Ryan Burbrink, PR
2012
Phil Steele Freshman AA Second Team




Roger Lewis, WR
2015
FWAA, Second Team
Phil Steele, Second Team
AP, Third Team
Sports Illustrated, HM



Matt Johnson, QB
2015
Phil Steele, Fourth Team
Sports Illustrated, HM



Alex Huettel, OL
2015
Phil Steele, First Team



Joseph Davidson, P
2016
Phil Steele, Fourth Team



BGSU HISTORY • BOWL GAMES

BGSU BOWL GAME HISTORY

1961 - Mercy Bowl (Los Angeles, Calif.)
Fresno State 36, Bowling Green 6

1982 - California Bowl (Fresno, Calif.)
Fresno State 29, Bowling Green 28

1985 - California Bowl (Fresno, Calif.)
Fresno State 51, Bowling Green 7

1991 - California Raisin Bowl (Fresno, Calif.)
Bowling Green 28, Fresno State 21

1992 - Las Vegas Bowl (Las Vegas, Nev.)
Bowling Green 35, Nevada 34

2003 - Motor City Bowl (Detroit, Mich.)
Bowling Green 28, Northwestern 24

2004 - GMAC Bowl (Mobile, Ala.)
Bowling Green 52, Memphis 35

2007 - GMAC Bowl (Mobile, Ala.)
Tulsa 63, Bowling Green 7

2009 - Humanitarian Bowl (Boise, Idaho)
Idaho 43, Bowling Green 42

2012 - Military Bowl (Washington, D.C.)
San Jose State 29, Bowling Green 20

2013 - Little Caesars Pizza Bowl (Detroit, Mich.)
Pittsburgh 30, Bowling Green 27

2014 - Raycom Media Camellia Bowl (Montgomery, Ala.)
Bowling Green 33, South Alabama 28

2015 - GoDaddy Bowl (Mobile, Ala.)
Georgia Southern 58, Bowling Green 27

1961 MERCY BOWL

Fresno State 36, BGSU 6

Nov. 23, 1961 - Los Angeles Coliseum - 33,146

Bowling Green	0	6	0	0	-	6
Fresno State	3	7	20	6	-	36

FS - Masich 29 field goal, 12:57, 1st qtr.

BG - Bell 2 run (kick failed), 14:57, 2nd qtr.

FS - Barrett 45 pass from Carter (Masich kick), 5:09, 2nd qtr.

FS - Seifert 1 run (Masich kick), 7:08, 3rd qtr.

FS - Barrett 23 pass from Carter (Masich kick), 8:56, 3rd qtr.

FS - Carter 4 run (Masich kick), 14:08, 3rd qtr.

FS - Carter 8 run (Masich kick), 12:47, 4th qtr.

Individual Leaders

Rushing

BG - Hepner 13-42, Bell 7-28; FS - Carter 7-32

Passing

BG - Potts 9-17-2-155; FS - Carter 14-28-1-248, Anabo 8-13-0-120

Receiving

BG - L. Smith 3-69, R. Reynolds 2-50; FS - Barrett 6-161, Houser 6-71

Team Statistics	BG	FS
First Downs	17	23
Rushing Yards	111	100
Passing Yardage	208	368
Completions/Attempts/Int.	11/22/3	22/43/1
Punts	4/34.0	4/32.0
Fumbles/Lost	5/3	1/0
Penalties/Yards	4/20	7/75

In a one-time game to help defray the expenses (burial and medical) of families of the 16 members of the Cal Poly San Luis Obispo football team who perished in a plane crash, Oct. 29, 1960, shortly after takeoff from Toledo Express Airport, Bowling Green and Fresno State, the undefeated champion of the California Collegiate Athletic Association, met at the historic Los Angeles Memorial Coliseum.

Playing before its largest crowd in school history, the Falcons, six-point favorites, were guilty, uncharacteristically, of six turnovers, which was the difference in the game. BG's defense, which was ranked fourth in the nation, yielded 468 yards, 196 more than it had given up to any opponent during the season. Quarterbacks Beau Carter and Jon Anabo were thorns in BG's side all day passing for 368 yards and two touchdowns. Carter ran for two scores, also.

BG scored its only points early in the second stanza on the two-yard run by Ray Bell which was set up on a long pass play between Larry Smith and quarterback Jim Potts.

BG fumbled on its next two possessions with FSU turning the second miscue into a touchdown on a long pass play. Bowling Green did have a pass dropped in the end zone as the first half ended which would have given them the lead. Fresno State then scored 1:44 apart midway through the third period to put the game away, the second score set up by a fumbled snap on an attempted punt. The contest netted \$170,000 for the memorial fund which aided the survivors and the relatives of the victims of the plane crash. Cal Poly SLO had played at Bowling Green the afternoon before the crash.



BGSU HISTORY • BOWL GAMES

1982 CALIFORNIA BOWL

Fresno State 29, BGSU 28

Dec. 18, 1982 - Bulldog Stadium - 30,000

Bowling Green	0	14	14	0	-	28
Fresno State	0	0	7	22	-	29

BG - Otten 4 run (Youssef kick), 11:17, 2nd qtr.
BG - Meek 1 pass from McClure (Youssef kick), 2:47, 2nd qtr.
BG - Potts 5 pass from McClure (Youssef kick), 8:47, 3rd qtr.
FS - Paige 11 pass from Tedford (Darrow kick), 7:25, 3rd qtr.
BG - Potts 6 fumble recovery (Youssef kick), :42, 3rd qtr.
FS - Paige 4 run (Darrow kick), 12:11, 4th qtr.
FS - Paige 27 pass from Tedford (Tedford-Carter pass), 3:16, 4th qtr.
FS - Wesson 2 pass from Tedford (Darrow kick), :11, 4th qtr.

Individual Leaders

Rushing

BG - Otten 31-136; FS - Thomas 5-48, Carter 6-41

Passing

BG - McClure 22-32-1-246; FS - Tedford 31-50-4-373

Receiving

BG - Otten 11-76, Meek 4-55, Taylor 3-74; FS - Paige 15-246

Team Statistics	BG	FS
First Downs.....	17	27
Rushes/Yards.....	44/126	24/80
Passing Yardage.....	246	373
Completions/Attempts/Int.....	22/32/1	31/50/4
Punts.....	7/39.9	2/39.5
Fumbles/Lost.....	2/0	4/3
Time of Possession.....	35:40	24:20

After a full week of events leading up to the meeting with the Pacific Coast Athletic Association champion Fresno State, the Falcons entered the game against the Bulldogs a two-touchdown underdog.

The Falcons also had to contend with a partisan sea of red squeezed into Bulldog Stadium, the home of Fresno State.

But, the Falcons drew first blood converting a Jac Tomasello interception on the final play of the first quarter into the first touchdown of the game, a Chip Otten four-yard run capping a 48-yard drive. The Falcons took a 14-0 lead to the locker room after driving 73 yards on their next possession. Sophomore quarterback Brian McClure connected with John Meek on the scoring play.

BG looked to be in the driver's seat after McClure connected with Shawn Potts from five yards out in the third stanza. But, Fresno State answered BG's score with their first of the contest later in the quarter.

Bowling Green came right back as Potts picked up a fumble by receiver Greg Taylor at the five-yard line and ran it in to put the Falcons back up by three touchdowns.

With Fresno State pinned back on its own 20-yard line and facing a third-and-ten, a Falcon stop might have put the final nail in the Fresno State coffin. But, FSU gained 15 yards on the third-down play and the comeback was on.

With future NFL receiver Stephone Paige running and catching a pass for a touchdown, FSU closed to within six points with three minutes left. BG used up just 1:05 of the clock on its next possession and FSU moved 45 yards in eight plays with Jeff Tedford finding Vince Wesson over the middle with 11 seconds left. Scott Darrow's PAT was the deciding point.

BG gained just 26 yards on nine plays in the fourth quarter while FSU gained 220 of its 453 yards in the final 15 minutes.

1985 CALIFORNIA BOWL

Fresno State 51, BGSU 7

Dec. 14, 1985 - Bulldog Stadium - 32,554

Bowling Green	0	0	0	7	-	7
Fresno State	7	16	14	14	-	51

FS - Williams 10 run (Belli kick), 9:29, 1st qtr.
FS - Mosley 1 run (Belli kick), 8:02, 2nd qtr.
FS - Taylor 33 pass from Sweeney (Belli kick), 6:59, 2nd qtr.
FS - Safety, McClure tackled in end zone, 4:39, 2nd qtr.
FS - Taylor 53 pass from Sweeney (Belli kick), 10:08, 3rd qtr.
FS - Skipper 29 run (Belli kick), 3:09, 3rd qtr.
BG - Davis 18 run (Silvi kick), 14:28, 4th qtr.
FS - Baker 40 pass from Sweeney (Belli kick), 8:56, 4th qtr.
FS - Skipper 13 run (Belli kick), 5:57, 4th qtr.

Individual Leaders

Rushing

BG - Davis 7-78, Story 9-41; FS - J. Williams 18-94, Skipper 7-77

Passing

BG - McClure 22-42-3-254; FS - Sweeney 9-19-1-185

Receiving

BG - Schmelzle 7-84, Meehan 7-65; FS - Taylor 2-86, Baker 2-49

Team Statistics	BG	FS
First Downs.....	21	15
Rushes/Yards.....	36/89	48/225
Passing Yardage.....	259	194
Completions/Attempts/Int.....	23/48/3	10/20/1
Punts.....	6/35.3	7/47.4
Fumbles/Lost.....	6/5	2/1
Time of Possession.....	32:09	27:51

The tone for what was expected to be one of the most evenly-matched California Bowls, came earlier in the week when BGSU head coach Denny Stolz told the team before their Wednesday practice he would be leaving after the bowl game to accept the head coaching job at San Diego State.

An indication of what was ahead for the Falcons in the game came early in the first quarter when, trailing 7-0, they drove to the Bulldog one-yard line where they fumbled the ball away in the end zone, the first of five on the day and the same number they had committed in the first 11 games of the season. Fresno State would score the next 37 points before BG would hit paydirt.



This third quarter fumble recovery by Stu Tolle set up the third Falcon touchdown giving the Falcons a 21-0 lead over Fresno State in the 1982 California Bowl.



BGSU HISTORY • BOWL GAMES

1991 CALIFORNIA RAISIN BOWL

BGSU 28, Fresno State 21

Dec. 14, 1991 - Bulldog Stadium - 34,877

Bowling Green	14	7	0	7	-	28
Fresno State	7	7	0	7	-	21

BG - Landman 5 pass from Smith (Leaver kick), 9:01, 1st qtr.
BG - Szlachcic 29 pass from White (Leaver kick), 7:19, 1st qtr.
FS - Barsotti 3 run (Mahoney kick), 2:27, 1st qtr.
BG - Szlachcic 9 pass from White (Leaver kick), 12:39, 2nd qtr.
FS - Daigle 57 run (Mahoney kick), 11:17, 2nd qtr.
BG - Smith 1 run (Leaver kick), 13:15, 4th qtr.
FS - Thompson 5 pass from Barsotti (Mahoney kick), 9:11, 4th qtr.

Individual Leaders

Rushing

BG - Jackson 16-59, Smith 13-46; FS - Neal 14-78, Daigle 8-77

Passing

BG - White 18-30-2-263; FS - Barsotti 25-36-1-286

Receiving

BG - Szlachcic 11-189, Redd 2-47; FS - Rivers 6-84, Winans 3-66

Team Statistics	BG	FS
First Downs.....	22	24
Rushes/Yards.....	39/115	42/198
Passing Yardage.....	268	286
Completions/Attempts/Int.....	19/31/1	25/36/1
Punts.....	4/31.5	3/32.0
Fumbles/Lost.....	2/1	2/2
Time of Possession.....	30:46	29:14

Not even being a double-digit underdog against Fresno State could keep the Falcons from completing its storybook season under first-year head coach Gary Blackney. And the script for this game was all Hollywood.

The first quarter would have led the fans to believe it might take 40 or 50 points to win the game as the Falcons scored touchdowns on their first two possessions and the Bulldogs would get one of those back before the quarter was over.

The scoring continued early in the second stanza as BG's Erik White and Mark Szlachcic hooked up for a second time. But, FSU came right back on their next possession with Anthony Daigle running 57 yards to cut the deficit in half going to the lockerroom.

The defenses took over in the third quarter, each allowing just 65 yards total offense. Late in the quarter, FSU placekicker Derek Mahoney missed a 26-yard field goal, the most significant scoring opportunity of the quarter.

BG scored early in the final stanza moving 80 yards after the missed field goal to build another 14-point lead.

FSU came right back to score, driving 71 yards as quarterback Mark Barsotti completed five-of-six passes, connecting with tight end Marty Thompson from five yards out.

After three changes of possession, FSU started the final drive of the game from their one-yard line, after an interception, with 2:29 remaining.

FSU used its last time out with 24 seconds left and the Bulldogs just nine yards away from the needed touchdown. After a running play for six yards and two incomplete passes, the final play of the game would determine the outcome with three seconds left.

The BG defense rose to the occasion covering all FSU receivers and Barsotti threw incomplete with BG linebacker Kevin O'Brien pressuring.

BG won its 11th game making Blackney one of only three coaches in NCAA history to win 11 games in their first season as a head coach.

1992 LAS VEGAS BOWL

BGSU 35, Nevada 34

Dec. 18, 1992 - Sam Boyd Silver Bowl - 15,476

Bowling Green	14	14	0	7	-	35
Nevada	3	0	21	10	-	34

BG - Smith 10 pass from White (Leaver kick), 11:27, 1st qtr.
NV - Terelak 30 field goal, 8:22, first qtr.
BG - Jackson 4 run (Leaver kick), 2:28, 1st qtr.
BG - White 8 pass from Smith (Leaver kick), 7:54, 2nd qtr.
BG - Jackson 17 run (Leaver kick), 4:46, 2nd qtr.
NV - Senior 5 pass from Vargas (Terelak kick), 8:13, 3rd qtr.
NV - Holmes 5 run (Terelak kick), 5:32, 3rd qtr.
NV - Matter 3 pass from Vargas (Terelak kick), 3:46, 3rd qtr.
NV - Reeves 3 run (Terelak kick), 12:41, 4th qtr.
NV - Terelak 19 field goal, 7:13, 4th qtr.
BG - Hankins 3 pass from White (Leaver kick), :22, 4th qtr.

Individual Leaders

Rushing

BG - Jackson 22-113, Smith 12-27; NV - Holmes 18-62

Passing

BG - White 24-40-0-245; NV - Vargas 24-40-0-283

Receiving

BG - Smith 7-68, Szlachcic 5-51, McElroy 3-49; NV - Reeves 8-92, King 5-88, Senior 6-84

Team Statistics	BG	NV
First Downs	25	21
Rushes/Yards	41/157	35/94
Passing Yardage	253	344
Completions/Attempts/Int.	25/41/0	29/49/0
Punts	5/23.2	4/16.7
Fumbles/Lost	0/0	3/2
Time of Possession	33:35	26:25

In the inaugural Las Vegas Bowl, which replaced the California Bowl, the Falcons faced the high-powered offense of the University of Nevada.

In a game in which the punting game took center stage, the Falcons won the first half and Nevada the second half, but a late BG touchdown proved to be the difference.

The Falcons scored on their first four possessions to grab a 28-3 halftime lead. BG had 267 first-half yards to just 116 for the Wolfpack as they had an 18-6 edge in first downs.

In the second half, it was Nevada quarterback Chris Vargas' turn. He had engineered six Nevada comeback victories in three years coming off the bench, including an NCAA-record 35-point comeback against Weber State.

Nevada scored three touchdowns in the third quarter with punts of five and seven yards by BG setting up the first two scores. The Wolfpack's third score was set up by a high snap from center on a BG punt.

Nevada finally took the lead with 12:41 left in the game and looked to possibly put the game away with a field goal with 7:13 left, ending their run of 31 unanswered points.

Bowling Green then moved to the Nevada six-yard line before turning the ball over on downs. After holding the Wolfpack to one first down, Nevada punter Steve Lester had the center snap go through his hands setting up the Falcons at the Wolfpack 15-yard line with 1:45 remaining.

A 12-yard Erik White to Mark Szlachcic connection on first down put the Falcons on the three-yard line. After two runs and a pass did not net any yardage, White found Dave Hankins alone in the back of the end zone on fourth down with 22 seconds left. Placekicker Brian Leaver made the PAT for the winning points and BG's second consecutive bowl win.



BGSU HISTORY • BOWL GAMES

2003 MOTOR CITY BOWL

BGSU 28, Northwestern 24
Dec. 26, 2003 - Ford Field - 51,286

Northwestern	7	3	7	7	-	24
Bowling Green	0	7	7	14	-	28

NU - Herron 40 yd run (Huffman kick), 7:52, 1st qtr.
NU - Huffman 31 yd field goal, 13:12, 2nd qtr.
BG - Harris 4 yd run (Suisham kick), 7:57, 2nd qtr.
NU - Wright 77 yd run (Huffman kick), 14:14, 3rd qtr.
BG - Magner 7 yd pass from Harris (Suisham kick), 9:10, 3rd qtr.
BG - Sanders 11 yd pass from Harris (Suisham kick), 11:32, 4th qtr.
NU - Herron 2 yd run (Huffman kick), 10:01, 4th qtr.
BG - Magner 3 yd pass from Harris (Suisham kick), 4:06, 4th qtr.

Individual Leaders

Rushing

BG - Harris 21-68, Pope 11-23, Lane 2-1; NU Wright 21-237, Herron 12-80, Basanez 10-41, Jenkins 2-5

Passing

BG - Harris 38-50-3-386, Magner 0-1-0-0; NU Basanez 7-15-0-58

Receiving

BG - Magner 12-97, Sharon 7-93, Sanders 5-74, Hawkins 3-36, Pope 3-25, Mc-Grady 3-25, Lane 3-17, Jarrett 2-19; NU - Philmore 3-43, Wright 2-11, Jordan 1-6, Kunle 1-2

Team Statistics	NU	BG
First Downs.....	16	30
Rushes/Yards.....	357	88
Passing Yardage.....	58	386
Completions/Attempts/Int.....	7/15/0	38/51/3
Punts.....	5-172	3-138
Fumbles/Lost.....	2/2	0/0
Time of Possession.....	25:52	34:08

Northwestern took away Bowling Green's running game. So Josh Harris beat the Wildcats through the air. Harris passed for 386 yards and three touchdowns to lead Bowling Green to a 28-24 victory over Northwestern in the Motor City Bowl. It was the first postseason meeting ever between schools from the MAC and Big Ten.

Bowling Green took the lead for good on Harris' 3-yard touchdown pass to Cole Magner with 4:06 left. Harris, who also ran for a TD, set a Motor City Bowl and BGSU record for completions with 38 in 50 attempts. It also marked the third fourth-quarter rally for BGSU against a Big Ten squad (Northwestern in 2001 and Purdue in 2003). Magner also set a game record for catches, finishing with 12 for 97 yards and two touchdowns.

Jason Wright ran for 237 yards on 21 carries and finished with 336 all-purpose yards for Northwestern. He had a 77-yard TD run - the second-longest run in Motor City Bowl history - to give the Wildcats a 17-7 lead early in the third quarter and an 88-yard kickoff return early in the fourth to set up Noah Herron's 2-yard touchdown run that made it 24-21.

Bowling Green used two 80-yard scoring drives to take a 21-17 lead early in the fourth. Harris threw a 7-yard TD pass to Magner, and put the Falcons on top with an 11-yarder to Steve Sanders.

Northwestern opened the scoring on Herron's 40-yard fourth-down run in the first quarter, and made it 10-0 on Brian Huffman's 31-yard field goal. Bowling Green answered with a 67-yard drive, capped by Harris' 4-yard run.

2004 GMAC BOWL

BGSU 52, Memphis 35
Dec. 22, 2004 - Ladd Peebles Stadium - 24,000 (Est.)

Memphis	7	21	0	7	-	35
Bowling Green	21	14	7	10	-	52

BG - Pope 1 yd run (Suisham kick), 10:24, 1st qtr.
BG - Sharon 18 yd pass from Jacobs (Suisham kick), 9:37, 1st qtr.
UM - Doucette 42 yd pass from Wimprine (Gostkowski kick), 6:51, 1st qtr.
BG - Sharon 36 yd pass from Jacobs (Suisham kick), 4:39, 1st qtr.
UM - Kelley 60 yd pass from Wimprine (Gostkowski kick), 14:43, 2nd qtr.
BG - Sanders 31 yd pass from Jacobs (Suisham kick), 9:54, 2nd qtr.
UM - Avery 38 yd pass from Wimprine (Gostkowski kick), 6:41, 2nd qtr.
UM - Williams 31 yd run (Gostkowski kick), 3:37, 2nd qtr.
BG - Sanders 17 yd pass from Jacobs (Suisham kick), :37, 2nd qtr.
BG - Pope 13 yd pass from Jacobs (Suisham kick), 3:18, 3rd qtr.
BG - Suisham 37 yd field goal, 14:09, 4th qtr.
BG - Pope 1 yd run (Suisham kick), 8:01, 4th qtr.
UM - Doucette 14 yd pass from Wimprine (Gostkowski kick), 3:48, 4th qtr.

Individual Leaders

Rushing

BG - Pope 28-151, Lane 5-36; UM - Williams 18-120

Passing

BG - Jacobs 26-44-1 365; UM - Wimprine 26-39-1 324

Receiving

BG - Sanders 7-123, Sharon 5-117, Magner 9-68, Hawkins 2-25, McGrady 2-19, Pope 1-13; UM - Kelley 4-108, Doucette 2-56, Avery 3-51, Gideon 6-38.

Team Statistics	UM	BG
First Downs.....	21	29
Rushes/Yards.....	27/90	43/193
Passing Yardage.....	324	365
Completions/Attempts/Int.....	26/39/1	26/44/1
Punts.....	6/197	4/127
Fumbles/Lost.....	2/1	1/1
Time of Possession.....	26:37	33:23

Omar Jacobs went from Bowling Green's question mark to the Mid-American Conference's latest star quarterback. Jacobs capped a marvelous sophomore season by passing for 365 yards and five touchdowns to lead the Falcons to a 52-35 victory over Memphis in the GMAC Bowl.

The Falcons (9-3) turned a shootout into a blowout after leading 35-28 at halftime to win their fourth consecutive bowl game. Jacobs got them started with four first-half touchdown passes - two apiece to Charles Sharon and Steve Sanders helped carry them the rest of the way. Pope ran 28 times for 151 yards and a pair of 1-yard touchdowns. He also caught a 13-yard pass for the only score of the third quarter. The Tigers (8-4), playing in back-to-back bowl games for the first time, couldn't keep up with the nation's No. 4 offense, which totaled 558 total yards.

Jacobs, whose 41 touchdown passes led the nation and set a Mid-American Conference record, completed 26-of-44 passes with an interception to earn Most Valuable Player honors.

At halftime, the teams seemed poised to take aim at the 2001 GMAC Bowl, the highest scoring bowl game in history with 125 combined points for Marshall and East Carolina. The offenses stopped themselves early in the third quarter. Jacobs threw only his fourth interception of the season to give the Tigers the ball at Bowling Green's 41. Memphis tried to go for it on fourth down but was twice penalized for having 12 men on the field. Bowling Green made it 42-28 on the ensuing possession with Pope slipping underneath for a 13-yard touchdown catch on third-and-7. The Tigers then squandered another trip across midfield when a scrambling Wimprine fumbled the ball and Bowling Green's Mike Thaler recovered 31 yards behind the line of scrimmage to set up a field goal. Even the weather worked in the offenses' favor, however, with a driving rainstorm subsiding a few minutes before kickoff to clear the way for Jacobs and Wimprine to go to work. They took full advantage. Jacobs capped his four-touchdown half with a 17-yarder to Sanders, who reached over defensive back Cameron Essex in the end zone with 37 seconds left.

Not surprisingly, it was a night for offensive records. Jacobs set the MAC record with his 41st overall touchdown rushing or passing in the first quarter, adding four more. He also joined Ben Roethlisberger and Byron Leftwich as the league's only 4,000-yard passers. The Falcons also set the MAC record for scoring average in a season.



BGSU HISTORY • BOWL GAMES

2007 GMAC BOWL

BGSU 7, Tulsa 63

Jan. 6, 2008 - Ladd Peebles Stadium

BGSU	0	0	7	0	-	7
Tulsa	21	14	14	14	-	63

TLS - Adams 1 yard run (Tracy kick) 3:57, 1st
 TLS - Johnson 13 yard pass from Smith (Tracy kick) 0:25, 1st
 TLS - Whitmore 19 yard run (Tracy kick) 0:09, 1st
 TLS - Grooms 4 yard pass from Adams (Tracy kick) 0:56, 2nd
 TLS - Adams 19 yard pass from Smith (Tracy kick) 3:22, 2nd
 TLS - Johnson 14 yard pass from Smith (Tracy kick) 2:11, 3rd
 BG - Williams 78 yard kickoff return (Vrvilo kick) 3rd
 TLS - Smith 2 yard run (Tracy kick) 3:45, 3rd
 TLS - Clay 3 yard pass from Smith (Tracy kick) 3:00, 4th
 TLS - Whitmore 6 yard pass from Smith (Tracy kick) 4:30, 4th

Individual Leaders

Rushing

BG - Sheehan 7-21; TLS - Adams 17-112

Passing

BG - Sheehan 14-19-0 141; TLS - Smith 27-45-5 312

Receiving

BG - Barnes 5-71; TLS - Meyer 5-97

Team Stats	BG	TLS
First Downs	13	34
Rushing	34-46	39-238
Passing	183	324
Total Plays-Yards	61-229	86-562
Fumbles: No.-Lost	4-4	0-0
Penalties: No.-Yards	4-37	3-25
Punts: No.-Yards	5-38.6	5-42.0
Kickoff Returns: No.-Yards	10-221	2-46
Punt Returns: No.-Yards	2-0	0-0
Time of Poss.	31:05	28:55

Hurricane Paul Smith and the nation's top-rated offense turned a little charity into a lot of history in the GMAC Bowl.

Smith had his NCAA-record 14th consecutive 300-yard passing game, and Tulsa converted four fumble recoveries into first-half touchdowns on the way to a 63-7 win over Bowling Green in the 2007 GMAC Bowl.

With all that help, the Golden Hurricane (10-4) ran up a 35-0 halftime lead and capped coach Todd Graham's first season by reaching 10 wins for the first time since 1991.

Smith passed for 312 yards and five touchdowns. He broke the record of 13 300-yard efforts in a row he shared with BYU's Ty Detmer, whose streak stretched over the 1989 and 1990 seasons.

He and Tarrion Adams joined Houston's David Klingler and Chuck Weatherspoon as the NCAA's only 5,000-yard passing and 1,000-yard rushing tandems.

Tulsa outgained Bowling Green (8-5) 562-229 in total yards.

Adams scored touchdowns running, passing and receiving before halftime and ran for 112 yards. Trae Johnson caught two scoring passes.

Bowling Green, which had won four consecutive bowl games, lost three fumbles in its own territory in the first quarter and never recovered.

Quarterback Tyler Sheehan was helped off the field with a left ankle injury with 24 seconds left in the first half and didn't return. Sheehan passed for 141 yards and ran for another 21.

Down 42-0, Bowling Green got on the board when Roger Williams scored on a 78-yard kick return early in the third quarter for the Falcons' only points. It was the first kickoff return for a touchdown in the history of the GMAC Bowl.

2009 HUMANITARIAN BOWL

Idaho 43, Bowling Green 42

Dec. 30, 2009 - Bronco Stadium

BGSU	14	0	7	21	-	42
Idaho	7	7	14	15	-	43

BG - Barnes 35 yard pass from Sheehan (Norsic kick) 11:44, 1st
 ID - Bjorvik 3 yard pass from Enderle (Farquhar kick) 7:49, 1st
 BG - Geter 59 yard run (Norsic kick) :19, 1st
 ID - Greenwood 7 yard pass from Enderle (Farquhar kick) :19, 2nd
 ID - Woolridge 8 yard run (Farquhar kick) 9:25, 3rd
 ID - Woolridge 13 yard run (Farquhar kick) 5:30, 3rd
 BG - Scheidler 15 yard pass from Sheehan (Norsic kick) 3:40, 3rd
 BG - Barnes 5 yard pass from Sheehan (Norsic kick) 12:15, 4th
 ID - Preston 30 yard pass from Enderle (Farquhar kick) 8:32, 4th
 BG - Geter 2 yard run (Norsic kick) 3:51, 4th
 BG - Barnes 51 yard pass from Sheehan (Norsic kick) :32, 4th
 ID - Komar 16 yard pass from Enderle (Enderle to Preston) :04, 4th

Individual Leaders

Rushing

BG - Geter 14-96; ID - Woolridge 22-126

Passing

BG - Sheehan 33-47-4 387; ID - Enderle 15-28-4 240

Receiving

BG - Barnes 17-219; ID - Preston 4-119

GAME STATISTICS	BG	ID
First Downs	27	19
Rushing	6	8
Passing	18	11
Total Plays-Yards	72-538	66-452
Fumbles: No.-Lost	1-0	0-0
Penalties: No.-Yards	5-35	9-79
Punts: No.-Yards	3-102	7-280
Kick Returns: No.-Yards	7-137	7-176
Punt Returns: No.-Yards	3-2	0-0
Time of Poss.	29:24	30:32

The Bowling Green State University football team got a 51-yard touchdown from Freddie Barnes with 32 seconds remaining to take a 42-35 lead but surrendered a touchdown with four seconds to go, as well as a two-point conversion, to fall 43-42 to the Idaho Vandals in the 2009 Rody's Humanitarian Bowl in Boise, Idaho.

BGSU rallied back from a 28-14 and 35-28 deficits to lead with 32 seconds to go but the Vandals drove 66 yards on three plays, including a 50-yard strike to open the drive to get within one at 42-41. After a timeout the Vandals elected to go for two, converting in the back of the endzone for the winning score.

The Falcons opened the scoring with senior quarterback Tyler Sheehan hooking up with Biletnikoff finalist Freddie Barnes on a 35-yard touchdown. Sheehan would call Barnes' number 16 more times, finishing with a Humanitarian Bowl records of 17 receptions for 219 yards, while Sheehan completed 33-of-47 passes for 387 yards and four touchdowns.

Barnes would finish the season with 155 receptions, smashing the all-time NCAA mark of 142, held by Manny Hazzard (Houston) since 1989. For his efforts he was named BGSU's Rody's Humanitarian Bowl Most Valuable Player.

Idaho started the second half off with a bang, scoring a pair of touchdowns in a four minute span to go up 28-14 with 5:30 to go in the third quarter, a spot Bowling Green has seen before and answered.

First, Sheehan connected with fellow classmate Jimmy Scheidler on a 15-yard touchdown with just over three minutes remaining in the third quarter and then found Barnes on an out-route at 12:15 in the fourth to knot the score at 28 apiece.

The Vandals would answer back with a 74-yard drive to once again take the lead, this time, 35-28 with 8:32 to go in the game.

A two-yard Geter touchdown, his second of the game, pushed the score to 35-35 and following a stop by the BGSU defense Sheehan and the Falcons marched 80 yards to take a 42-35 lead with 32 seconds remaining before the final winning drive by Idaho.



BGSU HISTORY • BOWL GAMES

2012 MILITARY BOWL

San Jose State 29, Bowling Green 20
Dec. 27, 2012 - RFK Stadium

San Jose	7	3	9	10	-	29
BGSU	3	3	7	7	-	20

SJSU - Nunn 33 yard pass from Fales (Lopez kick) 10:05, 1st
BG - Tate 28 yard FG, 3:57, 1st
BG - Tate 33 yard FG, 14:55, 2nd
SJSU - Lopez 36 yard FG, 1:40, 2nd
BG - Samuel 8 yard TD run (Stein kick) 12:05, 3rd
SJSU - team safety, 4:18, 3rd
SJSU - Jones 18 yard pass from Fales (Lopez kick) 2:16, 3rd
BG - Pettigrew 1 yard TD run (Stein kick) 10:26, 4th
SJSU - Lopez 27 yard FG, 4:43, 4th
SJSU - Eskridge 1 yard TD run (Lopez kick) 2:34, 4th

Individual Leaders

Rushing

BG - Pettigrew 7-59; SJSU - Eskridge 13-33

Passing

BG - Schilz 16-35-0 159; SJSU - Fales 33-43 395 2

Receiving

BG - Gallon 7-73; SJSU Grigsby 9-134

GAME STATISTICS

	SJSU	BG
First Downs	19	12
Rushing	23-15	30-105
Passing	33-43-0-395-2	16-35-0-159-0
Total Plays-Yards	66-380	65-264
Fumbles: No.-Lost	3-1	1-1
Penalties: No.-Yards	4-30	5-55
Punts: No.-Yards	7-223	8-222
Kick Returns: No.-Yards	6-336	6-337
Punt Returns: No.-Yards	1-24	1-0
Time of Poss.	30:48	29:12

San Jose State took advantage of a key turnover late in the fourth quarter to secure a 29-20 win over Bowling Green in the 2012 Military Bowl Thursday. The Falcon defense was stellar again on Thursday afternoon, holding the Spartans to -15 yards rushing on the afternoon.

San Jose State jumped out to a 7-0 lead with a four play, 79 yard drive, capped off with a 33 yard touchdown pass from David Fales. The Falcon defense made the Spartans one-dimensional all game, as the Spartan rushing attack was ineffective.

The Falcons got on the board with a 28 yard field from Tyler Tate with 3:57 left to play in the first quarter.

After a Gabe Martin blocked punt, the Falcons would get to within one point with another field goal from Tate, this time from 33 yards out.

San Jose State would add a field goal before the half to take a 10-6 lead into the lockerroom.

After the Falcons punted to begin the second half, the defense would come up with a big play to help the struggling offense out. Charlie Walker's rush off the edge produced a huge hit on quarterback David Fales, causing him to fumble. All-American Chris Jones was there to pick it up and return it 21 yards to the San Jose State eight yard line.

On the very next play, Anthon Samuel would take a handoff and scamper into the endzone for the touchdown and a 13-10 Falcon lead.

After a three-and-out late in the third quarter, Brian Schmiedebusch's punt would be blocked by San Jose State's special teams. The ball would carry through the end zone for a safety.

On the very next drive, San Jose State would take the lead on an 18 yard pass from Fales to Chandler Jones.

The Falcons would come right back, as John Pettigrew would find a seam and go 37 yards on a handoff down to the San Jose State one yard line. On the very next play, Pettigrew would punch it in, giving the Falcons another lead at 20-19.

With 4:43 left to play in the game, San Jose State's Austin Lopez would knock home a field goal for a two point Spartan lead. On the next drive, Matt Schilz was hit from behind and would fumble. San Jose State was there to pounce on it.

The Spartans would convert for a touchdown following that turnover.

2013 LITTLE CAESARS BOWL

Pittsburgh 30, Bowling Green 27
Dec. 26, 2013 - Ford Field

Pittsburgh	7	10	3	10	-	30
BGSU	3	7	10	7	-	27

BGSU - Tate 28 yd field goal, 4:26 (1st)
UP - Conner 15 yd run (Blewitt kick), :58 (1st)
UP - Blewitt 25 yd field goal, 8:29 (2nd)
UP - Boyd 54 yd punt return (Blewitt kick), 6:43 (2nd)
BGSU - Bayer 29 yd pass from Johnson (Tate kick), 1:28 (2nd)
BGSU - Gates 94 yd kickoff return (Tate kick), 14:49 (3rd)
BGSU - Tate 46 yd field goal, 9:52 (3rd)
UP - Blewitt 28 yd field goal, 5:59 (3rd)
UP - Voytik 5 yd run (Blewitt kick), 9:31 (4th)
BGSU - Burbrink 15 yd pass from Johnson (Tate kick), 4:42 (4th)
UP - Blewitt 39 yd field goal, 1:17 (4th)

Individual Leaders

Rushing

BG - Greene 18-39; UP - Conner 26-229

Passing

BG - Johnson 20-32-2 272; UP - Savage 8-13-0 124

Receiving

BG - Joplin 6-86; UP - Boyd 8-173

GAME STATISTICS

	UP	BG
First Downs	21	18
Rushing	39-255	34-10
Passing	13-22-0-232-0	21-33-0-279-2
Total Plays-Yards	61-487	67-289
Fumbles: No.-Lost	0-0	1-0
Penalties: No.-Yards	4-50	4-36
Punts: No.-Yards	4-164	5-273
Kick Returns: No.-Yards-TDs	4-107-0	5-183-1
Punt Returns: No.-Yards-TDs	3-69-1	0-0-0
Time of Poss.	28:50	31:10

Chris Blewitt's field goal with 1:17 remaining gave the University of Pittsburgh a 30-27 win over the Bowling Green State University football team in the Little Caesars Pizza Bowl at Ford Field in Detroit, Mich.

Pitt freshman James Conner ran for 229 yards and a touchdown, while the Panthers' Tyler Boyd had 173 receiving yards and returned a punt 54 yards for a score.

The Panthers had 487 yards of total offense to the Falcons' 289.

BGSU quarterback Matt Johnson threw for 272 yards and a pair of scores, completing 20 of 32 passes on the night. For Pitt, Tom Savage was 8-of-13 for 124 yards before leaving the game due to injury late in the first half. Chad Voytik was 5-of-9 for 108 yards in relief.

Pitt had a total of seven quarterback sacks in the game.

On BG's second drive, Johnson found Shaun Joplin for gains of 18 and 17 yards, respectively, on back-to-back plays. Joplin led the BG receivers with six catches and 86 yards vs. the Panthers. The Falcons got into the red zone before the drive stalled, and Tyler Tate kicked a 28-yard field goal to give the Brown and Orange the early lead.

Trailing by a touchdown at halftime, BGSU drew even at the start of the second half, as BooBoo Gates returned the opening kickoff 94 yards for a score. Tate's PAT tied the game with only 11 seconds elapsed.

Tate's return tied the school record for longest kickoff return in history, matching Leon Weathersby's 94-yard return in a 1997 game at Perry Stadium.

The next drive, however, saw the Panthers kick what proved to be the winning field goal. On the second play of that drive, Voytik rolled out and gained 19 yards, giving Pitt a first down at midfield. Conner gained 20 yards on the following play. Voytik handed the ball to Conner on each of the next three plays, gaining a total of nine yards. On that third-down play, Conner was stopped for no gain, but on fourth down, Blewitt's 39-yard kick was good.



BGSU HISTORY • BOWL GAMES

2014 Camellia Bowl

Bowling Green 33, South Alabama 28
Dec. 20, 2014 - Cramton Bowl

USA	7	0	7	14	-	28
BGSU	14	6	7	6	-	33

BGSU - Lewis 44 yd pass from Knapke, 11:59 (1st)
BGSU - Greene 1 yd run, 7:17 (1st)
USA - Houston 44 yd run, 5:42 (1st)
BGSU - Tate 39 yd field goal, 6:49 (2nd)
BGSU - Tate 22 yd field goal, :53 (2nd)
USA - Bridge 15 yd run, 6:00 (3rd)
BGSU - Greene 17 yd run, 4:33 (3rd)
USA - Buford-Hughes 18 yd pass from Bridge, 11:23 (4th)
USA - Timmons 3 yd run, 1:20 (4th)
BGSU - Lewis 78 yd pass from Knapke, 1:04 (4th)

Individual Leaders

Rushing

BG - Coppet 16-70; USA - Houston 5-53

Passing

BG - Knapke 25-39-2 368; USA - Bridge 20-37-1 279

Receiving

BG - Lewis 4-137; USA Woodson 6-122

GAME STATISTICS

	USA	BG
First Downs	23	24
Rushing	38-136	49-131
Passing	20-37-2-279-1	26-41-0-369-2
Total Plays-Yards	75-415	90-500
Fumbles: No.-Lost	2-2	2-1
Penalties: No.-Yards	5-48	8-79
Punts: No.-Yards	7-339	7-330
Kick Returns: No.-Yards-TDs	7-139-0	5-115-0
Punt Returns: No.-Yards-TDs	3-12-0	3-8-0
Time of Poss.	25:35	34:25

With 1:04 remaining in the game, quarterback James Knapke found freshman wide receiver Roger Lewis for a 78-yard touchdown to put the Bowling Green State University football team ahead for good, 33-28, over South Alabama in the inaugural Raycom Media Camellia Bowl.

With 1:20 to play in the game, South Alabama had taken the lead on a three-yard rush by running back Terrance Timmons, overcoming a 13-point deficit to take a 28-27 lead.

But, on the first play from scrimmage, Knapke would find Lewis deep down the middle of the field and the freshman would do the rest for his second game-winning touchdown reception of the season.

James Knapke was named Bart Starr Most Valuable Player, passing for 368 yards and two touchdowns – both of which were to Lewis. Lewis finished with a team-high 137 yards receiving in the game, finishing his inaugural campaign with 1,093 receiving yards. He became just the seventh player in BGSU history to have a 1,000-yard season and was the first freshman to ever do so.

On the first drive of the night, Bowling Green would move the ball into South Alabama territory, but would face a 4th-and-2 from the USA 44 yard line. On the fourth down play, Knapke would drop back and find Lewis past his defender for a BGSU touchdown and 7-0 lead.

The Falcons would increase their lead to 14-0 later in the first quarter with a one-yard rush by Travis Greene, capping off a nine play, 93-yard drive for the score. The big play on the drive came on Gehrig Dieter's 53-yard reception from Knapke.

BGSU's Tyler Tate would add two field goals – of 39 and 22 yards – to give the Falcons a 20-7 lead going into the half.

South Alabama would score 14 straight points in the fourth quarter to take the lead, but Knapke's bomb to Lewis would allow the Falcons to come out victorious in the Camellia Bowl. The win for the Falcons marked the first bowl win for the Mid-American Conference since the 2012 season.

2015 GoDaddy Bowl

Georgia Southern 58, Bowling Green 27
Dec. 23, 2015 - Ladd-Peebles Stadium

GS	9	14	21	14	-	58
BGSU	13	14	0	0	-	27

GS - Ramsby 1 yd run, 8:52 (1st)
BGSU - Lewis 45 yd pass from Johnson, 7:29 (1st)
GS - Dobson PAT return, 7:29 (1st)
BGSU - Moore 15 yd pass from Johnson, 0:33 (1st)
BGSU - Dieter 51 yd pass from Johnson, 11:42 (2nd)
GS - Fields 26 yd run, 7:53 (2nd)
GS - Crockett 31 yd pass from Ellison, 1:27 (2nd)
BGSU - Greene 5 yd run, 0:36 (2nd)
GS - Upshaw 3 yd run, 7:28 (3rd)
GS - Upshaw 80 yd run, 2:55 (3rd)
GS - Breida 1 yd run, 1:51 (3rd)
GS - Upshaw 8 yd run, 14:55 (4th)
GS - Upshaw 52 yd run, 5:25 (4th)

Individual Leaders

Rushing

BG - Greene 10-79; GS - Upshaw 12-199

Passing

BG - Johnson 15-34-3 246; GS - Ellison 3-5-1 65

Receiving

BG - Moore 5-83; GS Crockett 1-31

GAME STATISTICS

	GS	BG
First Downs	26	15
Rushing	68-452	29-116
Passing	4-8-0-82-1	15-34-0-246-3
Total Plays-Yards	76-534	63-362
Fumbles: No.-Lost	2-0	2-2
Penalties: No.-Yards	5-45	7-59
Punts: No.-Yards	4-175	5-250
Kick Returns: No.-Yards-TDs	3-48-0	3-32-0
Punt Returns: No.-Yards-TDs	1-16-0	2-37-0
Time of Poss.	40:39	19:21

Georgia Southern scored 35 unanswered points in the second half to overcome Bowling Green's 27-23 halftime lead Wednesday evening to defeat the Falcons 58-27 in the GoDaddy Bowl.

Matt Johnson threw three first half touchdowns and Travis Greene scored from five yards out with 36 seconds left in the first half to put the Falcons ahead 27-23.

Bowling Green built a 20-9 second-quarter lead as the Falcons moved the ball well in the first half. Georgia Southern scored the game's first touchdown but Johnson answered by improvising on a fourth-and-one after mishandling the football. He found Roger Lewis for a 45-yard touchdown but Georgia Southern went ahead 9-6 after blocking the extra point and returning it for two points.

Over the next two Georgia Southern drives, the Eagles had just nine yards on six plays and failed to pick up a first down. That gave the Falcons the opportunity to build a lead as Johnson found Ronnie Moore with a shovel pass on an end around for a 15-yard touchdown to make it 13-9.

On the first play of BGSU's first drive of the second quarter, Johnson found Gehrig Dieter streaking down the sideline for a 51-yard touchdown. The eight-second drive was the second-fastest of the season and gave the Falcons a 20-9 lead with 11:42 to play in the first half.

With just 1:27 left in the first half, the Falcons got the ball back and Greene took over. After a seven-yard pass to Dieter to the 41-yard line, Greene ripped off a 52-yard rush to the seven-yard line. Two plays later, he scored from five yards out to give the Falcons a 27-23 halftime lead.

Georgia Southern put the game away in the second half with three third-quarter touchdowns and two more in the fourth.



BGSU HISTORY • BOWL GAMES

FALCON BOWL GAME RECORDS

INDIVIDUAL RECORDS

RUSHING

Most Attempts.....31, Chip Otten, vs. Fresno State, 1982
Net Yards.....151, P.J. Pope, vs. Memphis, 2004
.....136, Chip Otten, vs. Fresno State, 1982
.....113, Zeb Jackson, vs. Nevada, 1992
Touchdowns.....2, Three Times (Last: Travis Greene, vs. South Alabama 2014)
Average per Carry.....11.1, Jeff Davis, vs. Fresno State, 1985 (7/78)
Long.....52, Travis Greene, 2015

PASSING

Attempts.....50, Josh Harris, vs. Northwestern, 2003
Completions.....38, Josh Harris, vs. Northwestern, 2003
Yards.....387, Tyler Sheehan vs. Idaho, 2009
Interceptions.....3, Brian McClure, vs. Fresno State, 1985
Touchdowns.....5, Omar Jacobs vs. Memphis, 2004
TD passes by a non-QB.....1, LeRoy Smith, vs. Nevada, 1992 (to QB Erik White)
.....1, LeRoy Smith, vs. Fresno State, 1991 (to TE Brent Landman)
Completion Pct.:.....760, Josh Harris, vs. Northwestern, 2003 (38/50)
Average per Completion.....17.2, Jim Potts, vs. Fresno State, 1961
Long.....78, James Knapke to Roger Lewis, vs. South Alabama 2014

RECEIVING

Receptions.....17, Freddie Barnes vs. Idaho, 2009
Yards.....217, Freddie Barnes vs. Idaho, 2009
Touchdowns.....3, Freddie Barnes vs. Idaho, 2009
Avg. per Reception.....34.3, Roger Lewis vs. South Alabama, 2014
Long.....78, Roger Lewis vs. South Alabama, 2014

SCORING

Points.....18, P.J. Pope, vs. Memphis, 2004
.....18, Freddie Barnes vs. Idaho, 2009
Points (kicker).....10, Shaun Suisham, vs. Memphis, 2004
Touchdowns.....3, P.J. Pope, vs. Memphis, 2004
.....3, Freddie Barnes vs. Idaho, 2009
PAT Attempts.....7, Shaun Suisham, vs. Memphis, 2004
PATs Made.....7, Shaun Suisham, vs. Memphis, 2004
Field-Goal Attempts.....3, Tyler Tate vs. South Alabama, 2014
Field Goals Made.....2, Twice (Last: Tyler Tate vs. South Alabama, 2014)
Long FG.....46, Tyler Tate vs. Pittsburgh, 2013

PUNTING

Attempts.....7, Twice (Last: Joseph Davidson vs. South Alabama, 2014)
Yards.....330, Joseph Davidson vs. South Alabama, 2014
Average.....54.6, Brian Schmiedebusch vs. Pittsburgh, 2013
Long.....73, Joseph Davidson vs. Georgia Southern, 2015

TOTAL OFFENSE

Plays.....71, Josh Harris, vs. Northwestern, 2003
Yards.....454, Josh Harris, vs. Northwestern, 2003

KICK RETURNS

Punt Returns.....3, Twice (Last: Ryan Burbrink vs. South Alabama, 2014)
Punt Return Yards.....21, Charles Sharon vs. Northwestern, 2003
.....21, Clint Stephens vs. Georgia Southern, 2015
Avg. per PR.....12.0, Ken Burrell vs. Nevada, 1992
Long.....21, Clint Stephens vs. Georgia Southern, 2015
Kickoff Returns.....4, Roger Williams vs. Tulsa, 2007
.....4, BooBoo Gates vs. Pittsburgh 2013
KOR Yards.....165, BooBoo Gates vs. Pittsburgh 2013
Avg. per KOR*.....41.3, BooBoo Gates vs. Pittsburgh 2013
Long.....94, BooBoo Gates vs. Pittsburgh 2013 (TD)
* minimum 2 returns

INTERCEPTIONS

Interceptions.....2, Martin Bayless, vs. Fresno State, 1982
Yards.....9, Martin Bayless, vs. Fresno State, 1982
Touchdowns.....None
Avg. per Return.....23.0, Arch Tunnell, vs. Fresno State, 1961
Long.....23, Arch Tunnell, vs. Fresno State, 1961 (1/23)

FUMBLES

Fumbles Forced.....2, Keon Newson vs. Northwestern, 2003

TEAM RECORDS

POINTS

Points, Game.....52, vs. Memphis, 2004
Points, Half.....35 (1st), vs. Memphis, 2004
Points, Quarter.....21 (1st), vs. Memphis, 2004
.....21 (4th), vs. Idaho, 2009

FIRST DOWNS

First Downs.....30, vs. Northwestern, 2003
FD Rushing.....10, vs. Nevada, 1992
FD Passing.....21, vs. Northwestern, 2003
FD Penalty.....6, vs. Fresno State, 1991

RUSHING

Rushing Attempts.....49, vs. South Alabama 2014
Net Rushing Yards.....193, vs. Memphis, 2004

PASSING

Attempts.....51, vs. Northwestern, 2003
Completions.....38, vs. Northwestern, 2003
Most Interceptions.....3 vs. Northwestern, 2003
.....3, vs. Fresno State, 1985
.....3, vs. Fresno State, 1961
Fewest Interceptions.....0, vs. Nevada, 1992
.....0, vs. Georgia Southern, 2015
Yards.....388 vs. Idaho, 2009

TOTAL OFFENSE

Plays.....90, vs. South Alabama, 2014
Yards.....558, vs. Memphis, 2004
Average per play.....7.5 vs. Idaho, 2009

PENALTIES

Most Penalties.....11 vs. Fresno State, 1985
Most Penalty Yards.....79, vs. South Alabama, 2014
Fewest Penalties.....1, vs. Northwestern, 2003
Fewest Penalty Yards.....14, vs. Memphis, 2004

INTERCEPTIONS

Most Interceptions.....4, vs. Fresno State, 1982
Most Return Yards.....24, vs. Fresno State, 1982
Fewest Interceptions.....0, vs. Nevada, 1992
.....0, vs. Georgia Southern, 2015
Fewest Return Yards.....0

PUNTING

Punts.....7, Twice (Last: vs. South Alabama, 2014)
Yards.....330, vs. South Alabama, 2014
Avg.....50.0, vs. Georgia Southern, 2015

PUNT RETURNS

Returns.....3, vs. Idaho, 2009
Yards.....37, vs. Georgia Southern, 2015
Avg.....18.5, vs. Georgia Southern, 2015

KICKOFF RETURNS

Kickoff Returns.....10 vs. Tulsa, 2007
Yards.....221, vs. Tulsa, 2007
Avg.....22.1, vs. Tulsa, 2007 (10/221)

TIME OF POSSESSION

Most.....35:40, vs. Fresno State, 1982
Least.....19:21, vs. Georgia Southern, 2015

ATTENDANCE

51,286 vs. Northwestern, 2003
36,932 vs. Tulsa, 2007
34,877 vs. Fresno State, 1991
33,145 vs. Fresno State, 1961
32,554 vs. Fresno State, 1985
30,000 vs. Fresno State, 1982
28,656 vs. Georgia Southern, 2015
26,726 vs. Idaho, 2009
26,259 vs. Pittsburgh, 2013
24,000 vs. Memphis, 2004
20,256 vs. South Alabama, 2014
17,835 vs. San Jose State, 2012
15,476 vs. Nevada, 1992



BGSU HISTORY • ALL-MAC PERFORMERS

First Team ALL-MAC Selections

1952..... Jim Ladd (E)
..... Fred Durig (HB)
1953..... Jim Ladd (E)
1954..... Jack Hecker (E)
1955..... Jack Hecker (E)
..... Kenneth Russell (T)
..... Fred Koch (T)
1956..... Kenneth Russell (T)
..... Tim Murnen (G)
..... Harold Peek (C)
..... Vic DeOrio (HB)
..... Jack Giroux (FB)
1957..... Tim Murnen (G)
..... Larry Baker (T)
..... Ray Reese (E)
1958..... Ray Reese (G)
..... Bob Zimpfer (T)
..... Tom Colaner (E)
1959..... Ron Blackledge (E)
..... Bob Zimpfer (T)
..... Bob Colburn (QB)
..... Bernie Casey (HB)
1960..... Jerry Croft (T)
..... Jerry Colaner (G)
1961..... Dick Newsome (G)
..... Jerry Croft (T)
..... Gary Sherman (G)
1962..... Bob Reynolds (T)
..... Gary Sherman (G)
..... Ed Bettridge (C)
..... Don Lisbon (HB)
..... Asa Elsea (K)
1963..... Jay Cunningham (HB)
1964..... Jay Cunningham (HB)
..... Jerry Jones (T)
..... Tom Reicosky (HB)
..... Jamie Rivers (E)
..... Stew Williams (FB)
..... Heath Wingate (C)
..... Jim Wisser (FB)
1965..... Tony Fire (T)
..... Jamie Rivers (E)
..... Joe Souliere (HB)
..... Mike Weger (HB)
..... Stew Williams (FB)
..... Heath Wingate (C)
1966..... Jamie Rivers (E)
..... Dick Wagoner (DB)
..... Mike Weger (DB)
..... Heath Wingate (C)
1967..... Charles Burley (LB)
1968..... Eddie Jones (SE)
..... Joe Green (MG)
1969..... Joe Green (MG)
..... Bob Zimpfer (FL)
..... Phil Villapiano (DE)
..... Honester Davidson (DB)
1970..... Phil Villapiano (DE)
..... Dave Finley (G)
1971..... Paul Miles (TB)
..... John Czerwinski (T)
..... Dennis Maupin (C)
1972..... Paul Miles (TB)
..... John Czerwinski (T)

..... Fred Sturt (G)
..... Tom Hall (DT)
1973..... Paul Miles (TB)
..... Phil Polak (FB)
1974..... Dave Preston (RB)
1975..... Steve Studer (C)
1976..... John Obrock (T)
1978..... Jeff Groth (FL)
..... Mike Wright (QB)
1979..... John Spengler (PK)
1980..... John Spengler (PK)
..... Todd Gates (DT)
1981..... Martin Bayless (DB)
..... Bryant Jones (RB)
..... Jim Phelps (P)
1982..... Martin Bayless (DB)
..... Mark Emans (LB)
..... Brian McClure (QB)
..... Jim Phelps (P)
..... Shawn Potts (WR)
..... Andre Young (DT)
1983..... Martin Bayless (DB)
..... Mark Dowdell (TE)
..... Mark Emans (LB)
..... Brian McClure (QB)
..... Jim Phelps (P)
1984..... Brian McClure (QB)
..... Brian Johnson (C)
..... Stan Hunter (WR)
..... Mark Dowdell (TE)
..... Melvin Marshall (DB)
..... Bernard White (RB)
1985..... Stan Hunter (WR)
..... Mike Estep (OG)
..... Brian McClure (QB)
..... Bernard White (RB)
..... Melvin Marshall (DB)
..... Greg A. Johnson (P)
1986..... Paul Schweitzer (LB)
..... Greg Johnson (NG)
..... Mike Estep (OG)
..... John Hunter (LB)
..... Greg A. Johnson (P)
1987..... Joe Foley (DE)
..... John Hunter (LB)
..... Kyle Kramer (DB)
1988..... Kyle Kramer (DB)
..... Reggie Thornton (WR)
1989..... Ron Heard (WR)
..... Cris Shale (P)
1990..... Cris Shale (P)
..... Terry Wilson (DB)
..... Mark Ross (DL)
1991..... Mark Szlachcic (WR)
..... Brett Landman (TE)
..... Erik White (QB)
..... Mark Ross (DL)
..... Terry Wilson (DB)
1992..... Mark Szlachcic (WR)
..... Joe Wyse (OL)
..... Erik White (QB)
..... Kevin O'Brien (OLB)
..... Artie Mangham (ILB)
..... Joe Bair (DB)
1993..... Joe Wyse (OL)

..... Matt Foley (OL)
..... Zeb Jackson (RB)
..... Rameir Martin (WR)
..... Vince Palko (ILB)
..... Bob Dudley (DL)
..... Clint Frazier (DL)
1994..... Ronnie Redd (WR)
..... Chad Bukey (OL)
..... Ryan Henry (QB)
..... Brian Leaver (PK)
..... Vince Palko (LB)
..... Greg Cepek (DL)
..... George Johnson (DB)
1995..... Chad Bukey (OL)
..... Derek Schorejs (PK)
..... Jason Woullard (LB)
..... Greg Cepek (DL)
1996..... Kevin O'Neill (LB)
1997..... Kevin O'Neill (LB)
2001..... Robert Redd (WR)
..... Brandon Hicks (NG)
2002..... Robert Redd (WR)
2003..... Scott Mruzckowski (C)
..... Janssen Patton (CB)
..... P.J. Pope (RB)
2004..... Omar Jacobs (QB)
..... Rob Warren (OL)
..... Jovon Burkes (LB)
..... Keon Newson (DB)
2006..... Kory Lichtensteiger (OL)
..... Devon Parks (DL)
2007..... Kory Lichtensteiger (OL)
..... Diyrall Briggs (DL)
2008..... Diyrall Briggs (DL)
2009..... Freddie Barnes (WR)
2010..... Kamar Jorden (WR)
2011..... Kamar Jorden (WR)
..... Brian Schmiedebusch (P)
..... Dwayne Woods (LB)
..... Chris Jones (DL)
2012..... Gabe Martin (LB)
..... Chris Jones (DL)
..... BooBoo Gates (DB)
2013..... Dominic Flewellyn (OL)
..... David "Chief" Kekuewa (OL)
..... BooBoo Gates (DB)
2014..... Roger Lewis (WR)
..... Ryan Burbrink (PR)
2015..... Matt Johnson (QB)
..... Roger Lewis (WR)
..... Travis Greene (RB)
..... Austin Valdez (LB)
..... Joseph Davidson (P)
2016..... Scott Miller (WR)
..... Joseph Davidson (P)
2017..... Joseph Davidson (P)

Second Team ALL-MAC Selections

1953..... Bill Bradshaw (QB)
1954..... Tom Kisselle (E)
1955..... Tim Murnen (G)
..... Jim Bryan (QB)
..... Carlos Jackson (HB)
..... Tom Kisselle (E)
1956..... Don Nehlen (QB)

1957..... Don Nehlen (QB)
..... Vic DeOrio (HB)
..... Bob Ramlow (HB)
1958..... Jerry Roberts (E)
..... Bob Colburn (QB)
..... Bob Ramlow (HB)
..... Harold Furcron (HB)
1959..... Chuck Ramsey (G)
..... Russ Hepner (HB)
..... Jerry Dianiska (FB)
1960..... Bob Bird (T)
..... Jim Potts (QB)
..... Don Lisbon (HB)
1961..... Bob Reynolds (T)
..... Jim Potts (QB)
..... Russ Hepner (HB)
..... Roger Reynolds (HB)
..... Lou Youskievicz (C)
1962..... Jay Cunningham (HB)
1963..... Tom Sims (E)
..... Bill Violet (G)
..... Jim Wisser (FB)
1966..... Eddie Jones (E)
..... Henry Orr (T)
..... Roger Schmidt (G)
..... Joe Siesel (LB)
..... Dave Seiter (E)
..... Joe Souliere (S)
1967..... Joe Green (MG)
..... Dennis Zolciak (LB)
1968..... Larry Watson (C)
..... Tom Standing (E)
..... Dave Reese (T)
..... Dennis Zolciak (LB)
..... Dave Polak (LB)
..... Jerry Machovina (HB)
1969..... Carl Battershell (T)
..... Dave Finley (G)
..... Vern Wireman (QB)
..... Tom Lloyd (T)
..... Bob Simmons (LB)
1970..... Bob Simmons (LB)
..... Tom Merlitti (LB)
..... Lawrence Kelly (S)
1971..... Jerry Fields (FB)
..... Fred Sturt (G)
..... Larran Meador (DT)
..... Julius Livas (DB)
1972..... John Villapiano (LB)
..... Earl Hargrove (MG)
..... Myron Wilson (DB)
..... Bill Pittman (WB)
..... Phil Polak (FB)
..... Greg Meczka (TE)
1973..... Roger Wallace (SE)
..... John Jacquot (T)
..... Kevin Taylor (DE)
..... Tom Hall (DT)
1974..... Steve Studer (C)
..... Dave Kulik (G)
..... Gene Jones (T)
..... Dave Brown (MG)
..... Bill Whidden (DE)
..... Jim Reynolds (LB)
..... Art Thompson (DB)



BGSU HISTORY • ALL-MAC PERFORMERS

1975..... Dan Saleet (FB)
..... Dave Preston (TB)
..... Gene Jones (OT)
..... Dave Brown (MG)
..... Sherrill Jackson (DB)
1976..... Jeff Groth (SE)
..... Mark Miller (QB)
..... Dave Preston (RB)
..... Alex Prosak (DT)
..... Greg Kampe (DB)
1977..... Greg Kampe (DB)
..... Jack Williams (DT)
..... Doug Smith (OG)
..... Jeff Groth (WR)
1978..... Dirk Abernathy (DB)
1979..... Bob Harris (OT)
..... Dan Shetler (WR)
..... Tim Ross (DE)
1980..... Martin Bayless (DB)
..... Dean Hull (OG)
..... Dan Shetler (WR)
1981..... Pat Kennedy (DE)
..... Jac Tomasello (DB)
..... Craig Valentine (DT)
1982..... Greg King (OG)
..... John Meek (TE)
..... Chip Otten (TB)
..... Greg Taylor (WR)
..... Stu Tolle (DT)
1983..... Stan Hunter (WR)
..... Melvin Marshall (DB)
1984..... Greg King (OG)
..... Shawn Simms (DE)
..... Joe Prchlik (MG)
..... Troy Dawson (LB)
..... Greg A. Johnson (P)
1985..... Greg Meehan (WR)
..... Mark Nelson (OT)
..... Dave Bittner (OG)
..... Eric Helgesen (C)
..... George Schmelzle (RB)
..... Paul Silvi (PK)
..... Chris Hartman (LB)
..... Vince Villanucci (DL)
..... Mike Foor (DL)
..... Troy Dawson (LB)
..... Dean Bryson (DB)
1986..... Mark Nelson (OT)
..... Joe Foley (LB)
..... Kyle Kramer (DB)
1987..... Rich Dackin (QB)
..... Mike Otten (RB)
..... Ray Redd (DB)
..... Reggie Thornton (WR)
1988..... Cris Shale (P)
1989..... Rich Dackin (QB)
..... Reggie Thornton (WR)
1990..... Pat Jackson (TE)
..... Keith Pace (LB)
..... Duane Crenshaw (LB)
1991..... Nick Sims (OG)
..... LeRoy Smith (RB)
..... Kevin O'Brien (LB)
..... Paul Harris (DL)
..... Carlos Brooks (DB)


1992..... Brad Long (TE)
..... LeRoy Smith (RB)
..... Bob Dudley (DL)
..... Carlos Brooks (DB)
..... Ken Burrell (DB)
1993..... Lee Boyer (OLB)
..... Steve Rodriguez (DB)
1994..... Rameir Martin (WR)
..... Trevor Stover (TE)
..... Jason Peters (OL)
..... Charlie Williams (DB)
1996..... Courtney Davis (RB)
..... Dan King (DL)
1997..... Damron Hamilton (WR)
1998..... Kurt Gerling (WR)
..... Andy Pollock (P)
1999..... Rob Fehrman (OL)
..... Joe O'Neill (LB)
2000..... Brandon Hicks (DL)
2001..... Khary Campbell (LB)
..... Janssen Patton (CB)
2002..... Dennis Wendel (OL)
..... Chris Haneline (LB)
..... Alex Glantzis (DL)
..... Janssen Patton (CB)
2003..... Josh Harris (QB)
..... Mitchell Crossley (DE)
2004..... Scott Mruczkowski (OL)
..... Kory Lichtensteiger (OL)
..... Shaun Suisham (K)
..... P.J. Pope (RB)
..... Mitchell Crossley (DL)
..... Daniel Sayles (LB), Hon Mention.
2005..... Charles Sharon (WR)
..... Omar Jacobs (QB)
..... Kory Lichtensteiger (OL)
..... Derrick Markray (OL)
..... Terrill Mayberry (DB)
2006..... Terrel White (LB)
2007..... P.J. Mahone (DB)
..... Drew Nystrom (OL)
2009..... Jimmy Scheidler (TE)
2010..... Eugene Cooper (PR)
..... Dwayne Woods (LB)
..... Bryan Wright (P)
2011..... BooBoo Gates (KR)
2012..... Jordon Roussos (OL)
..... Brian Schmiedebusch (P)
2013..... Travis Greene (RB)
..... Ryan Burbrink (PR)
..... Alex Huettel (OL)
..... Ted Ouellet (DL)
..... D.J. Lynch (LB)
..... Gabe Martin (LB)
2014..... Gabe Martin (LB)
..... Alex Huettel (OL)
..... Nick Johnson (CB)
2015..... Alex Huettel (OL)
..... Jacob Bennett (OL)
..... Gehrig Dieter (WR)
..... Trent Greene (LB)
2016..... Trent Greene (LB)
2017..... Teo Redding (WR)
..... Jake Suder (K)
2018..... Scott Miller (WR)

Third Team ALL-MAC Selections

2007..... Tyler Sheehan (QB)
..... Sinisa Vrvilo (K)
..... Antonio Smith (DB)
..... Freddie Barnes (WR)
2008..... Nick Iovinelli (P)
2009..... Tyler Sheehan (QB)
..... Shane Steffy (OL)
2010..... Willie Geter (RB)
..... Chris Jones (DT)
2011..... Ben Bojicic (OL)
2012..... Dominic Flewellyn (OL)
..... Dwayne Woods (LB)
..... Ted Ouellet (DL)
..... Cam Truss (DB)
2013..... Alex Bayer (TE)
2014..... Tyler Tate (K)
..... Bryan Thomas (DL)
2015..... Ronnie Moore (WR)
..... Ryan Burbrink (PR)
2016..... Tim McAuliffe (OL)
..... Logan Dietz (OL)
..... Fred Coppet (RB)
..... Jamari Bozeman (DB)
2017..... Andrew Clair (RB)
..... Nate Locke (LB)
2018..... Marcus Milton (DB)
..... Jack Kramer (OL)
..... Andrew Clair (RB)



BGSU HISTORY • CHAMPIONSHIP TEAMS



1956 Team (8-0-1 Overall, 5-0-1 MAC)

Seated (l-r): John Galyas, Dick Bruck, Joe DeLuca, Don Nehlen, Kenny Russell, Harold Peek, Jack Giroux, Dan Hurst, Larry Kent, Tim Murnen, Karl Koepfer, Carlos Jackson. 2nd row: Jim Dreher, Vic DeOrio, Bob Morrill, Dale Pittman, Greg Mee, Jim Young, Frank D'Eramo, Larry Baker, Ed Janeway, Jerry Milazewski, Bill Page, Mahlon Rouch, Ray Bennett, Jim Derr, Bob Ramlow, Brian Lewis, Bill Spencer, Don Cole. 3rd row: Larry Kelly, Pat Collins, Bill Lyons, Sturgal Russell, Jay Knierim, Jim Cordiak, Ray Reese, Max Schindler, Bob Vannett, Norm Salminen, John Valentine, Dan Zunk, Don McFayden, Joe Bates, Dale Huston, Eddie Mack, Freddie Churchill. Not Pictured: Charles Perry; Doyt Perry, head coach; Bob Gibson, assistant coach; Bill Gunlock, assistant coach; Bob Dudley, assistant coach; Bruce Bellard, assistant coach; Forrest Creason, assistant coach.



1959 Team (9-0-0 overall, 6-0-0 MAC) - National College Division Champions

Front Row (l-r): Bob Gibson, assistant coach; Chuck Ramsey, Ken Whalen, Al Hoover, Tom Colaner, Bob Zimpfer, Bob Colburn, Jerry Roberts, Dan Roberds, Dave McClain, Doyt Perry, head coach. 2nd row: Bob Dudley, assistant coach; Al Junior, John Ruper, Jerry Dianiska, Glenn Fitch, Joe Spilewski, Ron Blackledge, Jim Grant, Lou Youskievicz, Russ Hepner, Seb LaSpina, graduate assistant. 3rd row: Jim Ruehl, assistant coach; Jim Andrews, Ron Isgro, Jerry Colaner, Bob Bird, Ralph White, Dick Vura, Clarence Mason, Bernie Casey, Chuck Comer, Glenn Sharp, head equipment manager. 4th row: Dick Young, assistant coach; Jack Harbaugh, Arch Tunnell, Ed Travis, Ed Phillips, Dave Radlinski, Bob Reublin, Roger Klicman, Fred Elliott, Ken Fink, Al Studer, Steve Morton, student manager. 5th row: Jim Young, assistant coach; Mervin Ward, Al Kebl, Milt Levy, Jay Loescher, Wayne Mauk, Don Meister, Dick Hunt, Angelo Privitera, Joe Nussbaum, Jim Potts, Bill McKelvey, student manager. 6th row: Bill Mallory, assistant coach; Ray Kwiatkowski, Lloyd Dempsey, Dick Newsome, Chuck Pratt, Ron Williams, Karl Anderson, Jerry Croft, Jay Hershey, Larry Smith, John Galyas, graduate assistant.



BGSU HISTORY • CHAMPIONSHIP TEAMS



1961 Team (8-2-0 overall, 6-1-0 MAC)

Front row (l-r): Don Meister, Russ Hepner, Jim Potts, Ken Fink, Angelo Privitera, Larry Smith, Ray Kwiatkowski, Arch Tunnell, Joe Nussbaum, Al Junior, Dick Newsome, Jerry Croft. 2nd row: Lou Youskievicz, Don Lisbon, Tom Hogrefe, Bert Kennedy, Al Studer, Bob Fearnside, Karl Anderson, Ed Bettridge, Asa Elsea, Ray Bell, Jay Dorsey. 3rd row: Larry Stebleton, Frank Hedges, Roger Reynolds, Tony Ruggiero, Walt Armour, Jim Wasserman, Terry Hartshorn, Doug Parrish, Gary Sherman, Bill Violet, Joe Grant. 4th row: Robert Crofchek, Robert Blue, Keith Sommer, John Doyle, John Haschak, Dick King, Larry Cook, Wayne Smith, Fred Koester, Earl Whiteside. 5th row: Bill Keller, Gary Whitaker, Ron Krueger, Moe Ankney, Fred Phillis, Ken Burke, Dick King, Jerry Ward, Bob Reynolds, Barry Weaver, Willis Jones. 6th row: Jim Ruehl, assistant coach; Mike Malmisur, graduate assistant; Dave McClain, graduate assistant; Dick Young, assistant coach; Bill Mallory, assistant coach; Doyt Perry, head coach; Bob Dudley, assistant coach; Bob Gibson, assistant coach; Tom Jennell, graduate assistant; Glenn Sharp, equipment manager; Al Sawdy, head trainer; Myron Carson.



1962 Team (7-1-1 overall, 5-0-1 MAC)

Front row (l-r): Asa Elsea, Tony Ruggiero, Roger Reynolds, Don Lisbon, Bill Keller, Tom Hogrefe, Gary Sherman, Bob Fearnside, Bob Reynolds, Bob Crofcheck, Jim Wasserman, Frank Hedges, Bert Kennedy. 2nd row: Bill Violet, Barry Weaver, Bill Ruiter, Ron Eaton, Fred Phillis, Ed Bettridge, Ken Burke, Mike Witte, Willis Jones, Bob Blue, Ray Bell, Fred Koester. 3rd row: Tony Trent, John Moyer, Ken Hockman, Jerry Harris, Moe Ankney, John Haschak, Tom Sims, Larry Cook, Jerry Ward, Mike Jenks, Paul Polen, Phil Baldwin. 4th row: Jay Cunningham, Wayne Smith, John Doyle, John Larson, Earl Scott, Ron Nestich, Lynn Robinson, Dave Seline, Jay Dorsey, Norm Limpert, Tom Reicosky, Steve Huzicko. 5th row: Bill Kren, Ken Gray, Truman Martin, Jim Wisser, Keith Hamilton, Bill Regnier, Mel Foels, Jim Jones, Earl Whiteside, Guy McCombs, Tony Lawrence, Gary Whitaker. 6th row: Wayne Ambrose, graduate assistant; Angelo Privitera, graduate assistant; Archie Tunnell, graduate assistant; Dick Young, assistant coach; Doyt Perry, head coach; Jim Ruehl, assistant coach; Bill Mallory, assistant coach; Bob Dudley, assistant coach; Bob Gibson, assistant coach; Ron Isgro, graduate assistant; Glenn Sharp, equipment manager; Dale Googins, assistant trainer.




BGSU HISTORY • CHAMPIONSHIP TEAMS



1964 Team (9-1-0 overall, 5-1-0 MAC)

Front row (l-r): Tom Sims, Ken Hockman, Jerry Harris, Mel Foels, Lynn Robinson, Dave Seline, Norm Limpert, Jay Cunningham, John Larson, Tom Reicosky, Jerry Ward, Jim Wisser, Tony Trent, Jim Jones, Tony Lawrence. 2nd row: Russ Jacques, Joe Seisel, Jim Porowski, Heath Wingate, Joe Souliere, Frank Slessman, Dave Cramner, Dick Wagoner, Ray Feilitz, Jim Goings, Dwight Wallace, Mike Pricer, Tom Donohue, Tom Mako, Jerry Jones, Morris Williamson. 3rd row: Bill Bonezzi, Jerry Hunter, Jim Nolting, Bob White, Bob Hughes, John Jennings, Jim Grant, Bill Toth, Bob Heider, Frank Harpold, Bob Pratt, Tom Wright, Tony Fire, Lynn Baker, Bruce Burdick. 4th row: Tim Witte, Al McQuigg, Steward Williams, Phil Moses, Frank Williams, Henry Orr, Jamie Rivers, Bill Earhart, Mike Weger, Jim Violet, Nick Norman, Fritz Snider, Ed Helminger, Tom O'Leary, Paul Rolf, John Sohn. 5th row: Al Gibbs, graduate assistant; Ron Chismar, assistant coach; Chuck Pratt, graduate assistant; Bill Mallory, assistant coach; Bob Gibson, assistant coach; Doyt Perry, head coach; Bob Dudley, assistant coach; Jim Ruehl, assistant coach; Dick Young, assistant coach; Bill Violet, assistant coach; Jim Perry, graduate assistant; Willis Woods, graduate assistant. 6th row: Bill Jones, Charlie Crandall, Ken Kopke, Steve Thomas, Al Sawdy, Head Trainer; Dr. Henry Votsburger, team doctor; Glenn Sharp, equipment manager; Don Woods, John Banks.



1965 Team (7-2-0 overall, 5-1-0 MAC) - Co-Champions

Front row (l-r): Jerry Jones, Tony Fire, Paul Rolf, Nick Norman, Tom O'Leary, John Jennings, Jim Violet, Bill Earhart, Dwight Wallace, Jim Grant, Bob Pratt, Tom Wright, Ed Helminger, Lynn Baker, Fritz Snider. 2nd row: Bob Wolfe, Joe Pearce, Joe Souliere, Joe Siesel, Heath Wingate, Henry Orr, Ray Feilitz, Jim Porowski, John Sohn, Charles Burley, Melvin Williams, Dick Wagoner, Dave Cramner, Larry Bresko, Jim Korpowski. 3rd row: Russ Jacques, Tom Mako, Frank Harpold, Mike Weger, Jim Perry, Bob Hannon, Dick Waring, Bob Heider, Tom Donohue, Paul Garrett, Ernie George, Phil Hapner, Dave Seiter, Frank Giganti. 4th row: Bob White, Jamie Rivers, Stew Williams, Al McQuigg, Tim Witte, Larry Smith, Dave Carpenter, John Shartle, John Gregory, Tom Luettkie, Jerry Hunter, Bruce Burdick, Virgil Parker, Bill Becker, Chet Boyer, Roger Schmidt. 5th row: Don Woods, student manager; Ed Montgomery, student manager; John Banks, student manager; Glenn Sharp, equipment manager; Mel Foels, graduate assistant; Elliott Uzelac, assistant coach; Bill Violet, assistant coach; Fred Phillis, graduate assistant; Dick Young, assistant coach; Bob Colburn, graduate assistant; Tom Reicosky, assistant coach; Bob Dudley, assistant coach; Tom Kisselle, assistant coach; James Ruehl, assistant coach; Don Nehlen, assistant coach; Bob Gibson, head coach.



BGSU HISTORY • CHAMPIONSHIP TEAMS



1982 Team (7-5-0 overall, 7-2-0 MAC) - California Bowl II Participant

Front row (l-r): Greg Taylor, Chip Otten, Steve Swan, Larry Stratton, Dave Hagaman, Kevin Browning, Bryant Jones, Andre Young, Terry Gyetvai, Tom Glendening, Shawn Potts, Jim Schumann, Rick Deutsch. 2nd row: Dean Hall, Mark Emans, Clarence Abernathy, John Meek, Jac Tomasello, Eric Barnard, Bruce Bangert, Greg King, Joe Prchlik, David Miller, John Downing, Randy Rowe, Dayne Palsgrove. 3rd row: Stan Brue, Charles Alcorn, Mark White, Ray Rockwell, Andy Stark, Stu Tolle, Don Gregoire, Tony Graham, Martin Bayless, Broderick Knight, Lamont Wagner, Bryan Meek, Jim Frericks. 4th row: Gene Hoffman, Mark Miller, Dan Schriener, Jim Gresbach, Gehad Youssef, Scott Mroczkowski, Ken Babich, Norm Recla, Vic Cales, Shawn Simms, Ted Shingleton, Scott Norris, Mike Welch, Steve Truchly. 5th row: Jim Phelps, Chris Neal, Paul Richards, Brian Johnson, Jim Riemland, Steve Schroeder, Trent Tate, Mark Rader, Harold Moore, Mark Dowdell, Kevin Talley, Pat O'Gara, Chris Hartman, Mike Foor, Vince Villanucci. 6th row: Darryl Story, Bill Kuhlman, Tim Lane, Doug Carrico, Mike Estep, Tom Dunn, Troy Dawson, Steve Bok, George Schmelzle, Andre Fullwood, Andre Jackson, Lawrence Lewis, Brian McClure, Glenn Shupe, Jerry Bayless. 7th row: Bill Jones, head trainer; Kurt McClurg, Judy Imhoff, Todd Music, Mark Stoessner, Vickie Graham, Rob Hassan, Dave Bittner, Doni Jones, Melvin Marshall, Stan Hunter, Joe Sharp, equipment manager; Randy Jones, Bruce Sanborn, Steve Iwanicki, Dan Ries, Dan Reiner. 8th row: Greg Polnasek, graduate assistant; Pete Riesen, assistant coach; Wayne Moses, assistant coach; Tim McConnell, assistant coach; Gerry Solomon, assistant coach; Denny Stolz, head coach; Scott Seeliger, assistant coach; Jim Heacock, assistant coach; Steve Devine, assistant coach; Kit Cartwright, assistant coach; Mark Smith, graduate assistant.




1985 Team (11-1-0 overall, 9-0-0 MAC) - California Bowl V Participant

Front Row (l-r): Gerald Bayless, Bill Kuhlman, George Schmelzle, Rick Mitchell, Sean Dykes, Mike Foor, Vince Villanucci, Brian McClure, Troy Dawson, Dan Schriener, Mike Estep, Greg Meehan, Chris Hartman, Norm Recia. 2nd row: Mark Polivka, Will Cox, Stan Hunter, Chris Neal, Joe Boxley, Bernard White, Doug Carrico, Rick Neiman, Stan Brue, John Kaplan, Dave Bittner, Paul Schweitzer, Andre Jackson, Melvin Marshall, Darryl Story. 3rd row: Mark Nelson, Dean Rutan, Joe Foley, Neal Mahoney, Jack Coppess, Mike Otten, Ray Redd, Rick Howard, Erik Johnson, Greg Johnson, John Hunter, Keith Best, Robert Rogers, Greg Studrawa, Chris Plescia. 4th row: Andre Vaughn, Eric Williams, Phil Walker, Michael Jackson, Tony Parker, Bob Adelsperger, Rod King, Mike Murray, Eric Helgesen, Mike Joyce, Doug Bitler, Ken Schriener, Bill McCreary, Bill McClure, Paul Silvi, Greg A. Johnson. 5th row: David Haynes, Fred Turner, Dean Bryson, Tony McCorvey, Derrick Gant, Mark Bongers, Lesley Harris, Jeff Sandru, Mike McGee, Ken Rankin, Eric Smith, Dennis Schiets, Tom Pope, Bill Whan, Ron Todd. 6th row: Phil Moser, Ronald Heard, Reggie Thornton, Derrick Carr, Jeff Davis, Ron Austin, David Kinzie, Pat Clarksean, Wayne Wright, Howard Copeland, Calvin Whitfield, Tom Bonham, Jerry Brooks, Ray Southard. 7th row: Kurt Barto, Assistant Trainer Chris Smalley, Terry Slattery, Steve Pritchard, Dave Kriceri, Kyle Kramer, Jason Zeller, Scott Beckley, Larry Lambright, Shawn Zimmerman, Ron Viscounte, Colby Latimer, Tom Addie, Anthony Bell, Mark Sparger. 8th row: Bill Jones, head trainer; Mike Messaros, assistant trainer; Dave Ferkens, Ron Dunn, Bruce Sanborn, Jay Stelzer, Jim Carozza, Dave Wadley, Joe Sharp, equipment manager; Dayne Palsgrove, graduate assistant; Brian Rock, graduate assistant. 9th row: Scott Duncan, assistant coach; Mark Miller, assistant coach; Tim McConnell, assistant coach; Jon Hoke, assistant coach; Denny Stolz, head coach; Ray McCartney, graduate assistant; Reggie Oliver, assistant coach; Ed Schmidt, assistant coach; Mark Smith, assistant coach; Jan Quarless, assistant coach.



BGSU HISTORY • CHAMPIONSHIP TEAMS



1991 Team (11-1-0 overall, 8-0-0 MAC) - California Raisin Bowl Champs

Front row (l-r): Nick Sims, D.J. Ogilvie, Brett Landman, Matt Kregel, Steve Wilbourne, Mark Ross, Paul Harris, Joe Brechun, Todd Powell, Brian Riffle, student trainer, Annette Davidson, assistant trainer, Derek Tefft, student trainer, Brian Sherman, Matt Zelina, Terry Wilson, Pat Gucciardo, Todd Currence, Scott Lindsay, Mike Calcagno, Rachel Zay, student trainer, Hugh Hendrix, student trainer, Chris Henwood, Artie Mangham, Paul Seeley, Dave Bielinski, Mark Szlachcic, Jerry Beattie, Kevin O'Brien, Erik White, Pat Dutton, Pete Kowalski, Brian Nartker, Mike Haack, Bill Jones, head trainer. 4th row: LeRoy Smith, Ken Burruss, Carlos Brooks, Nick Eppert, Tony Parnell, Steve Bosko, Joe Castellano, Jeff Rottinghaus, Bill Strazinsky, Dave Hankins, Tony Lee, Chris Beier. 5th row: Lisa Grey, student equipment manager, Brett Price, Rocco Oddo, graduate assistant coach, Scott Seeliger, assistant head coach, Michael Faragalli, assistant coach, Jack Bush, assistant coach, Joey Batson, strength and conditioning coach, Gary Blackney, head coach, Bob Ligashesky, assistant coach, Tony Pusateri, assistant coach, Tom Passinaut, graduate assistant coach, Bob Babich, assistant coach, Paul Ferraro, assistant coach, Bruce Cunningham, graduate assistant coach, Terry Malone, assistant coach, Frank Yulasz, Joe Sharp, equipment manager. 6th row: Daryle Reitz, Jeff Jones, student equipment manager, Matt Foley, Ben Lee, Zeb Jackson, Matt Mahaney, Joe Wyse, Brad Long, Bob Dudley, Mike Dostall, Clint Frazier, Jason Wulff, Jamie Simmons, Joe Snyder, student equipment manager, Eric Pullins. 7th row: Chad Bukey, Bob Westerkamp, Ryan McElroy, Jermaine Spivey, Lee Boyer, Joe Bair, Ron Thorne, George Johnson, Darnell Staten, Brian Leaver, Tom Pate, Joe Canzoneri, Walter Regula. 8th row: Trevor Stover, Vince Palko, Norman Hammoud, Bob Johnson, Keith Creech, Jason Peters, Curtis Collins, Jason Dolliver, Rameir Martin, Rob Donahue, Joe Joseph, Steve Rodriguez, Greg Cepek. 9th Row: Jason Egger, Cal Bowers, Charlie Williams, Brent Shafer, Randy Hecklinski, Ronnie Redd, Dave Rottinghaus, Kirk Duncan, Brad Grava, Dwaylon Alexander, Tom Moss, Tony Bennett, Eric McGhee, Yusuf Bauswell, Ryan Henry.



1992 Team (10-2-0 overall, 8-0-0 MAC) - Las Vegas Bowl Champs

Front row (l-r): Mark Szlachcic, Ken Burruss, Carlos Brooks, Chris Henwood, Kevin O'Brien, Steve Bosko, Mike Haack, Dave Hankins, Jeff Rottinghaus, Nick Eppert, LeRoy Smith. 2nd row: Jason Kreager, Ronnie Redd, Rick Yisha, Joe Canzoneri, Bob Dudley, Jason Peters, Pete Kowalski, Brian Nartker, Joe Wyse, Mike Story, Brad Long, Mike Dostall, Keith Creech, Walt Regula. 3rd row: Bill DiOrio, Joe Joseph, Ken Fink, Shawn George, Jason Dolliver, Curtis Collins, Tri-Captain Dave Bielinski, Tri-Captain Artie Mangham, Tri-Captain Erik White, Paul Sadler, Clint Frazier, Norm Hammoud, Brian Borgman, Vito Cinquepalmi. 4th row: Jermaine Spivey, Brad Grava, Lee Boyer, Bill Crowe, Bob Johnson, Tom Moss, Trevor Stover, Greg Cepek, Dave Bruhowzki, Chad Bukey, Bob Westerkamp, Doug Landon, Ron Thorne, Cal Bowers, Brian Leaver. 5th row: Vic James, graduate assistant; Bill Jones, head trainer; Terry Malone, assistant coach; Rocco Oddo, graduate assistant; Scott Seeliger, assistant head coach; Michael Faragalli, assistant coach; Paul Ferraro, assistant coach; Bruce Gregory, assistant coach; Tony Pusateri, assistant coach; Gary Blackney, head coach; Dean Walendzak, graduate assistant; Bruce Cunningham, assistant coach; Jack Bush, assistant coach; Bob Ligashesky, assistant coach; Mike Ward, strength and conditioning coach; Joe Sharp, head equipment manager; Jim Bridge, graduate assistant. 6th row: Saul Harrison, Andy Tracy, Duan'te Anderson, Ryan McElroy, Matt Mahaney, Akili Hutchinson, Mark Dunaway, Rob Donahue, Rameir Martin, Jason Sheets, Vince Palko, Matt Foley, Kwame Boyd, Maurice Coles, Steve Ayers. 7th row: Charlie Williams, Jamie Simmons, Jason Woullard, Jon Ketron, Chache Leal, Mark Moser, Dwaylon Alexander, Derek Kidwell, Nick Martin, Jason Egger, Willie Gibson, Clyde Butler, Ben Lee, Tom Pate, Ryan Henry. 8th row: Darnell Staten, Darius Card, Steve Hartley, Travis Gibbs, Eric McGhee, Tom Breitigam, George Johnson, Derek Schorejs, Brian Stier, James Kitchen, Deon Metz, Joe Bair, Randy Hecklinski, Steve Rodriguez, Zeb Jackson. 9th row: Annette Davidson, assistant trainer; Jennifer Cielec, student trainer; Frank Yulasz, student trainer; Jean Romans, student trainer; Mike Messaros, assistant trainer; Eric Pullins, student assistant; Dave Rottinghaus, student assistant; Jeff Jones, student manager; Greg Ness, student manager; Andy Pierce, student manager; Brian Essinger, student assistant.



BGSU HISTORY • CHAMPIONSHIP TEAMS




2003 Team (11-3, 7-1 MAC)

MAC West and Motor City Bowl Champions

#23 Final AP Poll, #23 ESPN/USA Today Coaches Poll,

#24 Final BCS Ranking

Front Row: Capt. Jovon Burkes, Daniel Sayles, Keon Newson, T.J. Carswell, Tony Hicks, Janssen Patton, Mike Malone, Jesus Yanez, Ryan Lucas, Robert Haley, Capt. Mitch Hewitt, Head Coach Gregg Brandon, Capt. Josh Harris, Jimmy Williams, Capt. Craig Jarret, Will Teague, Vardan Mkhitarian, Rick Mauer, Jeff Runnells, Jason Morton, Cole Magner, James Hawkins, Shaun Suisham. Row 2: Omar Jacobs, Jonathan Jakubowski, Jason Hollingsworth, Van Johnson, P.J. Pope, B.J. Lane, Gavin Powell, Andy Wenstrup, Andy Grubb, Bryan Gardner, Ryan Newble, Scott Mruczkowski, Andrew Hart, Cornelius McGrady IV, Todd DiBacco, Brad Williams, Jelani Jordan, Terril Mayberry, John Nicholson, Justin Martin, DeAudre Perry, Lucas Bartnick. Row 3: Derrick Lett, Nate Fry, Mike Crumpler, Ross Kollar, Jamien Johnson, Steve Navarro, Charles Sharon, Mike Thaler, Monty Cooley, Jonathan Culp, Pascal Kokke, Rob Warren, Matt Leiniger, Steve Sanders, Mitch Crossley, Josef Timchenko, Ted Piepkow, Lavelle Sharpe, Aaron Burkart, Irshad, Bannister, Joe, Dyer, Tim Arnold. Row 4: Andrew Stanford, Jack Battle, Melvin Cole, Patrick Watson, Loren Hargrove, Dan Macon, Kenneth Brantley II, Brandon Jones, Kory, Lichtensteiger, Kevin Huelsman, Will Myles, Terrell White, Victor Tolbert, Blake Shaw, John Lanning, Patrick Curran, Cameron Durham, Landon McCarroll, Virgil Robinson IV, Kyle Cutler. Row 5: Kevin Norris, Sean O'Drobinak, Jeff Perry, Jenkins Reese, Jimmy Carson, Robert Browning, Raishaun Stover, Benji Kennedy, Bryan Jackson, Devon Parks, Drew Nystrom, Edmond Massey, Gregory Hutcherson, Thomas Smith II, Nick Thurman, Matt Emans. Row 6: Head Trainer Doug Boersma, Strength & Cond. Intern Sergio Lund, Head Strength Coach Aaron Hillman, Video Coordinator Billy Crutcher, Asst. Coaches John Bowers, Dennis Springer, Mike Ward, Mick McCall, Troy Rothenbuhler, Steven Wilks, Zach Azzanni, G.A. Gary Fisher, G.A. Matt Campbell, Asst. Coach Greg Studrawa, Tim Beckman.



2004 Team (9-3, 6-2 MAC) – GMAC Bowl Champions

Front Row: Shaun Suisham, Gavin Powell, Ryan Newble, Todd DiBacco, T.J. Carswell, Keon Newson, Daniel Sayles, Mike Thaler, Head Coach Gregg Brandon, Scott Mruczkowski, Jovon Burkes, Cole Magner, Cornelius McGrady, James Hawkins, Andrew Hart, Andy Grubb, Andy Wenstrup. Row 2: Steve Sanders, Jonathan Culp, Teddy Piepkow, Omar Jacobs, P.J. Pope, Monte Colley, Rob Warren, Mitchell Crossley, Aaron Burkart, Derrick Lett, Mike Crumpler, B.J. Lane, Drew Nystrom. Row 3: Will Myles, John Nicholson, Brad Williams, Jelani Jordan, Terril Mayberry, Steve Simonton, Jamien Johnson, Terrell White, Lavelle Sharpe, Kenneth Brantley II, Charles Sharon, Tim Arnold, Nate Fry, Donald Sprekel. Row 4: Josef Timchenko, Kyle Cutler, Thomas Smith, Benji Kennedy, Matt Emans, Derrick Markray, Ricky Walston, Dan Macon, John Lanning, Brandon Jones, Jon Jakubowski, Van Johnson. Row 5: Petey Hood, Bryan Jackson, Edmond Massey, Julian Shibley, Kory Lichtensteiger, Steve Navarro, Sean O'Drobinak, Devon Parks, Deaudre Perry, Patrick Watson, Kevin Huelsman, Jeff Fink, Andrew Stanford. Row 6: Sergio Lund, Strength GA, Nate Waldron, Erique Dozier, Diyral Briggs, Andre Boomer, Robert Smith, Brandon Mack, Adrian Baker, Joe Schaefer, Kyle Cox, John Haneline, Pete Winovich, Nick Davis, Josh Waldman, Aaron Kent, Asst. Coach Troy Rothenbuhler. Row 7: Shawn Roche, Student Asst., Brandon Curtis, Tim Merchut, Scott Goodwin, Eric Soltis, Gregg Coreno, Gregory Hutcherson, Jason Washington, Corey Partridge, Marques Parks, Anthony Turner, Michael Woods, Matt Campbell, Asst. Coach. Row 8: Trainer Annette Davidson, Head Trainer, Doug Boersma, John Bowers, Asst. Coach, Dennis Springer, Asst. Coach, Billy Crutcher, Operations, Chris Haneline, G.A. Mick McCall, Asst. Coach, Vance Joseph, Asst. Coach, Mike Ward, Asst. Coach, Zach Azzanni, Asst. Coach, Tim Beckman, Asst. Head Coach, Greg Studrawa, Asst. Coach, Aaron Hillmann, Head Strength Coach.



BGSU HISTORY • CHAMPIONSHIP TEAMS



2007 Team (8-5, 6-2 MAC, T-1st in East) – GMAC Bowl

Row 1: (L-R) Pete Winovich, Curtis VanDemark, Brandon Mack, Andrew Stanford, Kyle Cutler, Loren Hargrove, Antonio Smith, Kory Lichtensteiger, Coach Gregg Brandon, Sean O'Drobinak, Corey Partridge, Pat Watson, Kevin Huelsman, Drew Nystrom, Dan Macon, Matt Emans. Row 2: Brenden Skowronski, Mason Lowery, Aaron Kent, Brandon Curtis, Nick Davis, Joe Schaefer, Jeff Fink, Adrian Baker, Marques Parks, Nate Waldron, Erique Dozier, John Haneline, Sinisa Vrvilo, Richard Spellman, Darius Smith, Brock Werling. Row 3: Josh Dodge, Benjy Kennedy (mgr), Chris Wright, Jimmy Scheidler, Cody Basler, PJ Mahone, Michael Ream, Tony Hunter, Chris Bullock, Garth Hartung, Eric Ransom, Orlando Barrow, Tyler Sheehan, Freddie Barnes, Ryan Crow, Jerrell Parks, Joe Schreuder. Row 4: Nick Byer, Darriin Carter, Josh Scheidler, Roger Williams, Jarrett Buckosh, Brady Minturn, Matt Norsic, Anthony Turner, Jeremiah Kelley, Calvin Wiley, Jahmal Brown, Freddie Walker, Preston Burrell, Andrew Johnson, Darren Branch, Ryan Riebau. Row 5: Dr. Noftz, Dan Massaro, Jerrson Davis, Tarell Lewis, Craig Rutherford, Nick Iovinelli, Jerrett Sanderson, Michael Badowski, Carlos Tipton, Kevin Alvarado, Angelo Magnone, Zach Akenberger, Scott Lewis, Ben Bojicic, Scott Albert, Mike Burtch, Greg Brabenec. Row 6: Doug Boersma, Giovanni Fillari, Derrick Williams, Calvin Marshall, Mark Wooldridge, Willie Geter, Tyrone Pronty, Aaron Davis, Ray Hutson, Adrian Hodges, Nate Brown, Chris Scheidt, Eugene Fells, Lewis Parks, Nick Rieke, Kevin Zilch. Row 7: Dr. Marlowe, Dr. Barker, Anthony Glau, Jacob Hardwick, Zach Charles, Alfred Tomlinson, Anthony Mosely, Kenny Lewis, Keston Cheatham, Tyler Donahue, Nick Torresso, Steven Dunlap, Jason Rice, Neal Dahlman, Brandon Jackson, Derek Brighton, Dave Ebersbach. Row 8: Scott Estep, Annette Davidson, Ken Kowalski, Rick Court, Aaron Hillmann, Troy Rothenbuhler, Mike Ward, John Hunter, Deion Melvin, Steve Bird, Doug Phillips, Adam Salon, Matt Campbell, Mick McCall, Brad Wilson, Adam Gonzaga.



2013 Team (10-4, 7-1 MAC, 1st East) – Little Caesars Pizza Bowl

Row 1: (L-R) Darrell Hunter, Andre Givens, Brian Sutton, James Knapke, Jordan Hopgood, Ronnie Moore, Chris Gallon, D.J. Lynch, Matt Schilz, Cam Truss, Isaiah Gourdine, Shaun Joplin, Herve Coby, Matt Johnson, Gabe Martin, Devon McKoy, Travis Greene, Jude Adjei-Barimah, Marcus Levy, Ryland Ward, Gehrig Dieter, Austin Valdez. Row 2: Ryan Burbrink, Nolan Dieter, Omar Pierre-Louis, Teo Redding, Eric Harrell, Will Watson, Josh Pettus, Monti Phillips, Aaron Foster, BooBoo Gates, John Klingerman, DanQuis Woods, Alphonso Mack, Nate Locke, Coy Brown III, Fred Coppet, Paul Senn, Matt Robinson, Ryan Pitts, Paul Swan, Victor Osborne, James Sanford, Jamel Martin. Row 3: Evan Karchner, Justin Ford, Patric Hannon, Chris Pohlman, Bryan Thomas, Scott Davis, Jhalil Nashid-Crowley, Charlie Walker, Aaron Banks, Greg Hohenstein, Joe Davidson, Izaah Lunsford, Taylor Royster, Dominic Flewellyn, Logan Dietz, Mike Minns, Alex Huettel, Zac Bartman, Tim Love, Darion Delaney, Darius Holiday, Terrance Bush. Row 4: Spencer Cairo, Gus Schwieterman, Jonathan Fry, Chief Kekuewa, Geno Zappa, Jacob Bennett, Ryan Hunter, Tim McAuliffe, Ben Steward, Christian Piazza, Clay Rolf, Nick Hager, J.J. Beggan, Clark Clancy, Trevor Roop, Kevin Collins, Alex Bayer, Jared Cohen, Diontre Delk, Heath Jackson, Logan Larson. Row 5: Nick Richey, Mike Pechac, Kenny Goodrich, Sam Smith, Jermal Hosley, Kendall Montgomery, Hunter Folkertsman, Tyler Beck, Jairus Campbell, Nick Fields, Zach Colvin, Ted Ouellet, Jason Shepherd, Jake Nachtrab, Brian Schmedebusch, Ronnie Goble, Anthony Farinella, Tyler Tate, Bryan Baird, Chad Bari, Chelsea Lowe, Mike Newman, John Hammersmith. Row 6: Larry McDaniel, Brandon Hourigan, Bill Durkin, Mark Carney, John Hunter, Adam Scheier, Brian Daniels, Dennis Slutak, Marcus Edwards, Dave Clawson, Chris Zuccaro, Jahmal Brown, Aaron Mersham, Alex Stadler, Asil Mulbah, Nick Monroe, Mike Elko, Warren Ruggiero, Rob Neviaser.



BGSU HISTORY • CHAMPIONSHIP TEAMS



2014 Team (8-6, 5-4 MAC, 1st East) – Camellia Bowl Champions

Row 1: (L-R) Darrell Hunter, Roger Lewis, Clint Stephens, Andre Givens, Brian Sutton, Gehrig Dieter, Ronnie Moore, Chris Gallon, D.J. Lynch, Travis Greene, Isaiah Gourdine, Herve Coby, Matt Johnson, Gabe Martin, Nolan Dieter, Diontre Delk, Jude Adjei-Barimah, Ryland Ward, Cody Callaway, Austin Valdez Row 2: (L-R) Ryan Burbrink, Clayton Nicholas, Darnard Turner, Teo Redding, Trenton Greene, Will Watson, Monti Phillips, Brandon English, Trevahn Beery, Nijjah Ballew, Alphonso Mack, Nate Locke, Fred Coppet, Paul Senn, Matt Robinson, Taylor Royster, Victor Osborne, James Sanford, Jack Walz III, Marcus Boomer Row 3: (L-R) Ben Hale, Jalen Dingle, Dominique Carter, Chris Pohlman, Bryan Thomas, Jhalil Croley, Charlie Walker, Aaron Banks, Greg Hohenstein, Joseph Davidson, Izaah Lunsford, Malik Brown, Griff Saunders, Logan Dietz, Mike Minns, Alex Huettel, Zac Bartman, Brian Sanders, Darion Delaney, Tyler King Row 4: (L-R) Terrance Bush, Spencer Cairo, Gus Schwieterman, Austin Labus, Geno Zappa, Jacob Bennett, Ryan Hunter, DeAngelo Ware, Tim McAuliffe, Ben Steward, Christian Piazza, Clay Rolf, Andrew Lucke, J.J. Beggan, Clark Clancy, Robbie Rhodes, Trevor Roop, Brandon Ponczak, Corey Stills Row 5: (L-R) John Klingerman, Heath Jackson, Vito Sosic, Jermal Hosley, Hunter Folkertsma, Kendall Montgomery, Peter Norris, Nick Fields, Zach Colvin, Shannon Smith, David Konowalski, Jake Nachtrab, Corey Madlock, Anthony Farinella, Tyler Tate, Bryan Baird Row 6 (L-R) Vincent Marshall, Mike Lynch, Kevin Anderson, Andrew Sowder, Kennt Goodrich, John Hammersmith, Jeff Sobel, Sean Edinger, Brian Daniels, Chris Zuccaro, Chelsea Lowe, Matthias Reiber, Alfred Castillo Row 7 (L-R) Mike Mickens, Sean Lewis, Matt Mattox, Sterlin Gilbert, Dino Babers, Kim McCloud, Tom Freeman, Nick Monroe, Tom Kaufman, Ben Olson, Derek Shay, Roy Wittke



2015 Team (10-4, 7-1 MAC, 1st East) – GoDaddy Bowl

Row 1: (L-R) Sean Lewis, Darrell Hunter, Roger Lewis, Clint Stephens, James Knapke, Gehrig Dieter, Elar Hardy, Chris Gallon, Travis Greene, Dino Babers, Isaiah Gourdine, Brandon Harris, Herve Coby, Matt Johnson, Aaron Banks, Nolan Dieter, Diontre Delk, Jamari Bozeman, Brian Ward. Row 2: (L-R) Mike Lynch, Janarvis Pough, Marcus Milton, Blake Lucky, Quinn Thomas, James Morgan, Austin Valdez, Harrison Roberts, Ryan Burbrink, Darnard Turner, Teo Redding, Trenton Greene, Antonio Sotolongo, Scott Miller, Robert Jackson Jr., Matt Domer, Bobo Jones, Tavaras Wade, Tom Kaufman. Row 3: (L-R) Andrew Sowder, Charles Lamar, Nijjah Ballew, Alfonso Mack, Nate Locke, Fred Coppet, Matt Robinson, Kyle Bobo, Taylor Royster, James Sanford, Jack Walz III, Ben Hale, Sam Crosa, Brian Jennings II, Matthew Finkler, Patric Hanon, David Runnoe, Mike Mickens. Row 4: (L-R) Kim McCloud, Donovan Wilson, Jake Suder, Quintaz Wright, Greg Hohenstein, Joseph Davidson, Izaah Lunsford, Malik Brown, Nico Lautanen, Logan Dietz, Mike Minns, Alex Huettel, Zac Bartman, Brian Sanders, Tyler King, Terrance Bush, Spencer Cairo, Nick Monroe. Row 5: (L-R) Tom Freeman, Gus Schwieterman, Austin Labus, Jack Kramer, Geno Zappa, Jacob Bennett, Ryan Hunter, DeAngelo Ware, Tim McAuliffe, Ben Steward, Christian Piazza, JC Bartok, Andrew Lucke, JJ Beggan, Clark Clancy, Robbie Rhodes, Trevor Roop, Sean Edinger. Row 6: (L-R) Vincent Marshall, Brandon Ponczak, Derek Lee, Tim Tupa, Vito Sosic, Jermal Hosley, Hunter Folkertsma, Deric Phoutavong, Tyler Horstman, Nick Fields, Zach Colvin, Shannon Smith, David Konowalski, Kyle Junior, Tristian Epley, Anthony Farinella, Tyler Tate, Bryan Baird, Ben Olson. Row 7: (L-R) Roy Wittke, Brad Wittke, Jeff LePak, Chris Zuccaro, Mitch Laabs, Tommy Rapier, Hali Sindlinger, Chelsea Lowe, Emily McLelland, Matthias Reiber, Alfred Castillo, Kenny Goodrich, Jeff Sobol, John Pike



BGSU HISTORY • BOWL TEAMS



2009 Team (7-6, 6-2 MAC) – Humanitarian Bowl Participant



2012 Team (8-4, 6-2 MAC) – Military Bowl Participant



BGSU HISTORY • PLAYERS IN THE NFL

Year	Name	Drafted By	Round	Other Teams (Yrs. Played)
1949	Max Minnich	Los Angeles	10th	
1950	Jack Woodland	Cleveland	24th	Erie (Penn.) Bears
	Bob Schnellker	Cleveland	29th	Philadelphia (1953), NY Giants (1954-60), Minnesota (1961), Pittsburgh (1961)
1953	Fred Durig	San Francisco	16th	
1956	Jack Hecker	Cleveland	9th	
1957	Ken Russell	Detroit	6th	(1957-59)
1958	Karl Koepfer	Detroit	8th	(1958)
	John Murnen	Baltimore	19th	
1960	Bob Zimpfer	Denver	1st	
1961	Bernie Casey	San Francisco	1st	(1961-66), Los Angeles (1961-68)
		NY Titans (AFL)	9th	
	Bob Reublin	NY Giants	19th	
	Clarence Mason	Green Bay	16th	
	Ralph White	Baltimore	11th	
		Houston (AFL)	9th	
	Jack Harbaugh	Buffalo (AFL)	25th	
	Bob Bird	Houston (AFL)	11th	
1962	Karl Anderson	Detroit	11th	
	Jerry Croft	Baltimore	5th	
		Buffalo (AFL)	11th	
	Robert Fearnside	Los Angeles	13th	
1963	Gary Sherman	Cleveland	19th	
		Boston (AFL)	21st	
	Bob Reynolds	St. Louis	2nd	(1963-71, 73), New England (1972-73)
	Don Lisbon	San Francisco	3rd	(1963-64)
1964	Tony Lawrence	St. Louis	10th	
		Boston (AFL)	21st	
1965	Jay Cunningham	Boston (AFL)	13th	(1965-67)
1966	Jerry Jones	Atlanta	2nd	(1966), New Orleans (1967-69)
		Denver (AFL)	7th	
		Cleveland	11th	
	Tony Fire	Washington	13th	(1967)
	Heath Wingate	Boston (AFL)	4th	
	Bill Earhart	Buffalo (AFL)	17th	
1967	Mike Weger	Detroit	9th	(1967-75), Houston (1976-77)
	Stew Williams	Green Bay	6th	
	Dick Wagoner	Minnesota	17th	
	Jamie Rivers	St. Louis	5th	(1968-73), NY Jets (1974-75)
1969	Richard Perrin	NY Giants	13th	
1970	Dave Polak	Baltimore	13th	
	Honestor Davidson	Cleveland	8th	
	Tom Lloyd	St. Louis	5th	
1971	Phil Villapiano	Oakland	2nd	(1971-79), Buffalo (1980-83)
1973	John Czerwinski	NY Jets	16th	
	Fred Sturt	St. Louis	3rd	Washington (1974), New England (1976-78), New Orleans (1978-81)
1974	Tony Bell	Baltimore	4th	
	Paul Miles	Baltimore	8th	Memphis (WFL)
	Myron Wilson	Detroit	16th	
	Phil Polak	Philadelphia	10th	
	Roger Wallace	St. Louis	12th	NY Giants (1976), Memphis (WFL)
	Greg Meczka	San Diego	15th	
1976	Gene Jones	New Orleans	16th	
1977	Dave Preston	New England	12th	Denver (1978-83)
1978	Mark Miller	Cleveland	3rd	(1978-79)
	Jack Williams	St. Louis	6th	Ottawa (CFL) (1978-86)
1979	Jeff Groth	Miami	8th	(1979), Houston (1979-80), New Orleans (1981-85)
	Dirk Abernathy	Oakland	12th	
1980	Bob Harris	Philadelphia	9th	
1983	Andre Young	Cincinnati	12th	Denver (USFL), Calgary (CFL)
1984	Martin Bayless	St. Louis	4th	(1984), Buffalo (1984-86), San Diego (1987-91), Kansas City (1992-93, 95-96), Washington (1994)
	Mark Emans	Green Bay	12th	
1986	Brian McClure	Buffalo	12th	(1987)
1989	Kyle Kramer	Cleveland	5th	(1989)
1990	Reggie Thornton	Minnesota	5th	Indianapolis (1991), Cincinnati (1993), Birmingham (CFL) (1994)
	Ronald Heard	Pittsburgh	6th	
	Derrick Carr	New Orleans	8th	
1991	Cris Shale	Washington	10th	
1994	Charlie Williams	Dallas	3rd	(1995-00)
2003	Josh Harris	Baltimore Ravens	6th	
2005	Omar Jacobs	Pittsburgh	5th	
	Scott Mruzckowski	San Diego	7th	San Diego (2005-11)
2007	Kory Lichtensteiger	Denver	4th	Minnesota Vikings (2008), Washington Redskins (2010-16)
2013	Chris Jones	Houston	6th	New England (2013-15), Miami (2016), San Francisco (2016-PR)

FREE AGENTS

Jude Adjei-Barimah - Tampa Bay 2015-16; Larry Baker - NY Titans (AFL), 1960; Alex Bayer - St. Louis 2014; Gerald Bayless - Cleveland, Atlanta, 1987-88; Tyler Beck - New England, 2014; Ed Bettridge - Cleveland, 1964; Bill Bradshaw - Baltimore, 1953; Carlos Brooks - Arizona, Barcelona (World League), 1995-97; Freddie Barnes, Chicago (NFL), 2009; Diyrall Briggs - San Francisco 49ers, 2008; Ben Bojicic - Cincinnati, 2012; Kenneth Burke - Saskatchewan (CFL), Green Bay, 1964-65; Ken Burress - Seattle, Winnipeg (CFL) 1993-96; Khary Campbell - Dallas, 2002, New York Jets, 2003; Jairus Campbell - Baltimore, Kansas City 2014; Chester Chapman - Detroit, Charlotte (AFL), 1934; Dave Cranmer - Calgary (CFL), 1969; Duane Crenshaw - Columbus (Arena League), 1991-92; Shawn Daniels - Dallas, Ottawa (CFL), Calgary (CFL), Montreal (CFL), Saskatchewan (CFL), 1989-99; Ryan Diepenbrock - Buffalo, 2001; Doug Dorley - Cincinnati, 2000; Sean Dykes - San Diego, NY Jets, Saskatchewan (CFL), San Antonio (WFLA), 1988-92; Mike Estep - NY Jets, 1987-88; Rob Fehrman - Pittsburgh Steelers, 2001; Chris Glantzis - Detroit, 2002; Joe Green - NY Giants, Houston, 1970-74; Tom Hall - Memphis (WFL), 1974; Brandon Hicks - Indianapolis, 2002; John Hunter - 49ers, 1989; Stan Hunter - NY Giants, NY Jets, 1986-87; John Jacquot - Memphis (WFL), 1974; George Johnson - Philadelphia, Toronto (CFL), 1995; Greg A. Johnson - Detroit, 1988; Kamar Jorden - Minnesota, 2012; Anthony Kijanko - Cleveland Browns, 1972; Dave Kinzie - Toronto (CFL), 1989; Jim Ladd - Chicago Cardinals, 1954-56; Roger Lewis - New York Giants, 2016-17; D.J. Lynch - New England Patriots, 2015; Cole Magner - Atlanta, 2005; Bob Martin - Jacksonville (WFL) 1974, Gabe Martin - Arizona, 2015-17; Mike McGee - New England, 1989; Greg Meehan - San Diego, Cincinnati, 1986-88; Kendall Montgomery - Miami, 2015; Tom Moriarty - Atlanta, Pittsburgh, Michigan (USFL), 1977-83; Mark Nelson - Kansas City, 1987; Keon Newson, St. Louis, 2005; Kevin O'Brien - Buffalo, Sacramento (CFL), Barcelona (World League), New England, Barcelona (World League), 1993-96; Mike Obrovac - Cincinnati, Green Bay, 1981-85; Joe O'Neill - Detroit, 2000; Kevin O'Neill - Detroit, 1998; Janssen Patton, Pittsburgh - 2003; John Park - British Columbia (CFL), 1981-88; P.J. Pope - Chicago, 2006; Shawn Potts - Cleveland, Pittsburgh, Chicago, Houston (USFL), Buffalo, 1983-86; Tim Quinn - Chicago (WFL), 1974; Robert Redd - Indianapolis, 2003; Roger Reynolds - NY Giants, 1969; Tim Ross - New England, 1981; Jordon Roussos - Seattle, 2013; Dan Saleet - Cleveland, 1978; Tom Saleet - NY Jets, 1978; Steve Sanders - Cleveland, 2006; Derek Schorejs - Cincinnati, Cleveland, 1999; Tyler Sheehan, Houston (NFL), 2009, Edmund Siminski - Buffalo (AFL), 1940; Charles Sharon - Jacksonville, 2006; Antonio Smith - Cleveland Brown, 2008, Doug Smith - Los Angeles Rams, 1978-92; John Spengler - Detroit, 1981; Shaun Suisham-Dallas, Washington, Pittsburgh, 2005-14; Stu Tolle - Cleveland, 1985; Vince Villanucci - Buffalo, Toronto (CFL), Green Bay, 1986-87; John Villapiano - Houston (WFL), 1973; Erik White - Indianapolis, Toronto (CFL), British Columbia (CFL), 1993-96; Terry Wilson - Houston, 1992; Ryan Wingrove - Atlanta, 2002, New York Jets, 2003; Gehad Youssef - New England, Miami, 1984-86.

Earliest selection: Bernie Casey (1961), 9th player overall
(National Football League team unless otherwise noted)



RECORD BOOK • INDIVIDUAL RECORDS

RUSHING

Most Attempts

Game	46.....	Bryant Jones vs. Kent, 1981
Season	324.....	Dave Preston, 1974
Career	830.....	Dave Preston, 1973-76

Net Yards

Game	225.....	Darryl Story vs. Ball State, 1983
Season	1,594.....	Travis Greene, 2013
Career	3,852.....	Travis Greene, 2011-15

Game/QB	158.....	Freddie Barnes vs. Wisconsin, 2006
Season/QB	830.....	Josh Harris, 2003
Career/QB	2,473.....	Josh Harris, 2000-03

Rushing Touchdowns

Game	5.....	Dave Preston vs. Dayton, 1974
Season	20.....	Josh Harris, 2002
Career	43.....	Josh Harris, 2000-03

Average Yards Per Carry

Season	6.8.....	Andrew Clair, 2017
Career	5.8.....	Josh Cleveland, 2016-17

PASSING

Attempts

Game	73.....	James Knapke, vs. Indiana, 2014
Season	575.....	Tyler Sheehan, 2009
Career	1,494.....	Tyler Sheehan, 2006-09

Completions

Game	46.....	James Knapke, vs. Indiana, 2014
Season	383.....	Matt Johnson, 2015
Career	966.....	Tyler Sheehan, 2006-09

Yards

Game	505.....	Tyler Sheehan at Kent State, 2009
Season	4,946.....	Matt Johnson, 2015
Career	10,280.....	Brian McClure, 1982-85

Interceptions

Game	6.....	Ryan Henry vs. Louisiana Tech, 1995
Season	16.....	Brian McClure, 1983
Career	58.....	Brian McClure, 1982-85

Touchdowns

Game	6.....	Ryan Henry vs. Ball State, 1994
		Matt Johnson at Maryland, 2015
Season	46.....	Matt Johnson, 2015
Career	73.....	Matt Johnson, 2011-15

Completion Percentage

Game	.928.....	Ryan Henry vs. Akron, 1994 (13/14)
Season	.673.....	Matt Johnson, 2015 (383/569)
Career	.654.....	Matt Johnson, 2011-15 (655-1002)

Average Yards Per Completion

Season	18.0.....	Bill Bradshaw, 1953
Career	19.0.....	Bill Bradshaw, 1952-54

SCORING

Points Scored (Non-Kickers)

Game	30.....	Dave Preston vs. Dayton, 1974
Season	134.....	Josh Harris, 2002
Career	284.....	Josh Harris, 2000-03

Points Scored (Kickers)

Game	19.....	Carl Bachman vs. Findlay, 1921
Season	114.....	Tyler Tate, 2013
Career	361.....	Shaun Suisham, 2001-04

Touchdowns

Game	5.....	Dave Preston vs. Dayton, 1974
		Orville Raberding vs. Findlay, 1921
Season	22.....	Josh Harris, 2002
Career	47.....	Josh Harris, 2000-03

Point After Touchdown Attempts

Game	10.....	Nate Fry vs. Temple, 2005
		Shaun Suisham at Temple, 2004
Season	81.....	Tyler Tate, 2015
Career	226.....	Shaun Suisham, 2001-04

Field Goals Made

Game	5.....	Brian Leaver vs. Kent, 1994
Season	23.....	Tyler Tate, 2014
Career	56.....	Tyler Tate, 2011-14
Consec.	14.....	Brian Leaver, 1993-94

RECEIVING

Receptions

Game	22.....	Freddie Barnes at Kent State, 2009
Season	155.....	Freddie Barnes, 2009
Career	297.....	Freddie Barnes, 2006-09

Yards

Game	278.....	Freddie Barnes at Kent State, 2009
Season	1,770.....	Freddie Barnes, 2009
Career	3,450.....	Charles Sharon, 2002-05

Touchdowns

Game	4.....	Jeff Groth vs. Grand Valley, 1978
Season	19.....	Freddie Barnes, 2009
Career	34.....	Charles Sharon, 2002-05

Average Yards Per Reception

Season	21.7.....	Bob Schnelker, 1949
Career	20.8.....	Jack Hecker, 1953-55

PUNTING

Attempts

Game	13.....	Max Minnich vs. Ohio, 1947
Season	82.....	Joseph Davidson, 2014
Career	257.....	Joseph Davidson, 2014-17

Yards

Game	593.....	Cris Shale, vs. CMU, 1990
Season	3,497.....	Joseph Davidson, 2014
Career	11,412.....	Joseph Davidson, 2014-17

Average Yards Per Punt

Game	60.5.....	Joseph Davidson, vs. Ball St., 2014
Season	46.8.....	Cris Shale, 1990
Career	44.4.....	Joseph Davidson, 2014-17

TOTAL OFFENSE

Plays

Game	81.....	James Knapke, vs. Indiana 2014
Season	709.....	Josh Harris, 2002
Career	1,771.....	Tyler Sheehan, 2006-09

Yards

Game	527.....	Josh Harris vs. Northern Illinois, 2003
Season	5,105.....	Matt Johnson, 2015
Career	10,535.....	Tyler Sheehan, 2006-09

KICK RETURNS

Punt Returns

Game	10.....	Bob Harris vs. C. Michigan, 1950
Season	35.....	Robert Redd, 2001
Career	82.....	Charles Sharon, 2002-05

Punt Return Yardage

Game	152.....	Bob Zimpfer
		vs. Quantico Marines, 1967
Season	385.....	Robert Redd, 2001
Career	958.....	Bob Zimpfer, 1967-69

Kickoff Returns

Game	8.....	Reggie Thornton vs. TCU, 1988
Season	44.....	Roger Williams, 2009
Career	99.....	Roger Williams, 2006-09

Kickoff Return Yardage

Game	177.....	Reggie Thornton vs. TCU, 1988
Season	981.....	BooBoo Gates, 2011
Career	2,139.....	Roger Williams, 2006-09

INTERCEPTIONS

Pass Interceptions

Game	3.....	Janssen Patton vs. Kent St., 2000
		vs. Western Michigan, 2003
		vs. Northern Illinois, 2003
		Carlos Brooks vs. Kent State, 1992
		Martin Bayless vs. Ball State, 1983
		Jac Tomasello vs. Kent, 1981
		Shawn Simms vs. Toledo, 1981
		Arch Tunnell vs. Cal Poly SLO, 1960
		Jack Harbaugh vs. Delaware, 1959
Season	12.....	Max Minnich, 1948
Career	27.....	Martin Bayless, 1980-83

Interception Yards

Game	127.....	Julius Livas vs. Miami, 1971
Season	220.....	P.J. Mahone, 2007
Career	273.....	Martin Bayless, 1980-83

NOTE

Bold/Italic -- Active players in 2018



RECORD BOOK • INDIVIDUAL GAME RECORDS

SINGLE GAME

Rushing Attempts

46.....	Bryant Jones vs. Kent State, 1981
43.....	Keylan Cates vs. Ohio, 1995
41.....	Dave Preston vs. San Diego State, 1974
38.....	Andre Givens vs. Kent State, 2014
38.....	Dave Preston vs. Toledo, 1974
37.....	Paul Miles vs. Toledo, 1983
37.....	Darryl Story vs. Ball State, 1983
37.....	Bryant Jones vs. Cent. Michigan, 1982
37.....	Dave Preston vs. So. Mississippi, 1974

Net Yards Rushing

225.....	Darryl Story vs. Ball State, 1983
220.....	Steve Holmes vs. Kent State, 1998
217.....	Paul Miles vs. Marshall, 1972
212.....	Bryant Jones vs. Kent State, 1981
206.....	Fred Durig vs. Bradley, 1951
205.....	Chip Otten vs. Eastern Michigan, 1982
203.....	Willie Geter vs. Kent State, 2007

Rushing Touchdowns

5.....	Dave Preston vs. Dayton, 1974
4.....	Bernard White vs. Eastern Michigan, 1985
4.....	Bernard White vs. Richmond, 1984
4.....	Paul Miles vs. Marshall, 1972
4.....	Julius Livas vs. Kent State, 1970
4.....	Fred Matthews vs. Marshall, 1968
4.....	Chuck Radich vs. Temple, 1966

Passing Attempts

73.....	James Knapke vs. Indiana, 2014
63.....	Tyler Sheehan at Kent State, 2009
62.....	Tyler Sheehan at Marshall, 2009
60.....	Omar Jacobs vs. Toledo, 2004
59.....	Matt Johnson at Purdue, 2015
59.....	Brian McClure vs. Toledo, 1983
56.....	Rich Dackin vs. Eastern Michigan, 1987
55.....	Matt Johnson at Maryland, 2015
55.....	Matt Schilz vs. Wyoming, 2011
55.....	Tyler Sheehan vs. Central Michigan, 2009

Pass Completions

46.....	James Knapke vs. Indiana, 2014
44.....	Tyler Sheehan at Kent State, 2009
43.....	Matt Johnson at Purdue, 2015
43.....	Tyler Sheehan at Marshall, 2009
38.....	Josh Harris vs. Northwestern, 2003
37.....	Tyler Sheehan vs. Idaho, 2009
37.....	Brian McClure vs. Eastern Michigan, 1983
36.....	Matt Johnson at Maryland, 2015
36.....	Omar Jacobs vs. Toledo, 2004
35.....	Brian McClure vs. Toledo, 1983
35.....	Tyler Sheehan vs. Central Michigan, 2009

Yards Passing (Min. 400 yards)

505.....	Tyler Sheehan at Kent State, 2009
491.....	Matt Johnson at Maryland, 2015
479.....	Brian McClure vs. Ohio, 1985
458.....	Omar Jacobs vs. Wisconsin, 2005
450.....	Matt Johnson vs. UMass, 2015
443.....	Matt Johnson vs. Memphis, 2015
443.....	James Knapke at UMass, 2014
438.....	Josh Harris vs. Northern Illinois, 2003
437.....	Matt Schilz vs. Wyoming, 2011
430.....	Matt Johnson, at Kent State, 2015
427.....	Brian McClure vs. Eastern Michigan, 1983
424.....	Matt Johnson at Tennessee, 2015
415.....	Omar Jacobs vs. Toledo, 2004
407.....	Brian McClure vs. Central Michigan, 1983
402.....	Matt Johnson at Purdue, 2015
402.....	Josh Harris vs. Northwestern, 2001

Touchdown Passes

6.....	Matt Johnson at Maryland, 2015
6.....	Ryan Henry vs. Ball State, 1994
5.....	James Morgan at Toledo, 2016
5.....	Matt Johnson at Kent State, 2015
5.....	Matt Johnson vs. Akron, 2015
5.....	Matt Johnson vs. UMass, 2015
5.....	Matt Johnson vs. NIU, 2013
5.....	Matt Schilz vs. Morgan State, 2011
5.....	Omar Jacobs vs. Wisconsin, 2005
5.....	Omar Jacobs vs. Memphis, 2004
5.....	Omar Jacobs vs. Marshall, 2004

Passing Percentage (Min. 10 att.)

.929.....	Ryan Henry vs. Akron, 1994 (13-14)
.917.....	Jim Bryan vs. Baldwin-Wallace, 1955 (11-12)
.900.....	James Morgan at Ohio State, 2016 (9-10)
.900.....	Brian McClure vs. C. Michigan, 1982 (9-10)
.900.....	Bill Lyons vs. Baldwin-Wallace, 1952 (9-10)
.846.....	Steve Swan vs. Long Beach State, 1982 (11-13)
.846.....	Matt Johnson vs. UMass, 2015 (33-39)

Receptions

22.....	Freddie Barnes at Kent State, 2009
17.....	Freddie Barnes vs. Idaho, 2009
17.....	Freddie Barnes vs. Marshall, 2009
16.....	Roger Lewis vs. Indiana, 2014
15.....	Roger Lewis at Maryland, 2015
15.....	Freddie Barnes vs. Troy, 2009
14.....	Freddie Barnes vs. Central Michigan, 2009
14.....	Kamar Jorden at Tulsa, 2010
14.....	Corey Partridge vs. Toledo, 2007
14.....	Robert Redd vs. Northern Illinois, 2002

Reception Yards (Min. 200 yards)

278.....	Freddie Barnes at Kent State, 2009
261.....	Roger Lewis vs. Memphis, 2015
219.....	Freddie Barnes vs. Idaho, 2009
215.....	Robert Redd vs. Marshall, 2001
213.....	Chris Gallon vs. Kent State, 2012
209.....	Robert Redd vs. Missouri, 2002
206.....	Scott Miller vs. Western Michigan, 2018
203.....	Kamar Jorden vs. Kent State, 2011
201.....	Roger Lewis at Buffalo, 2015
200.....	Roger Lewis at Maryland, 2015

Touchdown Receptions

4.....	Jeff Groth vs. Grand Valley, 1978
4.....	Eugene Cooper vs. Morgan State, 2011
3.....	15 Times
.....	(Most recently by Scott Miller at Toledo, 2016)

Touchdowns Scored

5.....	Dave Preston vs. Dayton, 1974
4.....	Bernard White vs. Eastern Michigan, 1985
4.....	Bernard White vs. Richmond, 1984
4.....	Jeff Groth vs. Grand Valley, 1978
4.....	Eugene Cooper vs. Morgan State, 2011
4.....	Paul Miles vs. Marshall, 1972
4.....	Julius Livas vs. Kent State, 1970
4.....	Fred Matthews vs. Marshall, 1968
4.....	Chuck Radich vs. Temple, 1966

TDs Rushing, Throwing and Receiving

6.....	Matt Johnson at Maryland, 2015
.....	(6 passing)
6.....	Matt Johnson at Kent State, 2015
.....	(5 passing, 1 rushing)
6.....	Josh Harris vs. Northwestern, 2001
.....	(4 passing, 1 rushing, 1 receiving)
6.....	Ryan Henry vs. Ball State, 1994
.....	(6 passing)

Points Scored

30.....	Dave Preston vs. Dayton, 1974
24.....	Bernard White vs. Eastern Michigan, 1985
24.....	Bernard White vs. Richmond, 1984
24.....	Jeff Groth vs. Grand Valley, 1978
24.....	Paul Miles vs. Marshall, 1972
24.....	Julius Livas vs. Kent State, 1970
24.....	Fred Matthews vs. Marshall, 1968
24.....	Chuck Radich vs. Temple, 1966

Points Scored By Kicking

19.....	Carl Bachman vs. Findlay, 1921
16.....	Tyler Tate vs. Eastern Michigan, 2013
16.....	Brian Leaver vs. Kent State, 1994
15.....	Tyler Tate vs. Indiana, 2014
15.....	Jason Zeller vs. Kent State, 1989
14.....	Jake Suder vs. Kent State, 2017
14.....	Tyler Tate vs. UMass, 2015
14.....	Sinisa Vrvilo vs. Akron, 2007
13.....	Jake Suder vs. South Dakota, 2017
13.....	Derek Schorejs vs. Temple, 1995
13.....	Don Taylor vs. Toledo, 1974

Extra Point Attempts

22.....	Carl Bachman vs. Findlay, 1921
10.....	Nate Fry vs. Temple, 2005
10.....	Shaun Suisham at Temple, 2004
9.....	Al Silva vs. Ball State, 1968
9.....	Shaun Suisham vs. Eastern Kentucky, 2003
9.....	Shaun Suisham vs. Liberty, 2003

Extra Points Made

19.....	Carl Bachman vs. Findlay, 1921
10.....	Nate Fry vs. Temple, 2005
10.....	Shaun Suisham at Temple, 2004
9.....	Shaun Suisham vs. Eastern Kentucky, 2003

Field Goals Made

5.....	Brian Leaver vs. Kent State, 1994
4.....	Jake Suder vs. South Dakota, 2017
4.....	Tyler Tate vs. Indiana, 2014
4.....	Don Taylor vs. Toledo, 1974
3.....	25 times
.....	(Most recently by Jake Suder at Kent State, 2017)

Punt Attempts

13.....	Max Minnich vs. Ohio, 1947
12.....	Cris Shale vs. Central Michigan, 1990
11.....	Joseph Davidson at Wisconsin, 2014
11.....	Jim Phelps vs. Long Beach St., 1982
11.....	Jim Phelps vs. Miami, 1981
11.....	Tom Lawrence vs. Ohio, 1969
11.....	Tom Lawrence vs. Utah State, 1969
11.....	Tom Lawrence vs. Toledo, 1968

Punting Yards

593.....	Cris Shale vs. Central Michigan, 1990
522.....	Andy Pollock vs. Ohio, 1996
496.....	Joseph Davidson at Wisconsin, 2014
481.....	Cris Shale vs. Ball State, 1990
472.....	Cris Shale vs. Virginia Tech, 1990
460.....	Andy Pollock vs. Ohio State, 1997

Punting Average

60.5.....	Joseph Davidson vs. Ball State, 2014
59.7.....	Joseph Davidson at Ohio, 2016
58.7.....	Brian Schmiedebusch vs. Wyoming, 2011
57.5.....	Greg Kampe vs. S. Mississippi, 1975
55.8.....	Brian Schmiedebusch vs. Idaho, 2011
54.6.....	Brian Schmiedebusch vs. Pittsburgh, 2013
53.4.....	Cris Shale vs. Ball State, 1990
53.3.....	Bill Bradshaw vs. Ohio, 1953
53.0.....	Jim Phelps vs. Toledo, 1982
52.2.....	Andy Pollock vs. Ohio, 1996



RECORD BOOK • INDIVIDUAL SEASON RECORDS

Plays

81.....	James Knapke vs. Indiana, 2014
72.....	Omar Jacobs vs. Toledo, 2004
71.....	Tyler Sheehan vs. Marshall, 2009
71.....	Tyler Sheehan vs. Kent State, 2009
71.....	Josh Harris vs. Northwestern, 2003
70.....	Matt Johnson at Purdue, 2015
69.....	Brian McClure vs. Toledo, 1983
67.....	Josh Harris vs. Miami, 2003
64.....	Matt Johnson at Maryland, 2015
63.....	Tyler Sheehan vs. Michigan State, 2007

Yards Gained

527.....	Josh Harris vs. Northern Illinois, 2003
498.....	Josh Harris vs. Northwestern, 2001
492.....	Tyler Sheehan at Kent State, 2009
486.....	Matt Johnson at Maryland, 2015
475.....	Matt Johnson at Kent State, 2015
471.....	Brian McClure vs. Ohio, 1985
462.....	Omar Jacobs vs. Central Michigan, 2004
460.....	Matt Johnson at Purdue, 2015
454.....	Josh Harris vs. Northwestern, 2003
448.....	Omar Jacobs vs. Toledo, 2004

Punt Returns

10.....	Bob Harris vs. Central Michigan, 1950
7.....	Chip Otten vs. Western Michigan, 1982
7.....	Bill Pittman vs. Kent State, 1972
7.....	Bob Zimpfer vs. Ohio, 1969
6.....	Bill Pittman vs. Marshall, 1970
6.....	Bob Zimpfer vs. Utah State, 1969

Punt Return Yards

152.....	Bob Zimpfer vs. Quan. Mar., 1967
125.....	Joe Souliere vs. Marshall, 1965
118.....	Bob Harris vs. Central Michigan, 1950
111.....	Courtney Davis vs. Kent State, 1996
103.....	Joe Souliere vs. Western Michigan, 1965

Pass Interceptions

3.....	Janssen Patton vs. Kent State, 2000
3.....	Janssen Patton vs. Western Michigan, 2003
3.....	Janssen Patton vs. Northern Illinois, 2003
3.....	Carlos Brooks vs. Kent State, 1992
3.....	Martin Bayless vs. Ball State, 1983
3.....	Shawn Simms vs. Toledo, 1981
3.....	Jac Tomasello vs. Kent State, 1981
3.....	Arch Tunnell vs. Cal Poly SLO, 1960
3.....	Jack Harbaugh vs. Delaware, 1959

Pass Interception Yards

127.....	Julius Livas vs. Miami, 1971
90.....	Rodney Lash vs. Toledo, 1948
85.....	Dernard Turner vs. Ohio, 2015
83.....	Melvin Marshall vs. Ball State, 1985
82.....	BooBoo Gates vs. Ohio, 2013
80.....	Melvin Marshall vs. BYU, 1983
79.....	P.J. Mahone vs. WKU, 2007
66.....	Pete Schmidt vs. Findlay, 1948

Kickoff Returns

8.....	BooBoo Gates vs. Northern Illinois, 2011
8.....	Joe Alls vs. Toledo, 2000
8.....	Reggie Thornton vs. TCU, 1988
7.....	BooBoo Gates vs. West Virginia, 2011
7.....	Reggie Thornton vs. Penn State, 1987
7.....	Roger Williams vs. Miami and BC, 2007
6.....	Scott Miller at Ohio State, 2016
6.....	Leon Weathersby vs. Ohio State, 1997
6.....	Shawn Potts vs. Ohio, 1979
6.....	Bill Pittman vs. Ohio, 1970
6.....	Eric McGhee vs. Wisconsin, 1992

Kickoff Return Yards

223.....	BooBoo Gates vs. West Virginia, 2011
186.....	BooBoo Gates vs. Northern Illinois, 2011
181.....	Joe Alls vs. Toledo, 2001
177.....	Reggie Thornton vs. TCU, 1988
172.....	Roger Williams vs. Miami, 2007
168.....	Roger Williams vs. BC, 2007
158.....	Steve Kuehl vs. Toledo, 1976
154.....	Joe Souliere vs. Temple, 1966
152.....	BooBoo Gates vs. Toledo, 2011
144.....	Leon Weathersby vs. Ohio State, 1997

SEASON LEADERS

Rushing Attempts

324.....	Dave Preston, 1974
289.....	Travis Greene, 2015
279.....	Travis Greene, 2013
274.....	Paul Miles, 1971
271.....	LeRoy Smith, 1991
253.....	Bryant Jones, 1981
250.....	Paul Miles, 1973

Net Yards Rushing (Min. 1,000 yards)

1,594.....	Travis Greene, 2013
1,444.....	Fred Durig, 1951
1,414.....	Dave Preston, 1974
1,299.....	Travis Greene, 2015
1,185.....	Paul Miles, 1971
1,114.....	Dan Saleet, 1975
1,098.....	P.J. Pope, 2004
1,051.....	Bryant Jones, 1981
1,036.....	Bernard White, 1984
1,030.....	Fred Coppet, 2016
1,030.....	Paul Miles, 1973
1,024.....	Paul Miles, 1972
1,005.....	P.J. Pope, 2003

Rushing Touchdowns

20.....	Josh Harris, 2002
19.....	Dave Preston, 1974
18.....	Bernard White, 1985
15.....	Travis Greene, 2015
15.....	P.J. Pope, 2004
15.....	Bernard White, 1984

Average Yards Per Carry

6.8.....	Andrew Clair, 2017
6.7.....	Fred Durig, 1951
6.7.....	Willie Geter, 2008
6.6.....	Joe Alls, 2002
6.4.....	Josh Cleveland, 2016
6.4.....	B.J. Lane, 2003
6.2.....	P.J. Pope, 2004
6.1.....	Don Lisbon, 1960
6.1.....	Willie Geter, 2007
5.9.....	Anthon Samuel, 2011

Passing Attempts

575.....	Tyler Sheehan, 2009
569.....	Matt Johnson, 2015
494.....	Josh Harris, 2003
483.....	James Knapke, 2014
476.....	Tyler Sheehan, 2007
466.....	Brian McClure, 1983
462.....	Omar Jacobs, 2004
414.....	Brian McClure, 1984
413.....	Matt Schilz, 2012
412.....	Matt Schilz, 2011

Pass Completions

383.....	Matt Johnson, 2015
373.....	Tyler Sheehan, 2009
325.....	Josh Harris, 2003
309.....	Omar Jacobs, 2004
303.....	Tyler Sheehan, 2007
298.....	Brian McClure, 1983
280.....	James Knapke, 2014
267.....	Tyler Sheehan, 2008
263.....	Brian McClure, 1984
245.....	Matt Schilz, 2011

Yards Passing

4,946.....	Matt Johnson, 2015
4,051.....	Tyler Sheehan, 2009
4,002.....	Omar Jacobs, 2004
3,813.....	Josh Harris, 2003
3,467.....	Matt Johnson, 2013
3,264.....	Tyler Sheehan, 2007
3,264.....	Brian McClure, 1983
3,173.....	James Knapke, 2014
3,024.....	Matt Schilz, 2011
2,951.....	Brian McClure, 1984

Touchdown Passes

46.....	Matt Johnson, 2015
41.....	Omar Jacobs, 2004
28.....	Matt Schilz, 2011
27.....	Jarret Doege, 2018
27.....	Tyler Sheehan, 2009
27.....	Josh Harris, 2003
26.....	Omar Jacobs, 2005
25.....	Matt Johnson, 2013
25.....	Ryan Henry, 1994
23.....	Tyler Sheehan, 2007
21.....	Brian McClure, 1984

Pass Completion Percentage

.673.....	Matt Johnson, 2015
.669.....	Omar Jacobs, 2004
.668.....	Tyler Sheehan, 2008
.658.....	Josh Harris, 2003
.649.....	Tyler Sheehan, 2009
.642.....	Matt Johnson, 2013
.642.....	Brian McClure, 1982
.638.....	Jarret Doege, 2017
.637.....	Tyler Sheehan, 2007
.635.....	Brian McClure, 1984

Passing Efficiency Rating

212.42.....	Max Minnich, 1948
192.94.....	Jim Bryan, 1955
167.20.....	Omar Jacobs, 2004
164.19.....	Matt Johnson, 2015
161.71.....	Matt Johnson, 2013
161.56.....	Jim Potts, 1960
150.92.....	Omar Jacobs, 2005

Average Yards Per Completion

15.5.....	Reid Lampert, 1973
15.4.....	Ennis Walker, 1947
14.7.....	Mark Miller, 1976
14.6.....	Matt Johnson, 2013
14.1.....	Andy Sahn, 1999
14.0.....	Ryan Henry, 1993
14.0.....	Bob Niemet, 1998
13.8.....	Mike Wright, 1978
13.6.....	Ryan Henry, 1994
13.6.....	Bob Niemet, 1996

NOTE

Bold/Italic -- Active players in 2018



RECORD BOOK • INDIVIDUAL SEASON RECORDS

Receptions

155.....	Freddie Barnes, 2009
99.....	Cole Magner, 2003
96.....	Kamar Jorden, 2010
94.....	Gehrig Dieter, 2015
85.....	Roger Lewis, 2015
83.....	Robert Redd, 2002
82.....	Freddie Barnes, 2007
78.....	Kamar Jorden, 2011
77.....	Cole Magner, 2004
74.....	Scott Miller, 2016
74.....	Charles Sharon, 2005

Receiving Yards

1,770.....	Freddie Barnes, 2009
1,544.....	Roger Lewis, 2015
1,148.....	Scott Miller, 2018
1,138.....	Cole Magner, 2003
1,109.....	Kamar Jorden, 2010
1,107.....	Stan Hunter, 1983
1,093.....	Roger Lewis, 2014
1,089.....	Kamar Jorden, 2011
1,070.....	Charles Sharon, 2004

Touchdown Receptions

19.....	Freddie Barnes, 2009
16.....	Roger Lewis, 2015
15.....	Charles Sharon, 2004
14.....	Steve Sanders, 2005
12.....	Kamar Jorden, 2011
11.....	Jim Ladd, 1952
10.....	Scott Miller, 2016
10.....	Cole Magner, 2003
10.....	Charles Sharon, 2003
10.....	Ronnie Redd, 1994

Average Yards Per Reception

21.7.....	Robert Schnelker, 1949
21.2.....	Ronald Heard, 1987
19.8.....	Ronnie Redd, 1993
19.5.....	Ronnie Moore, 2013
19.3.....	Kurt Gerling, 1998
18.9.....	Datrin Guyton, 2017
18.6.....	Robert Redd, 1998
18.2.....	Roger Lewis, 2015
18.2.....	Jermiah Kelley, 2007
18.1.....	Jeff Groth, 1976

All-Purpose Yards

1,965.....	Freddie Barnes, 2009
1,749.....	Travis Greene, 2013
1,603.....	P.J. Pope, 2004
1,592.....	Cole Magner, 2003
1,544.....	Roger Lewis, 2015
1,533.....	Travis Greene, 2015
1,522.....	Ronnie Redd, 1994
1,495.....	Charles Sharon, 2005
1,467.....	Dave Preston, 1974
1,444.....	Fred Durig, 1951

Touchdowns Scored

22.....	Josh Harris, 2002
21.....	Freddie Barnes, 2009
21.....	P.J. Pope, 2004
19.....	Bernard White, 1985
19.....	Dave Preston, 1974
17.....	Travis Greene, 2015
16.....	Roger Lewis, 2015
15.....	Steve Sanders, 2005
15.....	Bernard White, 1984
14.....	Dave Preston, 1975

Points Scored (Min. 100 points)

134.....	Josh Harris, 2002
126.....	Freddie Barnes, 2009
126.....	P.J. Pope, 2004
114.....	Tyler Tate, 2014
114.....	Bernard White, 1985
114.....	Dave Preston, 1974
113.....	Tyler Tate, 2013
111.....	Shaun Suisham, 2004
105.....	Brian Leaver, 1994
102.....	Travis Greene, 2015

Extra Point Attempts

81.....	Tyler Tate, 2015
69.....	Shaun Suisham, 2004
61.....	Tyler Tate, 2013
60.....	Shaun Suisham, 2003
59.....	Shaun Suisham, 2002
48.....	Tyler Tate, 2014
47.....	Sinisa Vrvilo, 2007
45.....	Shaun Suisham, 2001
43.....	Brian Leaver, 1994
43.....	Sinisa Vrvilo, 2008

Extra Points Made

75.....	Tyler Tate, 2015
69.....	Shaun Suisham, 2004
59.....	Tyler Tate, 2013
57.....	Shaun Suisham, 2002
56.....	Shaun Suisham, 2003
47.....	Sinisa Vrvilo, 2007
45.....	Tyler Tate, 2014
44.....	Shaun Suisham, 2001
42.....	Brian Leaver, 1994
41.....	Sinisa Vrvilo, 2008

Field Goals Made

23.....	Tyler Tate, 2014
21.....	Brian Leaver, 1994
18.....	Jake Suder, 2017
18.....	Tyler Tate, 2013
16.....	Shaun Suisham, 2003
16.....	Jason Zeller, 1989
16.....	Gehad Youssef, 1983
15.....	Sinisa Vrvilo, 2007
14.....	Shaun Suisham, 2004

Punt Attempts

82.....	Joseph Davidson, 2014
80.....	Jim Phelps, 1981
80.....	Tom Lawrence, 1969
75.....	Andy Pollock, 1996
75.....	Greg A. Johnson, 1986
72.....	Brian Schmiedebusch, 2012
67.....	Jim Phelps, 1983

Punting Yards

3,497.....	Joseph Davidson, 2014
3,321.....	Jim Phelps, 1981
3,131.....	Andy Pollock, 1996
3,098.....	Greg A. Johnson, 1986
3,087.....	Cris Shale, 1990
2,941.....	Brian Schmiedebusch, 2012
2,923.....	Tom Lawrence, 1969

Punting Average

46.8.....	Cris Shale, 1990
46.0.....	Joseph Davidson, 2015
45.8.....	Joseph Davidson, 2016
45.3.....	Brian Schmiedebusch, 2011
44.9.....	Andy Pollock, 1998
44.0.....	Joseph Davidson, 2017
44.0.....	Bill Bradshaw, 1953
43.9.....	Bill Bradshaw, 1954
42.6.....	Joseph Davidson, 2014
42.1.....	Norm Limpert, 1964

Total Plays

709.....	Josh Harris, 2003
682.....	Matt Johnson, 2015
649.....	Tyler Sheehan, 2009
571.....	Tyler Sheehan, 2007
557.....	Omar Jacobs, 2004
539.....	Josh Harris, 2002
538.....	Brian McClure, 1983
506.....	Tyler Sheehan, 2008
486.....	Matt Johnson, 2013
466.....	Brian McClure, 1984

Yards Gained

5,105.....	Matt Johnson, 2015
4,643.....	Josh Harris, 2003
4,302.....	Omar Jacobs, 2004
4,043.....	Tyler Sheehan, 2009
3,705.....	Matt Johnson, 2013
3,461.....	Tyler Sheehan, 2007
3,162.....	Josh Harris, 2002
3,009.....	Brian McClure, 1983
2,964.....	Matt Schilz, 2011
2,869.....	Tyler Sheehan, 2008
2,852.....	Brian McClure, 1984

Punt Returns

35.....	Robert Redd, 2001
31.....	Robert Redd, 2002
31.....	Terry Loville, 1997
26.....	Ronnie Redd, 1994
26.....	Chip Otten, 1982
26.....	Bill Pittman, 1971

Punt Return Yards

385.....	Robert Redd, 2001
379.....	Bob Zimpfer, 1967
332.....	Bob Zimpfer, 1968
271.....	Charles Sharon, 2005
247.....	Bob Zimpfer, 1969
227.....	Joe Souliere, 1965

Punt Return Average (Min. 7 returns)

16.5.....	Bob Zimpfer, 1967
14.4.....	Bill Bradshaw, 1954
13.2.....	Courtney Davis, 1996
12.4.....	Allen Smith, 1990
11.5.....	Eugene Cooper, 2010
11.0.....	Robert Redd, 2001
10.8.....	Charles Sharon, 2005
10.4.....	Ray Redd, 1987
10.1.....	Ronnie Redd, 1993

Pass Interceptions

12.....	Max Minnich, 1948
10.....	Martin Bayless, 1983
7.....	Janssen Patton, 2003
7.....	Joe Bair, 1992
7.....	Tony McCorvey, 1988
7.....	Martin Bayless, 1981
7.....	P.J. Mahone, 2007

Pass Interception Yards

220.....	P.J. Mahone, 2007
207.....	Max Minnich, 1948
198.....	Julius Livas, 1971
116.....	BooBoo Gates, 2013
114.....	Melvin Marshall, 1983
114.....	Robert Lorenzi, 2010
107.....	Keon Newson, 2004
100.....	Joe Souliere, 1964



RECORD BOOK • INDIVIDUAL CAREER RECORDS

Kickoff Returns

44.....	Roger Williams, 2009
39.....	Roger Williams, 2007
38.....	BooBoo Gates, 2011
30.....	Leon Weathersby, 1997
30.....	Darryl Story, 1986
28.....	Reggie Thornton, 1988
26.....	Dave Cassel, 1978

Kickoff Return Yards

981.....	BooBoo Gates, 2011
954.....	Roger Williams, 2007
925.....	Roger Williams, 2009
729.....	Tyrone Pronty, 2010
669.....	Leon Weathersby, 1997
661.....	Darryl Story, 1986
576.....	Reggie Thornton, 1988
561.....	Kenny Lewis, 2008
532.....	Bill Pittman, 1970
517.....	Matt Wilcox, 2017

Kickoff Return Average (Min. 7 returns)

30.6.....	BooBoo Gates, 2013
26.9.....	Joe Alls, 2001
26.8.....	Zeb Jackson, 1993
25.9.....	Kelly Lycan, 1981
25.8.....	BooBoo Gates, 2011
24.8.....	Steve Kuehl, 1976
24.6.....	Matt Wilcox, 2017
24.5.....	Joe Souliere, 1966
24.5.....	Roger Williams, 2007
24.4.....	Kenny Lewis, 2008

Tackles (compiled since 1970)

163.....	Richard Duetemeyer, 1971
160.....	Mike Callesen, 1977
160.....	John Villapiano, 1972
160.....	John Villapiano, 1971
157.....	Troy Dawson, 1984

Sacks

19.0.....	Kevin O'Brien, 1992
12.5.....	Chris Jones, 2012
9.5.....	Diyral Briggs, 2008
9.0.....	Devon Parks, 2006
9.0.....	Mitch Crossley, 2003
8.5.....	Chris Jones, 2011
8.0.....	Paul Harris, 1991
8.0.....	Joe Foley, 1986
8.0.....	Bryan Thomas, 2014
7.5.....	Brandon Hicks, 2000
7.0.....	Diyral Briggs, 2006
7.0.....	Mitch Crossley, 2002
7.0.....	Brandon Hicks, 2001
7.0.....	Kevin O'Neil, 1996
7.0.....	Willie Gibson, 1993

CAREER LEADERS

Rushing Attempts

830.....	Dave Preston, 1973-76
767.....	Paul Miles, 1971-73
683.....	Travis Greene, 2011-15
668.....	LeRoy Smith, 1989-92
596.....	Josh Harris, 2000-03
595.....	P.J. Pope, 2002-05
571.....	Bryant Jones, 1980-82
536.....	Fred Coppet, 2013-16
505.....	Zeb Jackson, 1990-93

Net Yards Rushing

3,852.....	Travis Greene, 2011-15
3,423.....	Dave Preston, 1973-76
3,239.....	Paul Miles, 1971-73
3,116.....	P.J. Pope, 2002-05
2,833.....	Fred Coppet, 2013-16
2,564.....	Fred Durig, 1950-52
2,473.....	Josh Harris, 2000-03

Rushing Touchdowns

43.....	Josh Harris, 2000-03
39.....	Dave Preston, 1973-76
38.....	Travis Greene, 2011-15
33.....	Bernard White, 1984-85
33.....	P.J. Pope, 2002-05
25.....	Paul Miles, 1971-73

Average Yards Per Rushing Attempt

5.8.....	Josh Cleveland, 2016-17
5.7.....	Fred Durig, 1950-52
5.6.....	Travis Greene, 2011-15
5.5.....	Don Lisbon, 1960-62
5.3.....	Fred Coppet, 2013-16
5.3.....	Anthony Samuel, 2011-12
5.2.....	P.J. Pope, 2002-05
5.2.....	B.J. Lane, 2002-05
5.2.....	Bob Ramlow, 1956-58
5.1.....	Jack Woodland, 1947-49

5.9.....*Andrew Clair, 2017-18 (active)*

Passing Attempts

1,494.....	Tyler Sheehan, 2006-09
1,427.....	Brian McClure, 1982-85
1,225.....	Matt Schilz, 2010-13
1,073.....	Rich Dackin, 1986-89
1,028.....	Josh Harris, 2000-03
1,002.....	Matt Johnson, 2011-15
950.....	Erik White, 1989-92
851.....	Mark Miller, 1974-77

Pass Completions

966.....	Tyler Sheehan, 2006-09
900.....	Brian McClure, 1982-85
715.....	Matt Schilz, 2010-13
655.....	Matt Johnson, 2011-15
627.....	Josh Harris, 2000-03
591.....	Rich Dackin, 1986-89
523.....	Omar Jacobs, 2003-05
515.....	Erik White, 1989-92
455.....	Mark Miller, 1974-77

Yards Passing

10,280.....	Brian McClure, 1982-85
10,117.....	Tyler Sheehan, 2006-09
8,845.....	Matt Johnson, 2011-15
8,012.....	Matt Schilz, 2010-13
7,503.....	Josh Harris, 2000-03
6,938.....	Omar Jacobs, 2003-05
6,862.....	Rich Dackin, 1986-89
6,072.....	Erik White, 1989-92

Passes Had Intercepted

58.....	Brian McClure, 1982-85
44.....	Rich Dackin, 1986-89
41.....	Erik White, 1989-92
39.....	Matt Schilz, 2010-13
38.....	Mark Miller, 1974-77
34.....	Ryan Henry, 1992-95

Touchdown Passes

73.....	Matt Johnson, 2011-15
71.....	Omar Jacobs, 2003-05
70.....	Tyler Sheehan, 2006-09
63.....	Brian McClure, 1982-85
55.....	Josh Harris, 2000-03
51.....	Matt Schilz, 2010-13
46.....	Ryan Henry, 1992-95
39.....	Erik White, 1989-92
39.....	Jarret Doege, 2017-18

Pass Completion Percentage

.654.....	Matt Johnson, 2011-15
.647.....	Tyler Sheehan, 2006-09
.645.....	Omar Jacobs, 2003-05
.631.....	Brian McClure, 1982-85
.610.....	Josh Harris, 2000-03
.584.....	Matt Schilz, 2010-13
.565.....	James Knapke, 2013-16
.556.....	Jim Potts, 1959-61
.551.....	Rich Dackin, 1986-89

Yards Per Completion

19.0.....	Bill Bradshaw, 1952-54
15.6.....	James Bryan, 1953-55
15.1.....	Jim Potts, 1959-61
14.9.....	Reid Lamport, 1971-73
14.8.....	Rex Simonds, 1949-51
14.7.....	Don Nehlen, 1955-57

Receptions

297.....	Freddie Barnes, 2006-09
232.....	Charles Sharon, 2002-05
215.....	Scott Miller, 2015-18
215.....	Cole Magner, 2001-04
211.....	Robert Redd, 1998-02
198.....	Ronnie Moore, 2013-16
189.....	Ryan Burbrink, 2011-15
182.....	Corey Partridge, 2005-08
182.....	Mark Szlachcic, 1989-92
176.....	Stan Hunter, 1982-85

Receiving Yards

3,450.....	Charles Sharon, 2002-05
3,290.....	Freddie Barnes, 2006-09
2,867.....	Scott Miller, 2015-18
2,726.....	Robert Redd, 1998-02
2,701.....	Ronnie Moore, 2013-16
2,679.....	Stan Hunter, 1982-85
2,673.....	Roger Lewis, 2014-15
2,507.....	Mark Szlachcic, 1989-93
2,491.....	Ronald Heard, 1986-89
2,385.....	Cole Magner, 2001-04

Touchdown Receptions

34.....	Charles Sharon, 2002-05
30.....	Freddie Barnes, 2006-09
27.....	Ronnie Redd, 1991-94
26.....	Robert Redd, 1998-02
24.....	Steve Sanders, 2002-05
23.....	Scott Miller, 2015-18
23.....	Roger Lewis, 2014-15
21.....	Stan Hunter, 1982-85
19.....	Ronnie Moore, 2013-16
18.....	Mark Szlachcic, 1989-92

Average Yards Per Reception

20.8.....	Jack Hecker, 1953-55
18.9.....	Bob Schnelker, 1947-49
17.9.....	Ronald Heard, 1986-89
17.0.....	Ronnie Redd, 1991-94
16.7.....	Roger Lewis, 2014-15
16.7.....	Jeff Groth, 1975-78
16.6.....	Jermiah Kelley, 2007-08
15.9.....	Shaun Joplin, 2010-13



RECORD BOOK • INDIVIDUAL CAREER RECORDS

15.7 Shawn Potts, 1979-82
15.6 Rameir Martin, 1991-94

All-Purpose Yards

4,519 Charles Sharon, 2002-05
4,416 Travis Greene, 2011-15
4,300 P.J. Pope, 2002-05
4,260 Dave Preston, 1973-76
4,025 Freddie Barnes, 2006-09
3,872 Ronnie Moore, 2013-16
3,807 Courtney Davis, 1993-96
3,779 Robert Redd, 1998-02
3,736 Scott Miller, 2015-18
3,680 Joe Alls, 1999-02

Touchdowns Scored

47 Josh Harris, 2000-03
43 Travis Greene, 2011-15
41 Freddie Barnes, 2006-09
41 Dave Preston, 1973-76
41 P.J. Pope, 2002-05
35 Charles Sharon, 2002-05
34 Bernard White, 1984-85
28 Ronnie Redd, 1991-94
26 LeRoy Smith, 1989-92
26 Robert Redd, 1998-2002

Points Scored

361 Shaun Suisham, 2001-04
352 Tyler Tate, 2011-15
284 Josh Harris, 2000-03
258 Travis Greene, 2011-15
248 Freddie Barnes, 2006-09
247 Brian Leaver, 1991-94
246 Dave Preston, 1973-76
246 P.J. Pope, 2002-05
231 Gehad Youssef, 1981-84
216 Jason Strasser, 1996-99
212 Charles Sharon, 2002-05
204 Bernard White, 1984-85

Extra Point Attempts

233 Shaun Suisham, 2001-04
196 Tyler Tate, 2011-15
118 Brian Leaver, 1991-94
113 Don Taylor, 1972-75
105 John Spengler, 1977-80
104 Jason Strasser, 1996-99

Extra Points Made

226 Shaun Suisham, 2001-04
184 Tyler Tate, 2011-15
115 Brian Leaver, 1991-94
101 John Spengler, 1977-80
100 Don Taylor, 1972-75
99 Jason Strasser, 1996-99
93 Gehad Youssef, 1981-84

Field Goals Made

56 Tyler Tate, 2011-15
45 Shaun Suisham, 2001-04
44 Brian Leaver, 1991-94
44 Gehad Youssef, 1981-84
43 Jason Zeller, 1986-89
39 Jason Strasser, 1996-99
33 Don Taylor, 1972-75

Punt Attempts

257 Joseph Davidson, 2014-17
219 Jim Phelps, 1981-83
212 Pat Fleming, 1999-2002
191 Andy Pollock, 1996-98
189 Greg A. Johnson, 1984-86
183 Cris Shale, 1988-90
178 Brian Schmiedebusch, 2011-13

167 Greg Kampe, 1975-77

Punting Yards

11,412 Joseph Davidson, 2014-17
8,955 Jim Phelps, 1981-83
8,703 Pat Fleming, 1999-02
8,066 Andy Pollock, 1996-98
7,885 Cris Shale, 1988-90
7,731 Greg A. Johnson, 1984-86
7,549 Brian Schmiedebusch, 2011-13
6,386 Andy Tracy, 1992-95

Punting Average

44.4 Joseph Davidson, 2014-17
43.1 Cris Shale, 1988-90
42.4 Brian Schmiedebusch, 2011-13
42.3 Andy Pollock, 1996-98
42.2 Bill Bradshaw, 1952-54
40.9 Greg A. Johnson, 1984-86
40.9 Jim Phelps, 1981-83
40.4 Andy Tracy, 1992-95
40.1 Pat Fleming, 1999-2002

Total Plays

1,781 Tyler Sheehan, 2006-09
1,630 Brian McClure, 1982-85
1,624 Josh Harris, 2000-03
1,361 Matt Schilz, 2010-13
1,246 Rich Dackin, 1986-89
1,186 Mark Miller, 1974-77
1,093 Erik White, 1989-92
965 Bob Niemet, 1995-98
964 Omar Jacobs, 2003-05

Total Offense

10,465 Tyler Sheehan, 2006-09
9,976 Josh Harris, 2000-03
9,774 Brian McClure, 1982-85
9,224 Matt Johnson, 2011-15
7,794 Matt Schilz, 2010-13
7,389 Omar Jacobs, 2003-05
6,527 Rich Dackin, 1986-89
6,329 Mark Miller, 1974-77
6,226 Erik White, 1989-92
5,482 Ryan Henry, 1992-95

Punt Returns

105 Robert Redd, 1998-02
82 Charles Sharon, 2002-05
72 Bob Zimpfer, 1967-69
65 Bill Pittman, 1970-72
60 Chip Otten, 1979-82
45 Ronnie Redd, 1991-94
44 Ryan Burbrink, 2011-15
39 Corey Partridge, 2005-08
37 Bill Bradshaw, 1952-54

Punt Return Yards

958 Bob Zimpfer, 1967-69
848 Charles Sharon, 2002-05
823 Robert Redd, 1998-02
449 Bill Pittman, 1970-72
431 Corey Partridge, 2005-08
415 Joe Souliere, 1964-66

Pass Interceptions

27 Martin Bayless, 1980-83
18 Janssen Patton, 2000-03
14 Dave Bielinski, 1989-92
13 Jac Tomasello, 1978-82

Pass Interception Yards

284 BooBoo Gates, 2010-13

264 Martin Bayless, 1980-83
242 Melvin Marshall, 1982-85
241 P.J. Mahone, 2004-07
207 Max Minnich, 1946-48
198 Julius Livas, 1970-71
198 Joe Souliere, 1964-66

Kickoff Returns

99 Roger Williams, 2006-09
81 BooBoo Gates, 2010-13
65 Reggie Thornton, 1986-89
55 Joe Alls, 1999-00
51 Darryl Story, 1983-86
49 Terry Wilson, 1988-92
49 Steve Kuehl, 1973-76

Kickoff Return Yards

2,139 Roger Williams, 2006-09
1,997 BooBoo Gates, 2010-13
1,222 Reggie Thornton, 1986-89
1,147 Joe Alls, 1999-2002
1,080 Darryl Story, 1983-86
1,078 Steve Kuehl, 1973-76
1,051 Terry Wilson, 1988-92

Tackles (compiled since 1970)

478 Vince Palko, 1991-94
462 Kevin O'Neill, 1994-97
455 Troy Dawson, 1982-85
439 John Villapiano, 1971-73
399 Kyle Kramer, 1985-88
382 Erik Johnson, 1984-87
379 Terry Wilson, 1988-91

Sacks

31.0 Kevin O'Brien, 1989-92
28.0 Chris Jones, 2009-12
26.0 Diyral Briggs, 2005-08
22.0 Devon Parks, 2003-06
20.0 Brandon Hicks, 1998-01
18.0 Mitch Crossley, 2001-04
15.0 Ryan Wingrave, 1998-01
13.0 Kevin O'Neil, 1994-97
13.0 Willie Gibson, 1993-94
12.5 Bryan Thomas, 2010-14
11.5 D.J. Durkin, 1997-00
10.5 Taylor Royster, 2011-15
10.5 Ted Ouellet, 2010-13
10.0 Terrance Bush, 2012-16
10.0 Gabe Martin, 2010-14
10.0 Mike Thaler, 2002-05



RECORD BOOK • TEAM RECORDS

RUSHING

Attempts

Game 79vs. Northern Illinois, 1967
Season 655in 1975

Yards Lost

Game 95vs. Ohio, 1996
Season 468in 1983

Fewest Yards Lost

Game 0vs. Miami, 1959
Season 100in 1964

Net Yards

Game 496vs. Marshall, 1968
Season 2875in 1956

Fewest Net Yards

Game -9vs. Kansas State, 1997
Season 662in 1953

Touchdowns

Game 10vs. Defiance, 1956
Season 39in 1956

PASSING

Attempts

Game 73vs. Indiana, 2014
Season 596in 2009

Completions

Game 46vs. Indiana, 2014
Season 398in 2015

Yards

Game 519vs. UMass, 2015
Season 5,135in 2015

Touchdowns

Game 6vs. Grand Valley, 1978
6at Maryland, 2015
Season 47in 2015

Had Intercepted

Game 6vs. Louisiana Tech, 1995
vs. Hawaii, 1977
Season 25in 2016

Fewest Completions

Game 0vs. Baldwin-Wallace, 1954
Season 26in 1950

Fewest Yards

Game 0vs. Kent, 1955
vs. Baldwin-Wallace, 1954
vs. Ohio, 1947
Season 334in 1950

Best Percentage

Game .929vs. Baldwin-Wallace (13-14), 1955
Season .670in 2015

Worst Percentage

Game .115vs. Ball State (3-26), 1995
Season .288in 1950

TOTAL OFFENSE

Plays

Game 113vs. Indiana, 2014
Season 1136in 2015

Yards

Game 725vs. UMass, 2015
Season 7,655in 2015

Fewest Plays

Game 35vs. Missouri, 1998
Season 474in 1953

Fewest Yards

Game 56vs. Missouri, 1998
.....vs. Kansas State, 1997

SCORING

Touchdowns

Game 22vs. Findlay, 1921
11vs. Defiance, 1956
Season 82in 2015

Most Points

Game 151vs. Findlay, 1921
73vs. Defiance, 1956
Season 591in 2015

Points in a Half

Game 49vs. Western Michigan, 2004

Points in a Quarter

Game 31vs. Ball State, 1994 (2nd)

Point After Touchdown Attempts

Game 22vs. Findlay, 1921
Season 81in 2015

Point After Touchdown Made

Game 19vs. Findlay, 1921
Season 75in 2015

Field Goals Made

Game 5vs. Kent State, 1994
Season 21in 1994

Most Points, Two Teams

Game 151vs. Findlay, 1921
100vs. Memphis, 2015
98vs. Wisconsin, 2005
95vs. Ball State, 1994

FIRST DOWNS

Total First Downs

Game 39at Purdue, 2015
Season 389in 2015

Rushing

Game 23vs. Kent, 1998
.....vs. Akron, 1998, vs. Kent, 1971
Season 165in 2003

Passing

Game 22at Purdue, 2015
Season 211in 2015

Penalty

Game 6vs. Fresno State, 1991
.....vs. Akron, 1999
.....vs. Miami, 2016
Season 34in 2015

FUMBLES

Total Fumbles

Game 8vs. Marshall, 1969
.....Defiance, 1956
Season 39in 1977

Lost

Game 5vs. Marshall, 1969
.....Miami, 1950
Season 24in 1978

Recovered

Game 6vs. Ohio, 1977
Season 27in 1952

Fewest Lost

Season 1 (NCAA Record)in 1996

PENALTIES

Most Penalties

Game 15at UMass, 1912
Season 123in 2015

Yards

Game 155vs. South Dakota, 2017
Season 1,123in 2015

PUNTING

Total Punts

Game 14vs. Ohio, 1947
Season 82in 2014

Yards Punting

Game 593vs. Central Michigan, 1990
Season 3,497in 2014

Punting Average

Game 60.5vs. Ball State, 2014
Season 46.1in 1990

PUNT RETURNS

Total Returns

Game 10vs. Central Michigan, 1950
Season 37in 1964

Yards

Game 159vs. Quantico Marines, 1967
Season 434in 1967

KICKOFF RETURNS

Total Returns

Game 9vs. TCU, 1988
.....at Michigan, 2010
Season 66in 2010

Yards

Game 223at West Virginia, 2011
Season 1,213in 2010

INTERCEPTIONS

Most Interceptions

Game 7vs. Xavier, 1946
Season 24in 1983 and 1948

Return Yards

Game 195vs. Toledo, 1948
Season 496in 1948

TOTAL DEFENSE

Fewest Plays

Game 32vs. Northern Iowa, 1947
Season 467in 1963



RECORD BOOK • TEAM RECORDS

Fewest Yards Total Offense Allowed

Game	15vs. Defiance, 1956
Season	1151in 1983

Fewest First Downs Allowed

Game	3vs. Defiance, 1956
Season	88in 1955

RUSHING DEFENSE

Fewest Attempts

Game	19vs. Northern Illinois, 1998
Season	316in 1962

Fewest Net Yards Allowed

Game	-64vs. Miami, 2005
Season	788in 1962

Fewest Rushing First Downs Allowed

Game	1vs. Defiance, 1956
Season	55in 1956

PASSING DEFENSE

Fewest Completions Allowed

Game	0vs. Kent State, 1988
	vs. Texas-Arlington, 1975
	vs. Dayton, 1965
	vs. Baldwin-Wallace, 1954
Season	45in 1955

Fewest Passing Yards Allowed

Game	0vs. Kent State, 1988
	vs. Texas-Arlington, 1975
	vs. Dayton, 1965
	vs. Baldwin-Wallace, 1954
Season	553in 1955

Fewest Passing First Downs Allowed

Game	0vs. Ohio, 1999
	vs. Akron, 1993
	vs. Kent State, 1988
	vs. Texas-Arlington, 1975
	vs. Dayton, 1965
	vs. Ohio, 1963
	vs. Defiance, 1956
	vs. Baldwin-Wallace, 1954
Season	25in 1955

Brian McClure

Miscellaneous Individual Records

* Most Consecutive Games With Reception: 45, Ronnie Redd (1991-94); 37, Mark Szlachcic (1989-92) and Stan Hunter (1982-85)

* Most Consecutive Games Catching a TD Pass: 8, Freddie Barnes (2009)

* Most Consecutive Games With An Interception: 6, Martin Bayless (last 4 games of 1981, first two games of 1982); 4, Tony Everhart (1994), Tony McCorvey (1988) and Dick Wagoner (1966)

* Most Consecutive Games Rushing For 100 yards: 5, Fred Durig, 1951; 5, Travis Greene, 2013

* Most Touchdowns (Season/Passing & Running): 50, Matt Johnson, 2015

* Touchdown/Interception Ratio: Omar Jacobs, 41/4, 2004 (NCAA Record)

Miscellaneous Team Records

* Longest Winning Streak: 18 games, Nov. 8, 1958 to Nov. 5, 1960; one season: 11, 1985

* Longest Losing Streak: 8, 1997-98 (last five of 1997 - first three of 1998); one season: 6, 1935

* Most Takeaways (season): 41, 1948

* Fewest Touchdowns Allowed (season (since 1947)): 8, 1955 and 1957

* Most Times Scored 30 Or More Points (season): 11, 2015

* Most Consecutive Games Scoring 30 Or More Points (season): 9, 2004

* Most Times Scored 50 Or More Points (season): 5, 2004



**RECORD BOOK • THE LAST TIME/LONGEST PLAYS****A BG Player Returned a Kickoff for a Touchdown**

Clint Stephens (96 yards), vs. Ball State, Nov. 28, 2014

An Opposing Player Returned a Kickoff for a Touchdown

James Oliphant (97 yards), vs. UMass, Oct. 28, 2006

A BG Player Returned a Punt for a Touchdown

Ryan Burbrink (75 yards), vs. VMI, Sept. 6, 2014

An Opposing Player Returned a Punt for a Touchdown

William Likely (85 yards), at Maryland, Sept. 12, 2015

A BG Player Returned an Interception for a Touchdown

Brandon Harris (63 yards), at Ohio State, Sept. 3, 2016

An Opposing Player Returned an Interception for a TD

Anree Saint-Amour (Georgia Tech), 3 yards, Sept. 29, 2018

A BG Player Returned a Fumble for a Touchdown

Kyle Junior (1 yard), at Central Michigan, Nov. 10, 2018.....

An Opposing Player Returned a Fumble for a TD

Brand Williams (69 yards), vs. Buffalo, Nov. 23, 2018

A BG Player Returned a Blocked Punt for a Touchdown

Herve Coby (29 yards), vs. VMI, Sept. 6, 2014

An Opposing Player Returned a Blocked Punt for a TD

Jared Patterson (Buffalo), Sept. 9, 2006

A BG Player Rushed for 200 or more yards

Willie Geter vs. Kent State, October 20, 2007 (22/203)

An Opponent Rushed for 200 or more yards

Kareem Hunt (Toledo), Nov. 19, 2014 (30/265)

A BG Player Had Three Interceptions in a Game

Janssen Patton vs. Northern Illinois, Oct. 25, 2003

An Opposing Player Had Three Interceptions in a Game

Jamie Silva (Boston College), Oct. 6, 2007

Two BG Players Rushed for 100 or more yards in a Game

Andrew Clair (121)

Josh Cleveland (117), at Miami, Oct. 7, 2017

Three BG Players Rushed for 100 or more yards in a Game

Fred Coppet (160)

Josh Cleveland (109)

Donovan Wilson (107), vs. Buffalo, Nov. 25, 2016

Two BG Players had 100 or more receiving yards

Gehrig Dieter (136)

Roger Lewis (102), vs. Ohio, Nov. 4, 2015

Three BG Players had 100 or more receiving yards in a Game

Roger Lewis (148)

Ryan Burbrink (132)

Ronnie Moore (109), vs. UMass, Sept. 27, 2014

A BG player had a safety

Chris Jones vs. Idaho, Sept. 1, 2011

LONGEST TOUCHDOWN RUN

Yards	Name/Opponent.....	Year
96	Anthon Samuel vs. Miami.....	2011
95	Matt Domer at Ball State.....	2015
93	Mike McGee vs. Central Michigan.....	1987
89	Mike McGee vs. Ball State.....	1987
88	P.J. Pope vs. Western Michigan.....	2004

LONGEST NON-SCORING RUN

Yards	Name/Opponent.....	Year
78	B.J. Lane vs. Ball State.....	2003
71	Chris Bullock vs. Akron.....	2009
69	Fred Coppet vs. Ball State.....	2014
65	Andy Sahm vs. Kansas.....	2002
64	Jeff Davis vs. Richmond.....	1984

LONGEST TOUCHDOWN PASS

Yards	Name/Opponent.....	Year
96	Mark Miller to Dave Dudley vs. San Diego State.....	1976
94	Eric Smith to Ronald Heard vs. Ohio.....	1988
94	Matt Johnson to Roger Lewis vs. Memphis.....	2015
92	Matt Johnson to Ryan Burbrink, vs. Kent State.....	2013
91	Josh Harris to Charles Sharon vs. Kent State.....	2003

LONGEST NON-SCORING PASS

Yards	Name/Opponent.....	Year
78	Bob Niemet to Robert Redd vs. Akron.....	1998
77	Josh Harris to James Hawkins vs. Purdue.....	2003
76	Matt Schilz to Kamar Jorden vs. Miami.....	2010
74	Vern Wireman to Bob Zimpfer vs. Utah State.....	1969
69	Mark Miller to John Park vs. Tenn.-Chattanooga.....	1977
69	James Morgan to Scott Miller vs. Ohio.....	2017

LONGEST KICKOFF RETURN

Yards	Name/Opponent.....	Year
96*	Clint Stephens vs. Ball State.....	2014
94*	BooBoo Gates vs. Pittsburgh.....	2013
94*	Leon Weathersby vs. Western Michigan.....	1997
93*	B.J. Lane vs. Ball State.....	2004
93*	Roger Reynolds vs. Kent.....	1961

LONGEST PUNT RETURN

Yards	Name/Opponent.....	Year
100*	Courtney Davis vs. Kent.....	1996
91*	Richard Lowry vs. Grosse Ile.....	1942
86*	Bob Zimpfer vs. Ball State.....	1968
80*	BooBoo Gates vs. Rhode Island.....	2012
79*	Charles Sharon vs. Southeast Missouri.....	2004
79	Corey Partridge vs. Temple.....	2005

LONGEST PASS INTERCEPTION

Yds.	Name/Opponent.....	Year
90*	Rodney Lash vs. Toledo.....	1948
88	Julius Livas vs. Miami.....	1971
85*	Dernard Turner.....	2015
82	BooBoo Gates vs. Ohio.....	2013
82*	Robert Lorenzi vs. Buffalo.....	2010

LONGEST PUNT

Yds.	Name/Opponent.....	Year
95	Macs Leitman vs. Bluffton.....	1928
82	Joseph Davidson at Toledo.....	2016
81	Brian Schmiedebusch vs. Idaho.....	2011
81	Cris Shale vs. Ohio.....	1990
79	Joseph Davidson at Ohio.....	2016
79	Nick Iovinelli vs. Pittsburgh.....	2008
79	Jim Phelps vs. Toledo.....	1982

LONGEST FIELD GOAL

Yds.	Name/Opponent.....	Year
60	Derek Schorejs vs. Toledo.....	1995
56	Gehad Youssef vs. Western Michigan.....	1983
52	Tyler Tate at Western Kentucky.....	2014
52	Tyler Tate vs. Northern Illinois.....	2013
52	Shaun Suisham vs. Ohio.....	2004
52	Derek Schorejs vs. Akron.....	1995

*resulted in a touchdown



RECORD BOOK • ANNUAL LEADERS

PASSING

Year	Name	Comp.	Att.	Pct.	Yds.	Int.	TD	Pass Eff.
2018	Jarret Doege.....	242	389	62.2	2660	27	12	136.39
2017	James Morgan.....	96	212	45.3	1260	7	9	102.61
	Jarret Doege.....	120	188	63.8	1381	12	3	143.41
2016	James Morgan.....	183	326	56.1	2082	15	16	116.78
2015	Matt Johnson.....	383	569	67.3	4946	8	46	164.19
2014	James Knapke.....	280	483	58.0	3173	12	15	118.43
2013	Matt Johnson.....	237	369	64.2	3467	7	25	161.71
2012	Matt Schilz.....	228	413	55.2	2585	12	14	113.16
2011	Matt Schilz.....	245	412	59.5	3024	13	28	137.24
2010	Matt Schilz.....	229	377	60.7	2223	14	8	109.80
2009	Tyler Sheehan.....	373	575	64.9	4051	7	27	137.11
2008	Tyler Sheehan.....	267	400	66.8	2610	9	20	133.56
2007	Tyler Sheehan.....	303	476	63.7	3264	11	23	132.58
2006	Anthony Turner.....	144	252	57.1	1596	5	11	120.80
2005	Omar Jacobs.....	195	321	60.7	2591	7	26	150.92
2004	Omar Jacobs.....	309	462	66.9	4002	4	41	167.20
2003	Josh Harris.....	325	494	65.8	3813	27	12	143.80
2002	Josh Harris.....	198	353	56.1	2425	11	19	125.33
2001	Josh Harris.....	81	133	60.9	1022	3	9	143.27
	Andy Sahm.....	122	198	61.6	1326	10	11	126.10
2000	Andy Sahm.....	123	244	50.4	1490	9	8	105.15
1999	Ricky Schneider.....	95	181	52.5	1121	9	11	114.62
	Andy Sahm.....	77	152	50.7	1088	3	7	122.03
1998	Bob Niemet.....	68	144	47.2	949	7	9	113.48
	Ricky Schneider.....	55	103	53.4	649	4	4	111.37
1997	Bob Niemet.....	133	256	52.0	1723	8	8	112.55
	Ricky Schneider.....	50	104	48.1	605	3	1	94.35
1996	Bob Niemet.....	83	191	43.5	1129	9	6	94.05
1995	Ryan Henry.....	90	177	50.8	938	12	6	92.99
	Bob Niemet.....	62	135	45.9	733	8	4	89.46
1994	Ryan Henry.....	174	293	59.4	2368	11	25	147.92
1993	Ryan Henry.....	169	325	49.2	2242	9	14	115.88
1992	Erik White.....	195	344	56.7	2380	17	17	121.22
1991	Erik White.....	323	185	57.3	2204	10	17	125.76
1990	Erik White.....	127	262	48.5	1386	12	5	90.04
1989	Rich Dackin.....	215	394	54.6	2679	11	18	121.18
1988	Eric Smith.....	104	184	56.5	1306	8	6	118.21
	Rich Dackin.....	73	155	47.1	775	9	0	77.49
1987	Rich Dackin.....	189	330	57.3	2211	16	13	116.86
1986	Rich Dackin.....	114	194	58.8	1197	8	5	110.85
	Eric Smith.....	108	56	51.9	537	8	1	81.87
1985	Brian McClure.....	226	371	60.9	2674	16	18	128.85
1984	Brian McClure.....	263	414	63.5	2951	13	21	133.86
1983	Brian McClure.....	298	466	63.9	3264	16	16	127.25
1982	Brian McClure.....	113	176	64.2	1391	13	8	130.82
	Dayne Palsgrove.....	44	86	51.2	554	3	4	113.64
1981	Dayne Palsgrove.....	79	153	51.6	732	7	3	89.14
	Greg Taylor.....	36	66	54.5	304	5	1	83.08
1980	Greg Taylor.....	43	77	55.8	562	3	3	122.22
	Dave Endres.....	31	66	47.0	430	6	4	103.51
1979	Mike Wright.....	104	210	49.5	1148	13	8	95.63
1978	Mike Wright.....	134	259	51.7	1852	12	14	120.37
1977	Mark Miller.....	164	285	57.6	2103	12	12	125.00
1976	Mark Miller.....	126	245	51.4	1839	13	13	121.38
1975	Mark Miller.....	98	187	52.4	1252	6	4	109.28
1974	Mark Miller.....	67	134	50.0	725	7	4	94.85
1973	Reid Lampert.....	70	161	43.5	1084	12	7	99.48
1972	Joe Babics.....	23	57	40.3	338	4	2	87.70
	Reid Lampert.....	28	89	31.5	430	6	3	69.68
1971	Reid Lampert.....	71	154	46.1	1006	12	7	100.38
1970	Vern Wireman.....	60	174	34.5	622	15	3	52.96
1969	Vern Wireman.....	147	281	52.4	1666	12	15	111.19
1968	P.J. Nyitray.....	144	78	54.2	898	4	5	112.46



RECORD BOOK • ANNUAL LEADERS

PASSING (CONT.)

Year	Name	Comp.	Att.	Pct.	Yds.	Int.	TD	Pass Eff.
	Vern Wireman	128	65	50.8	769	7	8	110.94
1967	P.J. Nyitray	73	164	44.5	846	8	6	90.15
1966	P.J. Nyitray	38	79	48.1	431	1	2	99.75
1965	Dwight Wallace	34	66	51.5	425	2	1	104.54
1964	Jerry Ward	57	114	50.0	726	—	—	—
1963	Jerry Ward	59	127	46.5	858	—	—	—
1962	Tony Ruggiero	29	60	48.3	393	—	—	—
1961	Jim Potts	47	91	51.6	712	7	—	120.12
1960	Jim Potts	44	71	62.0	662	4	—	161.56
1959	Bob Colburn	60	111	54.1	788	5	6	122.52
1958	Bob Colburn	46	87	52.9	685	2	4	129.83
1957	Don Nehlen	36	70	51.4	499	4	—	—
1956	Don Nehlen	26	49	53.1	362	6	—	—
1955	Jim Bryan	45	64	70.3	770	3	6	192.94
1954	Bill Bradshaw	21	53	39.6	414	7	—	—
	Jim Bryan	15	45	33.3	198	4	—	—
1953	Bill Bradshaw	48	126	38.1	865	13	8	96.08
1952	Bill Lyons	71	134	53.0	915	11	12	123.48
1951	Rex Simonds	36	95	37.9	506	6	9	101.26
1950	Rex Simonds	23	79	29.1	319	10	4	54.42
1949	Rod Lash	29	79	36.7	599	6	10	126.98
1948	Max Minnich	19	38	50.0	405	1	9	212.42
1947	Ennis Walker	31	83	37.3	476	12	6	80.46



RECORD BOOK • ANNUAL LEADERS

RUSHING

Year	Name	Att	Yds	Avg	TD
2018	Andrew Clair	135	702	5.2	5
2017	Josh Cleveland	147	793	5.4	4
2016	Fred Coppet	204	1,030	5.0	8
2015	Travis Greene	223	1,299	5.8	15
2014	Travis Greene	180	949	5.3	12
2013	Travis Greene	279	1,594	5.7	11
2012	Anthon Samuel	202	998	4.9	11
2011	Anthon Samuel	144	844	5.9	5
2010	Willie Geter	197	793	3.6	6
2009	Willie Geter	176	705	4.0	9
2008	Anthony Turner	89	400	4.5	5
2007	Anthony Turner	106	519	4.9	9
2006	Chris Bullock	160	769	4.8	4
2005	B.J. Lane	139	677	4.9	10
2004	P.J. Pope	178	1,098	6.2	15
2003	P.J. Pope	191	1,005	5.3	10
2002	Joe Alls	122	801	6.6	4
2001	Josh Harris	126	614	4.9	8
2000	John Gibson	155	514	3.3	3
1999	Joe Alls	117	592	5.1	4
1998	Godfrey Lewis	163	753	4.6	2
1997	Robbie Hollis	151	492	3.3	3
1996	Courtney Davis	229	767	3.3	5
1995	Keylan Cates	220	910	3.9	7
1994	Keylan Cates	184	803	4.4	10
1993	Zeb Jackson	237	1,016	4.0	6
1992	Zeb Jackson	169	792	4.3	4
1991	LeRoy Smith	271	937	3.3	9
1990	George Johnson	104	449	4.1	4
1989	LeRoy Smith	161	564	3.5	3
1988	Mike McGee	146	538	3.5	6
1987	Shawn Daniels	121	423	3.5	3
1986	Jeff Davis	180	825	4.3	8
1985	Bernard White	221	949	4.3	18
1984	Bernard White	247	1,036	4.2	15
1983	Darryl Story	166	724	4.4	6
1982	Chip Otten	157	673	4.3	8
1981	Bryant Jones	253	1,051	4.2	7
1980	Bryant Jones	174	806	4.6	4
1979	Kevin Folkes	163	696	4.3	3
1978	Dave Windatt	118	608	5.2	2
1977	Dan Saleet	137	572	4.2	0
1976	Dave Preston	248	989	4.0	8
1975	Dan Saleet	194	1,114	5.7	6
1974	Dave Preston	324	1,414	4.4	19
1973	Paul Miles	250	1,030	4.1	11
1972	Paul Miles	243	1,024	4.2	7
1971	Paul Miles	274	1,185	4.3	7
1970	Julius Livas	109	279	2.6	5
1969	Issac Wright	96	344	3.5	-
1968	Fred Mathews	207	733	3.6	-
1967	Bob Zimpfer	128	538	4.2	-
1966	Dave Cranmer	81	374	4.6	-
1965	Stew Williams	145	616	4.3	-
1964	Stew Williams	109	609	5.6	-
1963	Jay Cunningham	128	539	4.2	-
1962	Don Lisbon	94	481	5.1	-
1961	Russ Hepner	137	637	4.6	-
1960	Don Lisbon	99	605	6.1	-
1959	Chuck Comer	53	361	6.8	-
1958	Bob Ramlow	140	779	5.6	-
1957	Bob Ramlow	108	492	4.6	-
1956	Vic DeOrio	149	816	5.5	-
1955	Carlos Jackson	86	505	5.9	2
1954	John Ladd	81	266	3.3	-
1953	Bill Bradshaw	110	236	2.1	2
1952	Fred Durig	181	858	4.7	9
1951	Fred Durig	214	1,444	6.7	9
1950	Richard Pont	111	627	5.6	3
1949	Jack Woodland	133	694	5.2	6
1948	Jack Woodland	108	522	4.8	5
1947	Jack Woodland	102	536	5.3	1

RECEIVING

Year	Name	Rec.	Yds	Avg	TD
2018	Scott Miller	71	1148	16.2	9
2017	Scott Miller	63	722	11.5	4
2016	Scott Miller	74	968	13.1	10
2015	Roger Lewis	85	1,544	18.2	16
2014	Roger Lewis	73	1,093	15.0	7
2013	Shaun Joplin	54	908	16.8	3
2012	Chris Gallon	54	720	13.3	6
2011	Kamar Jorden	78	1,089	14.0	12
2010	Kamar Jorden	96	1,109	11.6	4
2009	Freddie Barnes	155	1,770	11.4	19
2008	Corey Partridge	58	562	9.7	7
2007	Freddie Barnes	82	962	11.7	9
2006	Corey Partridge	55	658	12.0	3
2005	Charles Sharon	74	1,028	13.9	6
2004	Cole Magner	77	746	9.7	6
2003	Cole Magner	99	1,138	11.5	10
2002	Robert Redd	83	973	11.7	9
2001	Robert Redd	72	884	12.3	9
2000	David Bautista	69	915	13.3	3
1999	Kurt Gerling	53	775	14.5	5
1998	Kurt Gerling	34	656	19.3	6
1997	Damron Hamilton	52	777	14.9	3
1996	Damron Hamilton	29	465	16.0	3
1995	Eric Starks	32	433	13.5	3
1994	Ronnie Redd	48	831	17.3	10
1993	Rameir Martin	56	876	15.6	5
1992	Mark Szlachcic	62	834	13.5	7
1991	Mark Szlachcic	65	943	14.5	8
1990	Mark Szlachcic	46	582	12.7	2
1989	Ronald Heard	51	916	18.0	7
1988	Reggie Thornton	41	589	14.4	3
1987	Reggie Thornton	47	698	14.9	4
1986	Gerald Bayless	34	300	8.8	2
1985	Stan Hunter	55	761	13.8	7
1984	Bernard White	56	400	7.1	0
1983	Mark Dowdell	70	679	9.7	5
1982	Shawn Potts	50	841	16.8	8
1981	Shawn Potts	31	391	12.6	2
1980	Dan Shetler	20	310	15.5	2
1979	Dan Shetler	37	502	13.6	3
1978	Jeff Groth	56	874	15.6	8
1977	Jeff Groth	39	693	17.8	6
1976	Jeff Groth	33	598	18.1	4
1975	Dave Dudley	25	338	13.5	1
1974	John Boles	25	291	11.6	2
1973	Roger Wallace	37	587	15.9	3
1972	Roger Wallace	16	242	15.1	2
1971	Rick Newman	25	443	17.7	2
1970	Bill Pittman	21	235	11.2	0
1969	Bob Zimpfer	48	785	16.3	7
1968	Eddie Jones	49	716	14.6	2
1967	Eddie Jones	30	374	12.5	5
1966	Eddie Jones	40	525	13.1	1
1965	Dave Cranmer	16	180	11.3	1
1964	Jay Cunningham	14	174	12.4	-
1963	Tom Sims	12	177	14.8	-
1962	Tom Reicosky	12	169	14.1	-
1961	Jay Cunningham	13	259	19.9	-
1960	Russ Hepner	14	187	13.4	-
1959	Clarence Mason	14	191	13.6	-
1958	Bernie Casey	18	264	14.7	-
1957	Bernie Casey	16	310	19.4	-
1956	Ray Reese	12	185	15.4	-
1955	Ray Reese	12	183	15.3	-
1954	Jack Hecker	29	556	19.2	-
1953	Jack Hecker	12	274	22.8	-
1952	Jim Ladd	31	473	15.3	-
1951	Jim Ladd	43	632	14.7	-
1950	Jim Ladd	16	236	14.8	-
1949	Doug Mooney	8	36	4.5	-
1948	Robert Schnelker	20	434	21.7	-
1947	Robert Schnelker	14	243	17.4	-
1946	Max Minnich	12	224	18.7	-



RECORD BOOK • ANNUAL LEADERS

INTERCEPTIONS

Year	Name	No.	Yds.	Avg.	TDs
2018	Marcus Milton	3	20	6.7	0
2017	Marcus Milton	3	47	15.7	0
	Clint Stephens	3	0	0.0	0
2016	Jamari Bozeman	3	5	1.7	0
2015	Alfonso Mack	6	71	11.8	0
2014	Nick Johnson	5	63	12.6	0
2013	BooBoo Gates	2	116	58.0	0
	Ryland Ward	2	32	16.0	0
2012	Jude Adjei-Barimah	4	25	6.2	0
2011	BooBoo Gates	2	65	32.5	0
2010	Keith Morgan	3	23	7.7	0
2009	Roger Williams	4	17	4.2	0
2008	Kenny Lewis	4	22	5.5	0
2007	P.J. Mahone	7	220	31.4	1
2006	Kenny Lewis	4	13	1.0	0
2005	Jelani Jordan	6	66	11.0	0
2004	Keon Newson	6	107	17.8	2
2003	Janssen Patton	7	84	12.0	0
2002	Janssen Patton	3	52	17.3	1
2001	Janssen Patton	4	4	1.0	0
2000	Janssen Patton	4	89	22.3	1
1999	Karl Rose	2	34	17.0	0
1998	Junior Williams	2	0	0.0	0
1997	Shaun Rice	1	12	12.0	0
	Joe O'Neill	1	13	13.0	0
	Chioke Bradley	1	0	0.0	0
1996	Chioke Bradley	3	34	11.3	0
1995	Steve Ayers	3	28	9.3	1
	Orlando Rogers	3	14	4.7	0
1994	Tony Everhart	5	64	12.8	0
1993	George Johnson	3	55	18.3	1
1992	Joe Bair	7	51	7.3	0
1991	Dave Bielinski	4	58	14.5	0
1990	Dave Bielinski	6	63	10.5	0
1989	Mike Holmes	2	23	11.5	0
	Dave Bielinski	2	0	0.0	0
1988	Tony McCorvey	7	33	4.7	0
1987	Erik Johnson	2	27	13.5	0
	Ray Southard	2	12	6.0	0
	John Hunter	2	8	4.0	0
	Jack Coppess	2	2	1.0	0
	Kyle Kramer	2	1	0.5	0
1986	Kyle Kramer	5	25	5.0	0
1985	Melvin Marshall	4	83	20.8	2
1984	Troy Dawson	5	9	1.8	0
1983	Martin Bayless	10	64	6.4	0
1982	Martin Bayless	5	87	17.4	0
1981	Martin Bayless	7	53	7.6	1
1980	Martin Bayless	5	60	12.0	0
1979	John Fitzpatrick	2	23	11.5	0
1978	Bob Cummins	5	45	9.0	0
1977	Greg Kampe	4	47	11.8	-
1976	Bob Cummins	4	53	13.3	-
1975	Art Thompson	5	36	7.2	-
1974	Dave Turner	4	32	8.0	-
1973	Art Thompson	3	48	16.0	-
1972	Gary Seeman	5	27	5.4	0
1971	Julias Livas	4	-	-	-
1970	Art Curtis	3	56	18.7	-
	Laurie Kelly	3	52	17.3	-
1969	Honester Davidson	5	98	19.6	-
	Lawrence Kelly	5	25	5.0	-
1968	Rick Perrin	4	80	20.0	-
	Jerry Machovina	4	58	14.5	-
1967	Joe Pearce	6	99	16.5	-
1966	Dick Wagoner	6	66	11.0	-
1965	Arch Tunnell	5	-	-	-

PUNT RETURNS

(based on number of returns)

Year	Name	No.	Yds.	Avg.	TDs
2018	Marcus Milton	12	77	6.4	0
2017	Marcus Milton	10	104	8.0	0
2016	Will Watson	10	79	7.9	0
2015	Ryan Burbrink	11	51	4.6	0
2014	Ryan Burbrink	13	127	9.8	1
2013	Ryan Burbrink	12	103	8.6	1
2012	Ryan Burbrink	19	170	8.9	0
2011	Eugene Cooper	17	102	6.0	0
2010	Eugene Cooper	19	219	11.5	2
2009	Freddie Barnes	12	117	9.8	0
2008	Corey Partridge	19	172	9.1	0
2007	Zach Charles	10	41	4.1	0
2006	Corey Partridge	14	120	8.6	0
2005	Charles Sharon	25	271	10.8	0
2004	Charles Sharon	24	282	11.8	1
2003	Charles Sharon	31	274	8.8	0
2002	Robert Redd	31	209	6.7	0
2001	Robert Redd	35	385	11.0	1
2000	Chad Long	23	139	6.0	0
1999	Robert Redd	24	128	5.3	0
1998	Robert Redd	15	101	6.7	0
1997	Terry Loville	31	211	6.8	0
1996	Courtney Davis	17	225	13.2	1
1995	Courtney Davis	14	274	19.6	0
1994	Ronnie Redd	26	204	7.8	0
1993	Ronnie Redd	19	192	10.1	0
1992	Mark Szlachcic	16	139	8.7	0
1991	Mark Szlachcic	20	163	8.2	0
1990	Bobby Green	11	54	4.9	0
1989	Allen Smith	10	51	5.1	0
1988	Mark Bongers	8	42	5.3	0
1987	Ray Redd	21	218	10.4	0
1986	Ken Rankin	13	84	6.5	0
1985	Ken Rankin	12	64	5.3	0
1984	Ken Rankin	21	114	5.4	0
1983	Chip Otten	26	63	2.4	0
1982	Chip Otten	26	63	2.4	0
1981	Chip Otten	21	140	6.7	0
1980	Dan Shetler	13	69	5.3	0
1979	Dan Shetler	13	94	7.2	0
1978	Jeff Groth	6	28	4.7	0
1977	Jeff Groth	5	61	12.2	1
1976	Jeff Groth	5	106	21.2	1
1975	Steve Kuehl	15	86	5.7	0
1974	Tom Moriarty	23	159	6.9	1
1973	Bill Pittman	21	137	6.5	0
1972	Art Thompson	2	15	7.5	0
1971	Bill Pittman	26	134	5.2	0
1970	Bill Pittman	18	178	9.9	0
1969	Bob Zimpfer	25	247	9.9	0
1968	Bob Zimpfer	24	332	13.8	1
1967	Bob Zimpfer	23	379	16.5	-
1966	Joe Souliere	17	138	8.1	1
1965	Joe Souliere	17	277	16.3	1



RECORD BOOK • ANNUAL LEADERS

KICKOFF RETURNS

(based on number of returns)

Year	Name	No.	Yds.	Avg.	TDs
2018	Ra'veion Hargrove	25	430	17.2	0
2017	Matt Wilcox	21	517	24.6	0
2016	Scott Miller	19	336	17.7	0
2015	Scott Miller	24	457	19.0	0
2014	Clint Stephens	21	505	24.0	1
2013	Ronnie Moore	14	289	20.6	0
	BooBoo Gates	10	306	30.6	1
2012	BooBoo Gates	19	369	19.4	0
2011	BooBoo Gates	38	981	25.8	1
2010	Tyrone Pronty	38	729	19.2	0
2009	Roger Williams	44	925	21.0	0
2008	Kenny Lewis	23	561	24.4	0
2007	Roger Williams	39	954	24.5	1
2006	Tyrone Pronty	10	177	17.7	0
2005	B.J. Lane	17	289	17.0	0
2004	B.J. Lane	20	462	23.1	1
2003	Cole Magner	18	357	19.8	0
2002	Martez Johnson	18	400	22.2	0
2001	Joe Alls	13	350	26.9	0
2000	Joe Alls	19	371	19.5	0
1999	Steve Holmes	21	396	18.9	0
1998	Steve Holmes	19	359	18.9	0
1997	Leon Weathersby	30	669	22.3	1
1996	Courtney Davis	15	286	19.1	0
1995	Courtney Davis	14	274	19.6	0
1994	Ronnie Redd	16	379	23.7	0
1993	Zeb Jackson	8	214	26.8	0
1992	Eric McGhee	14	269	19.2	0
1991	Terry Wilson	15	344	22.9	0
1990	Terry Wilson	11	252	22.9	0
1989	Terry Wilson	19	362	19.1	0
1988	Reggie Thornton	28	576	20.6	0
1987	Reggie Thornton	23	425	18.5	0
1986	Darryl Story	30	661	22.0	0
1985	Joe Boxley	19	385	20.3	0
1984	Joe Boxley	15	339	22.6	0
1983	Darryl Story	19	380	20.0	0
1982	Chip Otten	13	278	21.4	0
1981	Chip Otten	8	169	21.1	0
1980	Chip Otten	11	236	21.5	0
1979	Shawn Potts	19	325	17.1	0
1978	Dave Cassel	26	450	17.4	0
1977	Willie Matthews	20	353	17.7	0
1976	Steve Kuehl	17	422	24.8	0
	Jeff Groth	17	282	16.6	0
1975	Steve Kuehl	16	334	20.9	0
1974	Steve Kuehl	15	309	20.6	0
1973	Dave Preston	17	374	22.0	0
1972	Hal Thomas	5	155	31.0	0
1971	Tony Bell	13	345	26.5	0
1970	Bill Pittman	22	532	24.2	0
1969	Honester Davidson	15	353	23.5	0
1968	Honester Davidson	8	168	21.0	-
1967	Bob Zimpfer	18	384	21.3	-
1966	Joe Souliere	17	416	24.5	1
1965	Joe Souliere	7	136	19.4	-

TACKLES

Year	Name	UT	AT	Total
2018	Brandon Harris	76	55	131
2017	Fred Garth	58	37	95
2016	Trent Greene	54	57	111
2015	Austin Valdez	58	86	141
2014	Gabe Martin	54	61	115
2013	D.J. Lynch	42	43	85
2012	Gabe Martin	40	30	70
2011	Dwayne Woods	57	54	111
2010	Dwayne Woods	50	84	134
2009	Cody Basler	29	56	85
2008	P.J. Mahone	53	42	95
2007	Erique Dozier	43	69	112
2006	Terrel White	64	37	101
2005	Terrel White	56	44	100
2004	Jovon Burkes	30	61	91
2003	Keon Newson	78	46	124
2002	Chris Haneline	52	43	95
2001	Khary Campbell	47	32	79
2000	Khary Campbell	54	41	95
1999	Chad Long	81	30	111
1998	Joe O'Neill	60	35	95
1997	Kevin O'Neill	73	60	133
1996	Kevin O'Neill	48	72	120
1995	Kevin O'Neill	62	72	134
1994	Vince Palko	55	65	120
1993	Vince Palko	65	76	141
1992	Artie Mangham	76	78	154
1991	Mike Calcagno	74	67	141
1990	Keith Pace	64	42	106
1989	Larry Lambright	85	47	132
1988	Kyle Kramer	76	67	143
1987	Kyle Kramer	75	64	139
1986	Paul Schweitzer	90	60	150
1985	Troy Dawson	57	96	153
1984	Troy Dawson	24	133	157
1983	Mark Emans	36	97	133
1982	Terry Gyetvai	76	55	131
1981	Larry Stratton	71	48	119
1980	Todd Gates	62	34	96
1979	John Fitzpatrick	61	49	110
1978	Mike Calleson	81	59	140
1977	Mike Callesen	71	89	160
1976	Jeff Smith	45	97	142
1975	Dave Brown	36	111	147
1974	Jim Reynolds	31	85	116
1973	John Villapiano	49	70	119
1972	John Villapiano	-	-	160
1971	Rich Duetemeyer	83	80	163
1970	Bob Simmons	48	93	141



RECORD BOOK • ANNUAL LEADERS

SCORING

Year	Name	TDs	FG	PAT	2-Pt.	Total
2018	Scott Miller	9	0	0	0	54
2017	Jake Suder	0	18	32	0	86
2016	Jake Suder	0	9	35	0	62
	Scott Miller	10	0	0	1	62
2015	Travis Greene	17	0	0	0	102
2014	Tyler Tate	0	23	45	0	114
2013	Tyler Tate	0	18	59	0	113
2012	Anthon Samuel	12	0	0	0	72
2011	Kamar Jorden	12	0	0	0	72
2010	Willie Geter	7	0	0	0	42
2009	Freddie Barnes	21	0	0	0	126
2008	Sinisa Vrvilo	0	9	41	0	68
2007	Sinisa Vrvilo	0	15	47	0	92
2006	Freddie Barnes	11	0	0	0	66
2005	Steve Sanders	15	0	0	0	90
2004	P.J. Pope	21	0	0	0	126
2003	Shaun Suisham	0	16	56	0	104
2002	Josh Harris	22	0	0	2	134
2001	Robert Redd	10	0	0	0	60
2000	Mike Knapp	0	10	15	0	45
1999	Jason Strasser	0	13	27	0	66
1998	Jason Strasser	0	11	31	0	64
1997	Jason Strasser	0	8	23	0	47
1996	Courtney Davis	7	0	18	0	42
1995	Derek Schorejs	0	12	24	0	60
1994	Brian Leaver	0	21	42	0	105
1993	Brian Leaver	0	10	17	0	47
1992	Brian Leaver	0	8	33	0	57
1991	Mark Szlachcic	9	0	0	2	58
1990	Todd Powell	0	9	13	0	40
1989	Jason Zeller	0	16	23	0	71
1988	Jason Zeller	0	8	17	0	41
1987	Jason Zeller	0	13	22	0	61
1986	Jeff Davis	8	0	0	0	48
1985	Bernard White	19	0	0	0	114
1984	Bernard White	15	0	0	0	90
1983	Gehad Youssef	0	16	29	0	77
1982	Gehad Youssef	0	10	25	0	55
1981	Bryant Jones	8	0	0	0	48
1980	John Spengler	0	9	20	0	47
1979	Mike Wright	10	0	0	1	62
1978	Mike Wright	10	0	0	1	62
1977	Jeff Groth	9	0	0	0	54
1976	Dave Preston	8	0	0	0	48
1975	Dave Preston	14	0	0	1	84
1974	Dave Preston	19	0	0	0	114
1973	Paul Miles	11	0	0	0	66
1972	Paul Miles	7	0	0	0	42
1971	Jerry Fields	11	0	0	0	66
1970	Julius Livas	5	0	0	0	30
1969	Bob Zimpfer	7	0	0	0	42
1968	Fred Mathews	9	0	0	0	54
1967	Eddie Jones	5	0	0	0	30
1966	Charles Radich	7	0	0	0	42
1965	Tom Luettkke	7	0	0	0	42

ALL-PURPOSE YARDS

Year	Name	Rush	Rec.	PR	KOR	FIR	Total
2018	Scott Miller	16	1148	19	0	0	1,183
2017	Andrew Clair	725	129	0	330	0	1,184
2016	Scott Miller	0	968	19	336	0	1,323
2015	Roger Lewis	0	1,544	0	0	0	1,544
2014	Ronnie Moore	129	690	0	424	0	1,243
2013	Travis Greene	1,594	155	0	0	0	1,749
2012	Anthon Samuel	998	198	0	0	0	1,196
2011	Kamar Jorden	0	1089	0	0	0	1,089
2010	Tyrone Pronty	17	502	0	729	0	1,248
2009	Freddie Barnes	78	1770	117	0	0	1,965
2008	Corey Partridge	1	562	172	10	0	745
2007	Freddie Barnes	11	962	7	15	0	995
2006	Chris Bullock	769	119	0	11	0	899
2005	Charles Sharon	26	1028	271	170	0	1495
2004	P.J. Pope	1,098	490	0	15	0	1,603
2003	Cole Magner	87	1138	10	357	0	1,592
2002	Robert Redd	8	973	209	0	0	1,190
2001	Robert Redd	-2	884	385	12	0	1,279
2000	David Bautista	21	915	0	84	0	1,020
1999	Joe Alls	592	59	25	269	0	945
1998	Godfrey Lewis	753	31	0	0	0	784
1997	Leon Weathersby	193	45	0	669	0	907
1996	Courtney Davis	767	147	225	286	0	1,425
1995	Keylan Cates	866	29	0	107	0	1,002
1994	Ronnie Redd	108	831	204	379	0	1,522
1993	Zeb Jackson	952	138	0	214	0	1,304
1992	Mark Szlachcic	11	834	139	0	0	984
1991	Mark Szlachcic	4	943	163	0	0	1,110
1990	LeRoy Smith	409	247	0	0	0	656
1989	Ronald Heard	15	916	0	0	0	931
1988	Reggie Thornton	28	589	0	576	0	1,193
1987	Reggie Thornton	31	698	0	425	0	1,154
1986	Jeff Davis	782	210	0	0	0	992
1985	Bernard White	949	228	0	0	0	1,177
1984	Bernard White	1,036	400	0	0	0	1,436
1983	Darryl Story	724	239	0	380	0	1,343
1982	Chip Otten	673	223	63	278	0	1,237
1981	Bryant Jones	1,051	80	0	0	0	1,131
1980	Bryant Jones	806	80	0	0	0	886
1979	Kevin Folkes	696	84	0	0	0	780
1978	Jeff Groth	62	874	28	8	0	964
1977	Jeff Groth	145	693	61	178	0	1,077
1976	Dave Preston	989	140	0	0	0	1,129
1975	Dan Saleet	1,114	190	0	0	0	1,294
1974	Dave Preston	1,414	24	0	0	0	1,438
1973	Paul Miles	1,030	41	0	0	0	1,071
1972	Paul Miles	1,024	31	0	0	0	1,056
1971	Paul Miles	1,285	30	0	0	0	1,215
1970	Bill Pittman	142	235	178	532	0	1,009
1969	Bob Zimpfer	15	785	247	81	0	1,128
1968	Fred Mathews	797	133	14	56	0	936
1967	Bob Zimpfer	538	128	379	384	0	1,429
1966	Joe Souliere	0	0	138	416	55	609
1965	Stew Williams	616	47	0	0	0	663

(FIR - fumble and interception return yardage)



RECORD BOOK • ALL-TIME ASSISTANT COACHES

Albers, Jeff - (GA) 89
Anderson II, Kevin - (GA) 14
Azzanni, Zach (GA) 01-02 (WR) 03-06
Babich, Bob - (ILB) 91
Baggett, Charlie - (DE) 78 (OB) 79-80
Banks, Tim - (GA) 96 (RB) 99 (DB) 00
Batson, Joey - (S&C) 90-91
Battershell, Carl - (OL) 73-74 (OT/TE) 75-76
Beckholt, Steve - (DC/DE/LB) 77 (DC/LB) 78
Beckman, Tim - (S) 98 (DC/AHC) 99-04
Bellard, Bruce - (AFRC) 48 (FR) 49-50 (AC) 51-54; 56
Benavidez, Eddie - (GA) 16
Bettcher, James - (DA) 06
Bird, Stephen - (WR/ST) 07-08
Bowers, John - (LB/REC) 01-02 (DE) 03 (S) 04-05
Brandon, Gregg (AHC/OC) 01-02
Bridge, Jim - (GA) 93 (TE) 00
Brock, Matt - (ST/N) 16 (ST/LB) 17
Brown, Jahmal (GA) 11-13
Bush, Jack - (RB) 91-92
Butler, Charles - (AC/OL) 77-79
Campbell, Matt - (GA) 03-04 (OL) 07 (OL/RGC) 08
Carney, Mark - (WR) 09-13
Cartwright, Kit - (S) 79-83
Chismar, Ron - (FR) 70 (OC) 71-73
Collis, Jim - (QB) 95
Cooks, Johnny - (DE) 75
Cornell, John - (GA) 97
Cox, Bud - (LI) 39-40 (AC) 41
Coyer, Larry - (DB) 73
Creason, Forrest - (FR) 51-54
Cunningham, Bruce - (GA) 90-91 (ILB) 92-93
Dawson, Dino - (RB) 94-95 (WR) 96-00
Dempsey, Rey - (OL) 71-72
Dengler, Andy - (GA) 88-89
Dennis, Chad - (S&C) 18
Denstorff, Rick - (TE/RC) 96 (DL/RC) 97 (DL) 98-99
Devine, Steve - (C/G) 80-82
DiMuzio, T.J. - (GA) 09-10 (AOP) 11-12
Doerge, Seth - (REC) 16-17 (ST/REC) 18
Dowdle, Clint - (OPS) 09-12
Downard, Ryan - (OPS) 16 (S) 17
Dudley, Robert - (AC) 56; 59-60; 67-68 (OB) 69-70
Duncan, Scott - (OL) 83-85
Dunham, Vernon - (AC) 49-51
Durkin, Bill (OL) 10-13
Durkin, DJ - (GA) 01-02 (DE) 05 (ST/LB) 06
Ebersbach, David - (OPS) 06-07
Edwards, Marcus - (GA) 12-13
Eliano, Perry - (ASC/DC/S) 16 (ASC/DC) 17
Elko, Mike (DC/S) 09-13
Faragalli, Michael - (OC/QB/WR) 91 (OC/QB) 92-94; 96-99
Ferraro, Paul - (DC/SEC) 91-95 (AHC/DC/ILB) 96-98
Feyrer, Steven - (GA) 87-88
Finley, Dave - (DT/MG) 76
Fisher, Garry - (GA) 03
Fitch, Todd - (GA) 88 (WR/TE) 90
Freeman, Tom - (DL) 14 (AOL/TE) 15
Garver, Andy - (DL) 86-88 (OLB/ST) 89-90
Gaylord, Jack - (GA) 90

Gilbert, Sterlin - (COC/QB) 14
Gibson, Robert - (AC) 56; 59-60
Gomes, DeJon - (CB) 18
Gonzales, Billy - (WR) 01-02
Gregory, Bruce - (VAC) 86-87 (WR) 93-95
Gonzaga, Adam - (SEC) - 07-08
Gunlock, William - (AC) 56
Haergaves, Vernon - (LB) 07
Hamby, Stephen - (OL) 16-18
Haneline, Chris - (GA) 04
Harbaugh, Jack - (AC) 68 (DB) 69-70
Harrah, Alan - (GA) 90
Heacock, Jim - (DL) 78 (DC/DL) 79-80 (AHC/DC/DL) 81 (AHC/DC/DE) 82
Hevesy, John - (T/TE) 01-02
Hicks, LaMarcus - (SEC) 18
Hillmann, Aaron (S&C) 01-09
Hockman, Ryan - (GA) 95
Hoffner, Jim - (QB) 08
Hoke, Jon - (SEC) 84-86
Hood, Jay - (GA) 86-87
Hourigan, Brandon (S&C) 11-13
Hudak, Dan - (AFRC) 54
Hudson, Ron - (OL) 00
Huettel, Alex - (GA) 16-17
Humes, Kurt - (OLB) 87-88 (DC/ILB) 89-90
Hunter, John - (RB/RC) 06-13
Jackson, Carlos - (OC) 68-74
Jacobs, Mike - (C/G) 75-76
James, Vic - (GA) 93
Jacques, Russ - (SEC) 76-77
Jenkins, Brian - (RB) 00
Jones, James - (GA) 97
Joseph, Vance - (CB) 04
Kappas, Chris - (DGA) 11-12
Karchner, Evan - (DGA) 18
Kaufman, Tom - (ST/LB) 14 (ST/DL) 15
Killough, Clint - (GA) 17
Kilmer, Kevin - (COC/WR) 16-18
Kisselle, Tom - (AC) 67-68 (DE/LB) 69-71
Knecht, Lamar - (AFRC) 40
Kormazis, Mike - (AFRC) 40
Kuhns, Russ - (GA) 05-06
Landis, Paul - (AC) 26-32; 34 (FR) 38-39
Lea, Clark - (LB) 12
Leiman, Robert - (AFRC) 47 (GAFR) 48
Lewis, Sean - (WR) 14 (COC/QB) 15
Ligasheky, Bob - (OLB) 91-95 (OLB/ST) 96-98 (AHC/LB/ST) 99
Lovett, John - (DC/LB/DB) 05-06
Lowe, Max - (G/C) 90
Lucas, Tony - (GA) 10
Lynch, Mike - (RB) 14 (COC/OL/RB) 15
Maag, Charles - (ALC) 46
Mallory, William - (AC) 59-60
Mallone, Mike - (GA) 05
Malone, Terry - (TE/AOL) 86 (TE/OT) 87-88 (OL) 89 (OT/TE) 90-93 (OT/TE/RC) 94
(OC/OT/TE) 95
Mangili, Mike - (ILB) 86 (SEC) 87-90
Marsh, Fred - (FR) 40-41; 46-48
Marshall, Vincent - (GA) 14-15
Martz, Tim - (GA) 08-09

ABC – Assistant Backfield Coach
AC – Assistant Coach
AFRC – Assistant Freshman Coach
AHC – Assistant Head Coach
ALC – Assistant Line Coach
AOL – Assistant Offensive Line Coach
AOP – Assistant Director of Operations
ASC – Associate Head Coach
B – Backs Coach
C – Centers Coach
CB – Cornerbacks Coach
COC – Co-Offensive Coordinator
DA – Defensive Assistant Coach
DAID – Defensive Aid

DB – Defensive Backs Coach
DC – Defensive Coordinator
DE – Defensive Ends Coach
DGA – Defensive Graduate Assistant
DL – Defensive Line Coach
DPP – Director of Player Personnel
FR – Freshman Coach
G – Offensive Guards Coach
GA – Graduate Assistant
GAFR – Graduate Assistant Frosh Coach
IHC – Interim Head Coach
ILB – Inside Linebackers Coach
K – Kicking Coach
LB – Linebackers Coach

LI – Line Coach
MG – Middle Guards Coach
N – Nickles Coach
OAC – Offensive Assistant Coach
OB – Offensive Backs Coach
OC – Offensive Coordinator
OGA – Offensive Graduate Assistant
OL – Offensive Line Coach
OLB – Outside Linebackers Coach
OPS – Director of Operations
OT – Offensive Tackles Coach
OWR – Outside Wide Receivers Coach
PTA – Part-time Assistant
QB – Quarterbacks Coach

QC – Quality Control Coach
RB – Running Backs Coach
RC – Recruiting Coordinator
RGC – Run Game Coordinator
REC – Receivers Coach
S – Safeties Coach
S&C – Strength and Conditioning Coach
SAC – Student Assistant Coach
SEC – Secondary Coach
ST – Special Teams Coach
T – Tackles Coach
TE – Tight Ends Coach
VAC – Volunteer Assistant Coach
WR – Wide Receivers Coach

**RECORD BOOK • ALL-TIME ASSISTANT COACHES**

Maskill, Bill - (SEC) 74
 Mattox, Matt - (COC/OL) 14
 McCall, Mick - (QB) 03-06 (OC) 07
 McCloud, Kim - (DC) 14 (AHC/WR) 15
 McConnell, Tim - (WR) 81-82 (DC) 83 (DC/LB) 84-85
 McDaniel, Larry - (DL) 11-13
 McDonell, John - (OL) 09
 Melvin, Deion - (LB) 07-08
 Merb, Roger - (OC) 74-75
 Mickens, Mike - (CB) 14-17
 Miller, Jesse - (GA) 99-00
 Miller, Josh - (OGA) 18
 Miller, Mark - (WR) 83-85 (WR/QB) 86 (OC/QB/WR) 87-88 (WR/TE) 89
 Miller, William - (GA) 90-91
 Monroe, Nick - (DB) 10-15
 Morrison, Benny - (LB) 16
 Morrison, Shannon - (DC/SEC) 09
 Morton, Jason - (OAC) 07
 Moses, Wayne - (OB) 81-83
 Muellich, George - (AC) 41-45 (LI) 46-47 (AC) 48-54
 Mulbah, Asil - (GA) 09-11; 13
 Mullen, Dan - (QB) 01-02
 Murray, Mark - (OL) 96 (OT/TE) 97-99
 Nehlen, Don - (AC) 67
 Neviaser, Rob - (LB) 13
 Nimtz, Jim - (GA) 89
 Oddo, Rocco - (GA) 92
 Oliver, Reggie - (RB) 84-88 (OC/QB) 89 (OC/RB) 90
 Olson, Ben - (GA) 14-15
 Pace, Ian - (OAC) 09-12
 Padron, Andy - (COC/QB) 16-18
 Passinault, Tom - (GA) 90-91
 Pelini, Carl - (DC/IHC) 18
 Phillips, Doug - (DL) 07 (DL/RC) 08-09
 Pifer, Dan - (RC) 18
 Pinkel, Gary - (TE/WR) 77-78
 Pusateri, Tony - (DL/K/ST) 91-95
 Quarless, Jan - (DL) 83 (DE) 84 (OL) 85
 Rasmussen, Mike - (OC/RB) 77-79 (OC/WR) 80
 Reicosky, Tom - (AC) 67 (FR) 68-69
 Reublin, Bob - (AHC/OL) 86-88 (AHC/DL) 89-90
 Riesen, Pete - (B) 76 (AOL) 77 (DL) 82 (DAID) 83 (DL) 84
 Rock, Brian - (GA) 86
 Roper, John - (GA) 16
 Rothenbuhler, Troy - (TE/RC) 03-06 (AHC) 07-08
 Ruehl, Jim - (FR) 56 (AC) 59-60; 67-68 (DC) 69-71
 Ruggiero, Warren - (OC/QB) 09-13
 Russo, Mario - (DE/DT) 72 (DC) 73-75
 Salon, Adam - (GA) 07 (OPS) - 08
 Scheier, Adam (ST/TE) 09-13 (IHC) 13
 Schembechler, Bo - (FR) 55

Schlosser, Merle - (AC) 54
 Schmidt, Ed - (DL) 85
 Schoonover, Jacob - (LB) 18
 Schwieterman, Gus - (DGA) 18
 Seamonson, Alan - (ST/LB) 00
 Seeliger, Scott - (DE) 79 (OT/TE) 80-82 (OC) 83-84 (AHC/G/C) 91-95
 Sexton, Collin - (OPS) 17-18
 Shay, Derek - (GA) 14
 Sherman, Brian - (GA) 96 (G/C) 97-99
 Simmons, Bob - (WR) 76
 Slutak, Dennis - (OPS) 13
 Smerz, Jim - (GA) 87
 Smith, Mark - (PTA) 84 (DL) 85
 Solomon, Gerry - (LB) 79-82
 Sowder, Andrew - (DPP) 14 (OWR) 15
 Spagnuolo, Steve - (SEC) 96-97
 Spencer, Sean - (ST/DT) 09-10
 Springer, Dennis - (RB) 03-05 (DB) 06
 Stadler, Alex - (GA) 13
 Strahm, Dale - (FR) 71 (LB) 72-75 (LB/DC) 76
 Strand, Andy - (GA) 98-99
 Studrawa, Greg (G/C) 01-02 (OC) 03-06
 Telander, Steve - (ILB) 94-95 (DL) 96
 Thigpen, Tommy (CB) 01-02
 Thompson, Doug - (GA) 54
 Thompson, Larry - (DE) 76
 Tranquill, Gary - (DB) 71 (DC/DB) 72
 Turner, Bobby - (GA) 17
 Uzelac, Elliot - (AC) 68 (OC) 69-70
 Vanderlinden, Ron - (TE) 79
 Wagner, Luke - (GA) 16-17
 Walendzak, Dean - (GA) 92-93
 Walton, Tim - (RB) 96-98 (SEC) 99
 Ward, Brian - (DC/LB) 15 (IHC) 15
 Ward, Mike - (S&C) 92-99 (DL) 00-06 (DC) 07-08
 Watson, Stan - (GA) 08, (OLB) 09-11
 White, Marcus - (DL) 16-17 (RB) 18
 Whittaker, James - (ABC) 46 (AFRC) 47 (SAC) 48 (AC) 49-50
 Wilks, Steven - (DB) 03
 Williams, Jimmy (DL) 18
 Williams, Kenny - (QC/RC) 16 (QC) 17
 Wilson, Brad (GA) - 07
 Wittke, Roy (OPS) 14 (RC) 15
 Wood, John - (GA) 00
 Wolfe, Bob - (OL) 86 (DE/ILB) 87-88 (RB) 89
 Yates, Billy - (S&C) 16-17
 Young, James - (FR) 59
 Young, Nick - (QC/RC) 16 (RC) 17 (OGA) 18
 Young, Richard - (AC) 59 (FR) 60; 67

ABC – Assistant Backfield Coach
 AC – Assistant Coach
 AFRC – Assistant Freshman Coach
 AHC – Assistant Head Coach
 ALC – Assistant Line Coach
 AOL – Assistant Offensive Line Coach
 AOP – Assistant Director of Operations
 ASC – Associate Head Coach
 B – Backs Coach
 C – Centers Coach
 CB – Cornerbacks Coach
 COC – Co-Offensive Coordinator
 DA – Defensive Assistant Coach
 DAID – Defensive Aid

DB – Defensive Backs Coach
 DC – Defensive Coordinator
 DE – Defensive Ends Coach
 DGA – Defensive Graduate Assistant
 DL – Defensive Line Coach
 DPP – Director of Player Personnel
 FR – Freshman Coach
 G – Offensive Guards Coach
 GA – Graduate Assistant
 GAFR – Graduate Assistant Frosh Coach
 IHC – Interim Head Coach
 ILB – Inside Linebackers Coach
 K – Kicking Coach
 LB – Linebackers Coach

LI – Line Coach
 MG – Middle Guards Coach
 N – Nickles Coach
 OAC – Offensive Assistant Coach
 OB – Offensive Backs Coach
 OC – Offensive Coordinator
 OGA – Offensive Graduate Assistant
 OL – Offensive Line Coach
 OLB – Outside Linebackers Coach
 OPS – Director of Operations
 OT – Offensive Tackles Coach
 OWR – Outside Wide Receivers Coach
 PTA – Part-time Assistant
 QB – Quarterbacks Coach

QC – Quality Control Coach
 RB – Running Backs Coach
 RC – Recruiting Coordinator
 RGC – Run Game Coordinator
 REC – Receivers Coach
 S – Safeties Coach
 S&C – Strength and Conditioning Coach
 SAC – Student Assistant Coach
 SEC – Secondary Coach
 ST – Special Teams Coach
 T – Tackles Coach
 TE – Tight Ends Coach
 VAC – Volunteer Assistant Coach
 WR – Wide Receivers Coach



RECORD BOOK • HONORS

Academic All-Americans

1969.....	Lawrence Kelly, DB (Third Team)
1974.....	John Boles, WR (Second Team)
1975.....	John Boles, WR (First Team)
.....	Joe Russell, LB (Second Team)
1976.....	Dave Preston, TB (Second Team)
1986.....	Mike Otten, FB (Second Team)
1988.....	Pat Jackson, LB (Second Team)
1989.....	Pat Jackson, LB (First Team)
1990.....	Pat Jackson, TE (First Team)
1992.....	Bob Dudley, DL (Second Team)
1993.....	Bob Dudley, DL (Second Team)
2003.....	Craig Jarrett, TE (Second Team)
2005.....	Mike Thaler, DL (Second Team)
2014.....	Tyler Tate, K (First Team)
2015.....	Joseph Davidson, P (Second Team)
2016.....	Joseph Davidson, P (First Team)
2017.....	Joseph Davidson, P (Second Team)

NCAA Post Grad Scholarship

1976.....	Dave Preston, TB
1977.....	Mark Miller, QB
1990.....	Pat Jackson, TE

National Football Foundation Post Graduate Scholarship

1977.....	Mark Wichman, OL
-----------	------------------

Academic All-MAC

(first team selections)

1965.....	Heath Wingate, C
1966.....	Frank Harpold, T
.....	Heath Wingate, C
.....	Jim Perry, HB
1967.....	Ernest George, T
.....	Jim Perry, HB
1968.....	Al Silva, G
.....	Lawrence Kelly, DB
1969.....	Lawrence Kelly, DB
1970.....	Lawrence Kelly, DB
.....	Don Plusquellic, QB
1971.....	Don Plusquellic, QB
.....	Garry Schaefer, DB
1972.....	Dave McMichael, C
.....	Hal Watz, QB
1973.....	Joe Russell, LB
.....	Hal Watz, QB
.....	Dave McMichael, T
1974.....	John Boles, WR
.....	Joe Russell, LB
1975.....	John Boles, WR
.....	Dave Preston, TB
1976.....	Dave Preston, TB
.....	Dave Dudley, WR
.....	Greg Kampe, DB
1977.....	Greg Kampe, DB
.....	Dave Dudley, WR
.....	Mark Miller, QB
.....	Mark Wichman, OT
1978.....	Mike Wright, QB
.....	Mike Callesen, LB
1979.....	Mike Callesen, LB
.....	Jac Tomasello, DB
1980.....	Chip Otten, TB
.....	Dan Shetler, WR
1981.....	Dave Hagaman, OT
.....	Dayne Palsgrove, QB
.....	Larry Stratton, DE
1982.....	Chip Otten, TB
.....	Dave Hagaman, OT
.....	Larry Stratton, DE
.....	Joe Prchlik, DL
1983.....	Joe Kastl, OL
.....	Larry Stratton, DL
1984.....	Joe Prchlik, DL
1985.....	Rick Neiman, QB
1986.....	Eric Smith, QB
.....	Mike Otten, FB
1987.....	Kyle Kramer, DB
.....	Mike Otten, FB
.....	Eric Smith, QB

1988.....	Pat Jackson, LB
.....	Kyle Kramer, DB
.....	Eric Smith, QB
1989.....	Pat Jackson, LB
.....	Brett Landman, TE
1990.....	Pat Jackson, TE
.....	Brett Landman, TE
.....	Todd Powell, PK
1991.....	Brett Landman, TE
.....	Chris Henwood, OL
.....	Todd Powell, PK
.....	Bob Dudley, DL
.....	Ryan Hunter, OL
1992.....	Matt Foley, OL
.....	Chris Henwood, OL
.....	Bob Dudley, DL
.....	Joe Bair, DB
1993.....	Bob Dudley, DL
.....	Vince Palko, LB
.....	Matt Foley, OL
.....	Cal Bowers, OL
.....	Steve Rodriguez, DB
.....	Lee Boyer, LB
1994.....	Cal Bowers, OL
.....	Brian Leaver, PK
.....	Jason Peters, OL
.....	Dave Bruhowzki, DL
.....	Vince Palko, LB
1995.....	Cal Bowers, OL
.....	Dave Bruhowzki, DL
1996.....	Dave Bruhowzki, DL
.....	Kevin O'Neill, LB
1997.....	Kevin O'Neill, LB
2002.....	Chris Haneline, LB
2003.....	Craig Jarrett, TE
2005.....	Jonathan Culp, OL
.....	Terrill Mayberry, DB
2006.....	Kory Lichtensteiger, OL
2007.....	Kory Lichtensteiger, OL
.....	Kevin Huelsman, OL
.....	Drew Nystrom, OL
2008.....	Cody Basler, LB
.....	Craig Rutherford, LS
.....	Jimmy Scheidler, TE
2009.....	Cody Basler, LB
.....	Jimmy Scheidler, TE
.....	Craig Rutherford, LS
2013.....	Chief Kekuewa, C
.....	Tyler Beck, TE
.....	Tyler Tate, K
.....	Chris Pohlman, FB
.....	Ronnie Goble, DL
2014.....	Zac Bartman, LB
.....	Joseph Davidson, P
.....	Logan Dietz, OL
.....	Ryan Hunter, OL
.....	Nate Locke, LB
.....	Gabe Martin, LB
.....	Monti Phillips, LB
.....	Christian Piazza, OL
.....	Chris Pohlman, TE
.....	Clay Rolf, TE
.....	Paul Senn, LB
.....	Ben Steward, OL
.....	Tyler Tate, K
2015.....	Zac Bartman, LB
.....	Terrance Bush, DL
.....	Joseph Davidson, P
.....	Logan Dietz, OL
.....	Ryan Hunter, OL
.....	Nate Locke, LB
.....	Alfonso Mack, DB
.....	Trevor Roop, DB
.....	Ben Steward, OL
.....	Tyler Tate, K
.....	Donovan Wilson, RB
2016.....	Zac Bartman, LB
.....	Jamari Bozeman, DB
.....	Terrance Bush, DL
.....	Clark Clancy, OL

.....	Joseph Davidson, P
.....	Ryan Hunter, OL
.....	Robert Jackson, DB
.....	Nico Lautanen, OL
.....	Nate Locke, LB
.....	Blake Lucky, LB
.....	James Morgan, QB
.....	Trevor Roop, WR
.....	Ben Steward, OL
2017.....	Caleb Bright, OL
.....	Clark Clancy, OL
.....	Joseph Davidson, P
.....	Ryan Hunter, OL
.....	Cam Jefferies, DB
.....	Nate Locke, LB
.....	Grant Loy, QB
.....	James Morgan, QB
.....	Trevor Roop, WR
.....	Gabe Skrobot, LS
2018.....	Caleb Bright, OL
.....	James Carolan, LS
.....	Colin DeBord, WR
.....	Derek Downs, OL
.....	Zach Dziengelewski, OL
.....	John Kurtz, OL
.....	Grant Loy, QB
.....	Matt Naranjo, P
.....	Gabe Skrobot, LS

MAC Distinguished Scholar Athlete

2014.....	Zac Bartman, LB
.....	Joseph Davidson, P
.....	Nate Locke, LB
.....	Gabe Martin, LB
.....	Chris Pohlman, TE
.....	Ben Steward, OL
.....	Tyler Tate, K
2015.....	Joseph Davidson, P
.....	Ryan Hunter, OL
.....	Nate Locke, LB
.....	Alfonso Mack, DB
.....	Ben Steward, OL
.....	Tyler Tate, K
2016.....	Zac Bartman, LB
.....	Jamari Bozeman, DB
.....	Joseph Davidson, P
.....	Ryan Hunter, OL
.....	Nate Locke, LB
.....	James Morgan, QB
.....	Trevor Roop, WR
.....	Ben Steward, OL
.....	Clark Clancy, OL
.....	Joseph Davidson, P
.....	Ryan Hunter, OL
.....	Nate Locke, LB
.....	Trevor Roop, WR
2018.....	Gabe Skrobot, LS

College All-Stars

1960.....	Bernie Casey, TB
1962.....	Bob Reynolds, OT
1971.....	Phil Villapiano, DE
1972.....	Tony Bell, DB

All-American Bowl

1959.....	Bob Zimpfer, T
1960.....	Jerry Colaner, G
1962.....	Bob Reynolds, T

North-South Bowl

1959.....	Bob Zimpfer, T
-----------	----------------

Senior Bowl

1961.....	Jerry Croft, T
1966.....	Mike Weger, DB
1971.....	Phil Villapiano, DE
2003.....	Josh Harris, QB
2007.....	Kory Lichtensteiger, OL

East-West Shrine Classic

1960.....	Bernie Casey, TB
-----------	------------------

1973.....	Tony Bell, DB
1975.....	Steve Studer, C
1978.....	Jeff Groth, WR
1985.....	Brian McClure, QB
1999.....	Jason Strasser, PK
2001.....	Brandon Hicks, NG
2002.....	Dennis Wendel, OL
2004.....	Scott Mruzckowski, C
2009.....	Freddie Barnes, WR
2017.....	Joseph Davidson, P

Rotary Gridiron Classic

2001.....	Brandon Hicks, NG
-----------	-------------------

Blue-Gray Classic

1955.....	Jack Hecker, E
1956.....	Jack Giroux, FB
1961.....	Jerry Croft, T
1966.....	Mike Weger, DB
1970.....	Phil Villapiano, DE
1983.....	Martin Bayless, DB
.....	(Defensive Player of the Game)
1986.....	Gerald Bayless, TE
1992.....	Mark Szlachcic, WR
1994.....	Brian Leaver, PK

SPIRAL Tropical Bowl

2017.....	Teo Redding, WR
2018.....	Scott Miller, WR

NFLPA Bowl

2018.....	Montre Gregory
-----------	----------------

Canadian-American Bowl

1977.....	Mark Miller, QB
1978.....	Dirk Abernathy, DB

Hula Bowl

2005.....	P.J. Pope, RB
-----------	---------------

All-Ohio Shrine Classic

1972.....	John Czerwinski, T
.....	Earl Hargrove, MG
1973.....	John Jacquot, DT
.....	Phil Polak, FB
.....	Tom Hall, LB
1974.....	Joe Russell, LB
.....	Nick Obrovac, OT
1975.....	Gene Jones, OT
.....	Kevin Clayton, LB
.....	Art Thompson, DB
1976.....	John Obrock, OT
.....	Tommy Steele, OG
.....	Steve Kuehl, TB
.....	Dave Brown, MG

Las Vegas All-Star Classic

2005.....	Charles Sharon, WR
.....	Steve Sanders, WR

Rimington Award Finalist

2007.....	Kory Lichtensteiger, OL
-----------	-------------------------

Fred Biletnikoff Award Finalist

2009.....	Freddie Barnes
-----------	----------------

ABC/CBS Chevrolet Player of the Game

1972.....	Phil Polak, FB vs. Miami
1972.....	John Villapiano, LB vs. Miami
1977.....	Mark Miller, QB vs. C. Michigan
1980.....	Todd Gates, DT vs. C. Michigan
1982.....	Chip Otten, TB vs. Miami
1992.....	Artie Mangham, LB vs. Ohio State
2004.....	Omar Jacobs, QB vs. Oklahoma

California Bowl Player of the Game

1982.....	Chip Otten, TB vs. Fresno State
1982.....	Jac Tomasello, DB vs. Fresno State
1985.....	Greg Meehan, WR vs. Fresno State
1991.....	Mark Szlachcic, WR vs. Fresno State



2019 BGSU FOOTBALL 12 MAC CHAMPIONSHIPS | 13 BOWL GAME APPEARANCES

RECORD BOOK • HONORS

MAC Championship Game MVP

2013..... Matt Johnson, QB vs. N. Illinois
2015..... Travis Green, RB vs. N. Illinois

Motor City Bowl MVP

2003..... Josh Harris, QB vs. Northwestern

GMAC Bowl MVP

2004..... Omar Jacobs, QB vs. Memphis

GMAC Offensive MVP

2004..... Steve Sanders, WR vs. Memphis

GMAC Defensive MVP

2004..... Mitchell Crossley, DE vs. Memphis

GMAC Special Teams MVP

2004..... Shaun Suisham, K vs. Memphis
2007..... Roger Williams, KR vs. Tulsa

Humanitarian Bowl MVP

2009..... Freddie Barnes vs. Idaho

Camellia Bowl Bart Starr MVP

2014..... James Knapke vs. South Alabama

Columbus TD Club Sammy Baugh Award

1985..... Brian McClure, QB
2015..... Matt Johnson, QB

Columbus TD Club Paul Warfield Award

2015..... Roger Lewis, WR

MAC Vern Smith Leadership Award

1984..... Brian McClure, QB
1985..... Brian McClure, QB
1991..... Erik White, QB
1992..... Erik White, QB
2015..... Matt Johnson, QB

MAC Offensive Player of the Year

1983..... Brian McClure, QB
1984..... Brian McClure, QB
1985..... Brian McClure, QB
1991..... Erik White, QB
1992..... Erik White, QB
2004..... Omar Jacobs, QB
2015..... Matt Johnson, QB

MAC Defensive Player of the Year

1970..... Phil Villapiano, DE
1993..... Vince Palko, LB
1994..... Vince Palko, LB
2012..... Chris Jones, DT

MAC Lineman of the Year

1969..... Joe Green, NG

MAC Freshman of the Year

1982..... Brian McClure
1998..... Kurt Gerling
2011..... Anthon Samuel

MAC Coach of the Year

1982..... Denny Stolz
1985..... Denny Stolz
1991..... Gary Blackney
1992..... Gary Blackney
2001..... Urban Meyer

MAC Hall of Fame

1988..... Doyt Perry
1992..... Phil Villapiano
1994..... Don Nehlen

Ohio Collegiate Coach of the Year

1956..... Doyt Perry
1959..... Doyt Perry
1985..... Denny Stolz
1992..... Gary Blackney

Highest National Rankings

1985..... 19th, ESPN
..... 20th, AP
..... 22nd, CNN/USA Today
2002..... 16th, ESPN/USA Today
..... 20th, AP
2003..... 15th, AP
..... 20th, ESPN/USA Today
..... 16th, BCS
2004..... 25th, AP
..... 24th ESPN/USA Today

ALL-NW OHIO CONFERENCE

1922

F.G. Skibbie..... LE
Ralph Castner..... LG
Robert Younklin..... C
Solon Hesrick..... QB
Ernest Etoll..... LT (2nd)
Earl Leiter..... RG (2nd)
Carl Bachman..... RE (2nd)
Bert Ryder..... RH (2nd)
Caryle Kennedy..... G (HM)
Orville Raberding..... HB (HM)
Homer Moscoe..... HB (HM)
Al McMann..... FB (HM)

1926

Herb Fish..... LT
Ora Knecht..... RG
Macs Leitman..... HB
Hayden Olds..... FB
Harry Gwynn..... C (2nd)
Harry Crawford..... RE (2nd)
Byron Saneholtz..... QB (2nd)

1927

Herb Fish..... LT
Ora Knecht..... LG
Forrest Warner..... RG
Forrest Helvoight..... RT (2nd)
Macs Leitman..... HB (2nd)
Fred Carroll..... FB (2nd)

1928

Howard Filiere..... LE
Herb Fish..... LT
Chet Chapman..... LG
Benny Pencheff..... HB
Fred Carroll..... FB
Harry Gwynn..... C (2nd)
Forrest Helvoight..... RT (2nd)
Macs Leitman..... HB (2nd)

1929

Chet Chapman..... RE
Cliff Stevenson..... C
Howard Goldner..... LT
Harold Treece..... HB
George Evans..... RT (2nd)
Willard Ault..... LG (2nd)
Doyt Perry..... QB (2nd)

1930

Chet Chapman..... LT
Cliff Stevenson..... C
Fred Marsh..... RG
Doyt Perry..... QB
Harry Traub..... LG (2nd)
Kenneth Gill..... FB (2nd)

1931

Doyt Perry..... QB
Cliff Stevenson..... C
Harry Traub..... RT
Fred Marsh..... LG (2nd)
Don Stevenson..... RE (2nd)
John Orwick..... HB (2nd)

ALL-OHIO CONFERENCE

Legend

INS-International News Service
AP-Associated Press
UPI-United Press International
1-first team; 2-second team
3-third team; HM-honorable mention

1933

Carl Stephens..... T (INS-1)
Ford Murray..... QB (INS-HM)

1934

James Inman..... FB (INS-1)
John Ihnat..... T (INS-HM)
Robert Lewis..... HB (INS-HM)

1938

Edmund Siminski..... T (INS-3)
Lamar Knecht..... G (INS-3)

1939

Edmund Siminski..... T (INS-1)
Lamar Knecht..... G (INS-1)
Steve Brudzinski..... HB (INS-1)
Robert Barnett..... G (INS-HM)
George Madaras..... E (INS-HM)
Ed Wellner..... HB (INS-HM)
Charles Catanese..... FB (INS-HM)

1940

Steve Brudzinski..... QB (INS,AP-1)
Robert Barnett..... G (INS,AP-2)
Charles Catanese..... C (INS-2, AP-HM)
Emil Ihnat..... T (INS-HM)
Edward Wellner..... HB (INS-HM)

1941

Stanley Yoder..... HB (INS,AP,UPI-1)
Emil Ihnat..... T (AP,UPI-1,INS-3)
Edward Wellner..... HB (UPI,INS-2, AP-3)
Wayne Bordner..... E (INS,AP,UPI-3)
Dewey Johnson..... HB (AP,UPI,INS-HM)

ALL-OHIO

(all Ohio schools except Ohio State)

INS-International News Service
AP-Associated Press
UPI-United Press International
1-first team; 2-second team
3-third team; HM-honorable mention

1928

Chester Chapman..... G (INS-1)

1929

Chester Chapman..... E (INS-3)

1930

Chester Chapman..... T (INS-2)

1931

Harry Traub..... T (INS-2)
Cliff Stevenson..... C (INS-HM)
Doyt Perry..... QB (INS-HM)

1933

Carl Stephens..... T (INS-1)
Ford Murray..... QB (INS-3)

1934

James Inman..... FB (INS-HM)

1939

Edmund Siminski..... T (AP,INS,UPI-1)
Lamar Knecht..... G (AP-1, INS,UP-2)
Steve Brudzinski..... HB (AP,UPI-2, INS-HM)
Robert Barnett..... G (INS,AP-HM)
Charles Catanese..... FB (INS,AP-HM)
Carlton Riddle..... C (AP-HM)
Adolph Madaras..... E (AP-HM)
Edward Wellner..... HB (AP-HM)

1940

Steve Brudzinski..... HB (INS-1)
Robert Barnett..... G (INS,UPI-2)

1941

Stanley Yoder..... HB (AP,UPI-1, INS-2)

1942

Wayne Bordner..... E (UPI-2)

1943

Arthur Mergenthal..... T (INS,UPI-1)
Don Mohr..... E (UPI-1, INS-2)
Al DiMarco..... QB (INS-1, UPI-2)
Wayne Bordner..... E (INS-1, UPI-2)
Donald Harris..... G (INS-2)

1944

Don Mohr..... E (UP-1)
Brenton Kirk..... T (UP-2)

1945

James Knierim..... E (UP-2)
Patrick Mulvihill..... HB (UP-2)

1946

Max Minnich..... HB (AP-2)
Wayne Bordner..... E (AP-HM)

1947

Lester Rideout..... T (AP,INS-1)
Jack Woodland..... FB (AP-2, INS-3)
Wayne Bloker..... C (INS-3, AP-HM)
Vern Dunham..... E (INS-2)
Bruce Ballard..... G (AP-HM)

1948

Max Minnich..... HB (INS-1, AP-3)
Vern Dunham..... E (AP-1, INS-2)
Jack Woodland..... HB (AP,INS-HM)
Robert Schnelker..... E (AP-2)

1949

Robert Schnelker..... E (INS-1, AP-2)
Jack Woodland..... HB (INS-1, AP-2)
Willis Secor..... C (INS-3)
Don Frail..... E (INS-HM)
Ed Kuntz..... T (INS-HM)
Fred Snell..... G (INS-HM)
Leroy Silvani..... G (INS,AP-HM)
Rodney Lash..... HB (INS-HM)



RECORD BOOK • HONORS

1951

Fred Durig FB (AP,INS-1)
Ollie Glass C (AP-3)
Lloyd Parkson T (AP-HM)

1952

James Ladd E (INS,AP-1)
Fred Durig FB (INS,AP-1)

1953

James Ladd E (INS,AP,UPI-1)
Bill Bradshaw QB (UPI-HM)
Lester Green G (UPI-HM)

1954

Jack Hecker E (INS,AP-HM)
Bill Bradshaw HB (INS,AP-HM)

1955

Jack Hecker E (AP,INS,UPI-1)
Kenneth Russell T (INS,UPI-2)
John Murnen G (AP,INS,UPI-HM)
James Bryan QB (AP,INS,UPI-HM)
Carlos Jackson HB
(INS,UPI-2, AP-HM)
Tom Kisselle E (UPI-HM)
Fred Koch T (UPI-HM)
Harold Peek C (UPI-HM)
Vic DeOrio HB (UPI-HM)

1956

Kenneth Russell T (INS,UPI-1)
John Murnen G (INS,UPI-1)
Vic DeOrio HB (INS,UPI-1)
Harold Peek C (INS-1, UPI-2)
Jack Giroux FB (INS-1, UPI-2)
Ed Janeway E (INS-2, UPI-HM)
Karl Koepfer T (UPI-HM)
Don Nehlen QB (UPI-HM)

1957

Larry Baker T (INS-1)
Tim Murnen G (INS,UPI-1)
Don Nehlen QB (INS,UPI-2)
Vic DeOrio HB (INS-2)
Ed Janeway E (INS,UPI-3)
Karl Koepfer T (UPI-1, INS-2)

1958

Tom Colaner E (UPI-1)
Bob Zimpfer T (UPI-1)
Ray Reese G (UPI-1)
Bob Colburn QB (UPI-1)
Jerry Roberts E (UPI-HM)
Larry Baker T (UPI-HM)
Chuck Ramsey G (UPI-HM)
Bob Ramlow HB (UPI-HM)

1959

Bob Zimpfer T (UPI-1)
Bob Colburn QB (UPI-1)
Chuck Ramsey G (UPI-2)
Bernie Casey HB (UPI-2)
Bob Bird T (UPI-HM)
Jerry Dianiska FB (UPI-HM)

1960

Jerry Colaner G (UPI-1)
Don Lisbon HB (UPI-2)
Ralph White T (UPI-3)
Larry Smith E (UPI-HM)
Bob Bird T (UPI-HM)
Ron Williams C (UPI-HM)
Bernie Casey HB (UPI-HM)

BGSU MVP

1927 Forrest Warner, G
1928 Chet Chapman, G
1929 Harold Treece, HB
1930 Chet Chapman, T
1931 Clifford Stevenson, C
1932 Ford Murray, QB
1933 Carl Stephens, T
1934 Richard Wallace
1935-38 None selected
1939 Ed Siminski, T
1940 Steve Bruzdinski, HB
1941 Stanley Yoder, HB
1942 Wayne Bordner, E
1943 Art Mergenthaler, V-12, T
1944 Al DiMarco, V-12, QB
1945 Patrick Mulvihill, V-12, HB
1946 Wayne Bordner, E
1947 Jack Woodland, FB
1948 Max Minnich, HB
1949 Jack Woodland, FB
1950 Richard Pont, HB
1951 Fred Durig, FB
1952 Fred Durig, FB
1953 Bill Bradshaw, QB
1954 Bill Bradshaw, QB
1955 Carlos Jackson, HB
1956 Jack Giroux, HB
1957 Tim Murnen, LB
1958 Harold Furcron, HB
1959 Bob Colburn, QB
1960 Jerry Colaner, G
Don Lisbon, FB
1961 Jerry Croft, T
1962 Don Lisbon, HB
Gary Sherman, G
1963 Jim Wisser, FB
1964 Jay Cunningham, HB
1965 Mike Weger, DB
1966 Mike Weger, DB
1967 Dave Seiter, DE
1968 Dennis Zolciak, LB
1969 Joe Green, MG
1970 Phil Villapiano, DE
1971 Paul Miles, TB
1972 Fred Sturt, G
Phil Polak, FB
1973 Paul Miles, TB
1974 Dave Preston, TB
1975 Dan Saleet, FB
1976 Mark Miller, QB
1977 Mark Miller, QB
1978 Jeff Groth, WR
1979 Mike Wright, QB
1980 Todd Gates, DT
1981 Craig Valentine, NT
1982 Andre Young, DT
1983 Martin Bayless, DB
1984 Brian McClure, QB
1985 Brian McClure, QB
1986 Paul Schweitzer, LB
1987 John Hunter, LB
1988 Kyle Kramer, DB
1989 Ronald Heard, WR
1990 Keith Pace, LB
1991 Erik White, QB
1992 Erik White, QB
1993 Vince Palko, LB
1994 Ryan Henry, QB
1995 Chad Bukey, OL
1996 Courtney Davis, TB
1997 Kevin O'Neill, LB
1998 Junior Williams, DB
1999 Kurt Gerling, WR (Off.)
Joe O'Neill, LB &
Brandon Hicks, NG (Def.)
2000 David Bautista, WR (Off.) &
Brandon Hicks, NG (Def.)
2001 Brandon Hicks, NG

2002 Josh Harris, QB
2003 Josh Harris, QB
2004 Omar Jacobs, QB
2005 Charles Sharon, WR
2006 Devon Parks DL, Kory Lichtensteiger OL
2007 Kory Lichtensteiger, OL
2008 Diyral Briggs, DL
2009 Tyler Sheehan, QB, Freddie Barnes, WR

Coaches' Award

The Coaches' Award honors the player who represents a truly outstanding attitude toward Falcon Football.

1979 Doug Wiener
1980 Alvin Howard
1981 Rick Iverson
1982 Rick Deutsch
1983 Dayne Palsgrove
1984 Dean Hall
1985 Dan Schriener
1986 Chris Neal
1987 Greg Studrawa
1988 David Hayes
1989 Steve Spray
1990 Dal McDonald
1991 Mike Calcagno
1992 LeRoy Smith
1993 Matt Foley
Lee Boyer
1994 Charlie Williams
1995 Darius Card
Trevor Stover
1996 Brian Manns
Junior Williams
1997 Chioke Bradley
1998 Adam Lige
1999 Kevin Steinke
2000 Eric Curl
2001 Chad Long
2002 Andy Sahn
2003 Vardan Mkhitarian
2004 Cornelius McGrady, Todd DiBacco
2005 John Nicholson, Derrick Lett
2006 John Lanning
2007 Pete Winovich
2008 John Haneline
2009 Brady Minturn

Doyt L. Perry Award

The Doyt L. Perry Award honors a distinguished contributor to Falcon football.

1979 Ted Wolfram
1980 Glenn Sharp
1981 Don Contris
1982 Ken Schoeni
1983 Sandie Middleton
1984 Kermit Stroh
1985 Jon Treece
1986 Earl Rupright
1987 Tom Noe
1988 Mona Contris
1989 Jean Panning
1990 Ken Kavanagh
1991 Jack Gregory
1992 Jim Brennan
1993 John Laskey
1994 Dr. Paul Olscamp
1995 Ray & Teresa Frick
1996 Tim Dunn
1997 Rod Noble
1998 Kerm Rudolph
1999 Eric Brickman
2000 Ed Reiter
2001 J.D. Pugh
2002 Jerry Batt
2003 Mark Brecklin
2004 J. Robert Sebo
2005 Dr. Rick Barker

2006 Lois Brecklen
2007 Van & Tracy Wright
2008 Joe Sharp

Glenn Sharp Award

The Glenn Sharp Award honors a former Falcon athlete who, since graduation, has achieved success in his chosen profession, given back to the program, and overall has demonstrated the strong qualities of service, commitment, and loyalty that continuously enhances the reputation of the BGSU football family.

1995 Dean Hull
1996 Tom Vogtsberger
1997 Ed Ferkany
1998 Ron Zwierlein
1999 Chet Boyer
2000 Jerry Batt
2001 Dave Preston
2002 Ryan Wingrove
2003 Bill Bradshaw
2004 T.J. Carswell, James Hawkins
2005 Ed Phillips
2007 Cal Bowers
2008 Vince Palko
2009 John Hunter

Carlos Jackson

Memorial Award

The Carlos Jackson Memorial Award honors the player who makes the biggest contribution to the team in the areas of leadership, inspiration and extra effort. The late Carlos Jackson was a football letterman in 1955 and 1956 and assistant football coach from 1968 to 1973.

1974 Dave Kulik
1975 Mark Conklin
1976 Bill Eysen
1977 None
1978 Dirk Abernathy
1979 John Fitzpatrick
1980 John Park
1981 Carl Rosser
1982 Terry Gyetvai
1983 Lamont Wagner
1984 Mark Dowdell
1985 Troy Dawson
1986 Dean Bryson
1987 Joe Foley
Greg Johnson
1988 Shawn Daniels
1989 Shawn Zimmerman
1990 Brian Sherman
1991 Brian Sherman
1992 Dave Bielinski
1993 Clint Frazier
1994 Vince Palko
1995 Jason Woullard
1996 Courtney Davis
1997 John Kuck
1998 Tony Holcomb
1999 Brent Martin
2000 D.J. Durkin
2001 Garry Fisher
2002 Jon Mazur
2003 Mike Malone/Will Teague
2004 Andrew Hart
2005 Terrill Mayberry
2006 Brad Williams
2007 Loren Hargrove
2008 Jeff Fink
2009 Tyler Sheehan



RECORD BOOK • HONORS

President's Award

The President's Award honors the player who combines athletic and academic achievement.

1979.....	Mike Callesen
1980.....	Dan Shetler
1981.....	Doug Carr
1982.....	Dave Hagaman
1983.....	Joe Kastl
1984.....	Joe Prchlik
1985.....	Rick Nieman
1986.....	Mike Otten
1987.....	Mike Otten
1988.....	Pat Jackson
1989.....	Pat Jackson
1990.....	Tom Shehab
1991.....	Brett Landman
1992.....	Jeff Rottinghaus
1993.....	Bob Dudley
1994.....	Jason Peters
1995.....	Cal Bowers
1996.....	Dave Bruhowzki
1997.....	Kevin O'Neill
1998.....	Dana Johnson
1999.....	Jason Strasser
2000.....	Rob Fehrman
2001.....	Chris Haneline
2002.....	Chris Haneline
2003.....	Craig Jarrett
2004.....	Andy Grubb
2005.....	Jonathan Culp
2006.....	Jon Jakubowski
2007.....	Kevin Huelsman
2008.....	Marques Parks
2009.....	Jimmy Scheidler

Ken Schoeni Award

The Ken Schoeni Award is awarded to the player who best demonstrates the attributes of mental toughness, commitment, perseverance and a burning desire to succeed.

1996.....	Bob Niemet
	Joe O'Neill
1997.....	Tony Holcomb
1998.....	Bob Niemet
1999.....	D.J. Durkin
2000.....	Chris Della Vella
2001.....	Kurt Gerling
2002.....	Jerry Wagner/Marcus Allen
2003.....	Rick Mauer/Robert Haley
2004.....	T.J. Carswell/James Hawkins
2005.....	B.J. Lane
2006.....	Ken Brantley
2007.....	Pat Watson
2008.....	Nick Davis
2009.....	Scott Albert, Brandon Jackson

Orange Helmet Award

The Orange Helmet Award is presented to a player who possesses the most spirit, intensity and passion for football.

2001.....	Chad Long
2002.....	Greg Kupke
2003.....	Jason Morton/Jimmy Williams
2004.....	Cole Magner
2005.....	P.J. Pope
2006.....	Terrel White
2007.....	Sean O'Drobinak
2008.....	Nate Waldron
2009.....	Cody Basler

Future Award

The Future Award is presented to a rookie who show outstanding scout team effort.

2001.....	T. J. Carswell
2002.....	Jamien Johnson
2003.....	Devon Parks

2004.....	Kory Lichtensteiger, Pete Winovich
2005.....	Antonio Smith
2006.....	Jahmal Brown
2007.....	Willie Geter/Sinisa Vrvilo
2008.....	Adrien Spencer
2009.....	Chris Jones

Captains Award

The Captains Award is voted on by team members.

2001.....	Khary Campbell
	Kurt Gerling, Ryan Wingrove
	Malcolm Robinson
2002.....	Chris Haneline, Jon Mazur,
	Andy Sahm, Robert Redd
2003.....	Craig Jarrett, Jovon Burkes,
	Mitch Hewitt, Josh Harris
2004.....	Jovon Burkes, Keon Newson
	Cole Magner, Scott Mruczkowski
2005.....	Teddy Piepkow, Steve Sanders,
	Rob Warren, Mike Thaler, Omar Jacobs
2006.....	Ken Brantley, Kory Lichtensteiger
	Devon Parks, Brad Williams
2007.....	Loren Hargrove, Kory Lichtensteiger,
	Antonio Smith, Corey Partridge,
	Sean O'Drobinak
2008.....	Antonio Smith, John Haneline,
	Jeff Fink, Corey Partridge, Brandon Curtis
2009.....	Tyler Sheehan, Freddie Barnes,
	Jahmal Brown, Jimmy Scheidler,
	Cody Basler

Aaron Richardson Award

The Aaron Richardson Award is given to the top walkon in the program. Richardson was a member of the Falcons for one day when he died suddenly in practice in 2004.

2004.....	Andy Wenstrup
2005.....	Aaron Burkart
2006.....	Matt Emans, Tommy Smith
2007.....	Garth Hartung
2008.....	Zach Akenberger
2009.....	Justus Jones



RECORD BOOK • HALL OF FAME


BGSU HALL OF FAME



Bill Bradshaw



Bernie Casey



Paul Miles



Bob Schnelker



Cris Shale



John Spengler

Player	Inducted
Carl C. Bachman '25	1966
George Baldwin '47	1991
Martin Bayless '84	1989
Bruce Bellard '48	1984
Ronald Blackledge '60	1972
Wayne M. Bordner '46	1980
William H. Bradshaw '55	1987
Steve L. Brudzinski '41	1967
Charles Buckenmeyer '46	1973
Bernard T. Casey '61	1966
Chester A. Chapman '32	1965
Charles S. Clucas '21	1967
Robert Colburn '60	1977
Jay Cunningham '65	1991
Victor DeOrio '59	1977
Vern Dunham '49	1989
Fred E. Durig '53	1975
Harold I. Filiere '29	1969
Jack E. Giroux '57	1980
Joseph D. Green '70	1975
Jeff Groth '79	1984
Josh Harris '04	2016
John A. Hartman '35	1966
Ron Heard '90	2005
Jack Hecker '56	1964
Stan Hunter '86	1992
James R. Inman '37	1966
Carlos Jackson '58	1977
Dewey B. Johnson '46	1968
Kyle Kramer	2011
James C. Knierim '48	1970
James W. Ladd '54	1969
Ivan E. Lake '24	1964
Brian Leaver '24	2006
Mac's Leitman '30	1971
Kory Lichtensteiger '07	2018
Donald Lisbon '63	1980
Adolph Madaras '40	1995
Fred Marsh '33	1985
David B. Martin '47	1970
Dave McClain '60	1986
Brian McClure '85	1991
Paul Miles '74	1990

Player	Inducted
Mark Miller '78	1983
Kenneth Mollenkopf '31	1965
John T. Murnen '58	1979
Ford Murray '35	2005
Donald E. Nehlen '58	1978
Hayden Olds '27	1983
Vince Palko '95	2006
Charles E. Perry '59	1986
Doyt L. Perry '32	1971
R. David Preston '77	1982
Ronnie Redd '95	2008
Bill Regnier '64	2005
Robert L. Reynolds '64	1973
James A. Rivers '67	1981
Kenneth E. Russell '57	1967
Allen Sawdy, Trainer	1967
Robert Schnelker '51	1964
Cris Shale '91	1996
Glenn M. Sharp, Eq. Manager	1982
Edmund J. Siminski '40	1965
Franklin G. Skibbie '26	1964
Doug Smith '78	1986
Larry Smith '62	1991
John Spengler '81	1989
Warren E. Steller, Coach	1965
Clifford A. Stevenson '32	1967
Claitus Stough '20	1991
Fred Sturt '73	1992
Mark Szlachcic '93	2003
Andy Tracy '96	2006
Phillip Villapiano '71	1976
Michael R. Weger '67	1972
Erik White '93	2003
Robert H. Whittaker, Coach	1968
Earl R. Wittmer '24	1966
Stew Williams '67	1991
Jack B. Woodland '49	1967
Dick Young, Asst. Coach	2000
Andre Young	2004
Jim Young '56	1988
Robert A. Younkin '26	1965
Robert Zimpfer '60	1974
1959 Team	2013

DOYT L. PERRY

1988 College Football Hall of Fame Inductee

The year 1988 will be fondly remembered by many who are associated with the football program at BGSU. That year Doyt L. Perry, a former player, coach and administrator was recognized by the National Football Foundation with its top honor, induction into the College Football Hall of Fame.

Perry traveled to New York in December of 1988 for the Foundation's Hall of Fame dinner and was officially enshrined into the College Football Hall of Fame in June, 1989, in ceremonies held at Kings Island, Ohio.

Perry's association with BGSU dates back to the 1920s when he lettered nine times in three sports (football, basketball and baseball). The Croton, Ohio native received his degree in 1932. He began coaching on the high school level before becoming an assistant at Ohio State in 1951.

Perry returned to his alma mater in 1955, leading the football program to a 77-11-5 (.855) record over the next 11 years. His teams won five Mid-American Conference titles and one national college division championship in 1959. Perry's winning percentage ranks fifth on the all-time NCAA list.

Perry, who retired from coaching in 1964 to become BGSU's athletic director, developed such outstanding coaches as Bill Mallory, Don Nehlen, Larry Smith, and the late Dave McClain. Many more of Perry's former assistants and players have gone on to enjoy success in the coaching profession.

Perry passed away in February of 1992. At his memorial service former Michigan coach Bo Schembechler, an assistant on Perry's 1955 staff, said, "I don't believe I can name a coach, anywhere, anytime, anyhow, who did it better than Doyt Perry."

A documentary on Perry's career was released in May of 1998. It was produced by WBGU-TV.





RECORD BOOK • MILESTONES

100-YARD RUSHERS

Date	Opponent	Name	Car.	Yds.	Score
11/17/18	at Akron.....	Andrew Clair	12	112	21-6
10/6/18	at Toledo	Andrew Clair	12	118	36-52
9/1/18	at Oregon.....	Andrew Clair	25	113	24-58
11/21/17	at Eastern Michigan	Josh Cleveland	15	150	31-34
10/31/17	at Kent State	Andrew Clair	8	111	44-16
10/21/17	Northern Illinois	Andrew Clair	15	108	17-48
10/14/17	Ohio	Andrew Clair	18	148	30-48
10/7/17	at Miami	Andrew Clair	16	121	37-29
		Josh Cleveland	10	117	37-29
11/25/16	Buffalo.....	Fred Coppet	20	160	27-19
		Josh Cleveland	16	109	27-19
		Donovan Wilson	25	107	27-19
11/15/16	Kent State	Donovan Wilson	30	146	42-7
		Josh Cleveland	8	131	42-7
		Fred Coppet	19	105	42-7
11/9/16	at Northern Illinois	Donovan Wilson	21	119	38-28
		Fred Coppet	16	116	38-28
10/15/16	at Toledo	Fred Coppet	17	104	35-42
10/1/16	Eastern Michigan	Fred Coppet	25	141	25-28
9/17/16	Middle Tennessee State.....	Josh Cleveland	18	153	21-41
		Fred Coppet	27	117	21-41
12/4/15	vs. Northern Illinois	Travis Greene	29	183	34-14
11/24/15	at Ball State	Fred Coppet	11	108	48-10
		Matt Domer	3	105	48-10
11/11/15	at Western Michigan.....	Travis Greene	24	170	41-27
11/4/15	Ohio	Travis Greene	13	106	62-24
10/10/15	UMass.....	Travis Greene	15	122	62-38
10/3/15	at Buffalo.....	Travis Greene	17	119	28-22
9/12/15	at Maryland.....	Fred Coppet	15	109	48-27
12/5/14	vs. Northern Illinois	Travis Greene	18	105	17-52
11/28/14	Ball State	Travis Greene	14	159	24-41
		Fred Coppet	16	140	24-41
11/12/14	Kent State	Andre Givens	38	157	30-20
11/4/14	at Akron.....	Fred Coppet	18	113	27-10
		Andre Givens	14	101	27-10
9/27/14	at UMass.....	Travis Greene	20	110	47-42
9/13/14	Indiana.....	Travis Greene	24	123	45-42
9/6/14	VMI.....	Travis Greene	18	129	48-7
12/6/13	vs. Northern Illinois	Travis Greene	26	133	47-27
11/29/13	at Buffalo.....	Travis Greene	30	129	24-7
11/23/13	at Eastern Michigan	Travis Greene	15	126	58-7
11/12/13	Ohio	Travis Greene	22	149	49-0
11/5/13	at Miami	Travis Greene	14	112	45-3
10/5/13	UMass.....	Travis Greene	22	160	28-7
9/28/13	Akron.....	Travis Greene	24	142	31-14
9/21/13	Murray State	Travis Greene	17	133	48-7
9/7/13	at Kent State	Travis Greene	24	145	41-22
11/7/12	at Ohio	Anthon Samuel	29	181	26-14
10/27/12	Eastern Michigan	John Pettigrew	24	136	24-3
10/13/12	Miami	Anthon Samuel	22	171	37-12
10/6/12	at Akron.....	Anthon Samuel	15	117	24-10
9/29/12	Rhode Island.....	Anthon Samuel	17	127	48-8
9/15/12	at Toledo	Anthon Samuel	16	112	15-27
10/22/11	Temple	Anthon Samuel	18	112	13-10
10/15/11	Toledo	Anthon Samuel	25	105	21-28
9/24/11	at Miami	Anthon Samuel	16	121	37-23
9/10/11	Morgan State.....	Anthon Samuel	11	122	58-13
9/1/11	at Idaho	Anthon Samuel	22	141	32-15
10/30/10	at Central Michigan.....	Willie Geter	26	103	17-14
9/18/10	vs. Marshall.....	Willie Geter	31	100	44-28
11/27/09	vs. Toledo	Willie Geter	16	116	38-24
11/28/08	at Toledo	Willie Geter	12	160	38-10
11/1/08	vs. Kent State.....	Tyler Sheehan	14	109	45-30

10/11/08	at Akron.....	Anthony Turner	19	126	37-33
11/2/07	vs. Akron	Anthony Turner	12	104	44-20
10/20/07	at Kent State	Willie Geter	22	203	31-20
11/4/06	at Akron.....	Anthony Turner	22	105	28-35
10/28/06	at Temple	Chris Bullock	29	182	14-28
9/30/06	at Ohio	Chris Bullock	21	114	21-9
9/9/06	Buffalo.....	Anthony Turner	23	127	48-40
9/2/06	vs. Wisconsin.....	Freddie Barnes	29	158	14-35
10/15/05	at Buffalo.....	B.J. Lane	25	141	27-7
12/22/04	Memphis.....	P.J. Pope	28	151	52-35
11/13/04	Marshall.....	P.J. Pope	25	117	56-35
11/06/04	Western Michigan.....	P.J. Pope	12	205	52-0
	Western Michigan.....	B.J. Lane	23	118	52-0
10/30/04	Eastern Michigan	P.J. Pope	19	128	41-20
10/2/04	at Temple	P.J. Pope	8	106	70-16
11/22/03	at Ball State	B.J. Lane	6	115	41-14
10/18/03	at Eastern Michigan	P.J. Pope	22	122	33-20
9/13/03	Liberty.....	P.J. Pope	14	162	62-3
11/23/02	Eastern Michigan	P.J. Pope	15	143	63-21
11/2/02	at Kent State	Joe Alls	21	179	45-14
10/26/02	Ball State	Joe Alls	19	103	38-20
10/12/02	at Central Michigan.....	Josh Harris	22	138	45-35
10/05/02	Ohio	P.J. Pope	13	117	72-21
9/21/02	at Kansas	Joe Alls	20	167	39-16
9/14/02	Missouri.....	Joe Alls	16	119	51-28
11/23/01	Toledo	Josh Harris	22	117	56-21
11/10/01	at Ohio	Josh Harris	28	148	17-0
10/13/01	at Western Michigan.....	John Gibson	16	116	28-37
9/29/01	at Marshall.....	Joe Alls	17	107	31-37
9/1/01	at Missouri.....	Joe Alls	17	107	20-13
10/14/00	at Miami	Josh Harris	18	103	10-24
10/7/00	Akron.....	John Gibson	35	149	21-27
11/13/99	Ball State	Joe Alls	25	155	35-14
10/30/99	Central Michigan.....	Joe Alls	29	134	31-7
10/2/99	Toledo	Godfrey Lewis	31	124	34-23
11/21/98	at Northern Illinois	Godfrey Lewis	27	147	34-23
10/24/98	Kent.....	Steve Holmes	27	220	42-21
10/3/98	Ohio	Godfrey Lewis	29	191	35-7
9/20/97	at Akron.....	Robbie Hollis	23	107	31-28
9/28/96	Central Michigan.....	Courtney Davis	30	116	31-27
9/21/96	at Miami	Courtney Davis	32	108	14-10
9/14/96	Temple	Courtney Davis	34	119	20-16
11/4/95	Ohio	Keylan Cates	43	180	33-7
9/16/95	Akron.....	Keylan Cates	31	186	50-12
10/8/94	Ohio	Courtney Davis	18	103	32-0
10/1/94	at Cincinnati.....	Keylan Cates	20	110	38-0
11/20/93	Western Michigan.....	Zeb Jackson	30	113	14-14
11/13/93	at Central Michigan.....	Zeb Jackson	27	104	15-17
11/6/93	Kent.....	Zeb Jackson	21	127	40-7
10/30/93	at Miami	Zeb Jackson	29	123	30-25
10/23/93	at Ball State	Zeb Jackson	30	112	26-26
10/9/93	at Ohio	Zeb Jackson	27	131	20-0
9/11/93	Cincinnati.....	Zeb Jackson	29	127	21-7
12/18/92	Nevada.....	Zeb Jackson	22	113	35-34
10/31/92	Miami	Zeb Jackson	24	130	44-24
		LeRoy Smith	17	111	44-24
10/17/92	at Toledo	Zeb Jackson	23	112	10-9
10/10/92	Ohio	Zeb Jackson	15	100	31-14
10/3/92	at Central Michigan.....	George Johnson	29	109	17-14
11/9/91	Kent.....	LeRoy Smith	25	100	35-7
8/31/91	Eastern Michigan	LeRoy Smith	37	155	17-6
10/20/90	Eastern Michigan	George Johnson	21	108	25-15
9/2/90	at Cincinnati.....	LeRoy Smith	16	112	34-20
		George Johnson	14	107	34-20
10/8/88	Ohio	Charles Edgerton	19	111	42-0
11/21/87	Central Michigan.....	Mike McGee	10	116	18-17



RECORD BOOK • MILESTONES

9/19/87	at Ball State	Mike McGee	13	112	24-0	9/21/74	Dayton	Dave Preston	30	137	41-21
10/25/86	at Kent	Jeff Davis	15	107	31-15	11/17/73	Northern Illinois	Phil Polak	29	150	21-20
10/4/86	Western Michigan	Jeff Davis	18	154	17-3	11/3/73	at Ohio	Paul Miles	28	131	23-24
9/6/86	Ohio	Jeff Davis	27	149	21-16	10/27/73	at Marshall	Paul Miles	24	116	24-21
11/16/85	Toledo	Bernard White	27	104	21-0	10/6/73	Toledo	Paul Miles	38	182	49-35
10/26/85	Kent	Bernard White	25	118	26-14	9/29/73	Western Michigan	Paul Miles	36	196	31-20
10/12/85	at Eastern Michigan	Bernard White	17	102	42-24	9/15/73	at Syracuse	Paul Miles	26	113	41-14
9/28/85	Akron	Bernard White	31	148	27-22	11/4/72	Ohio	Paul Miles	30	194	17-0
11/10/84	Ohio	Bernard White	13	123	28-7			Phil Polak	17	100	17-0
9/29/84	Eastern Michigan	Bernard White	29	148	35-27	10/28/72	Marshall	Paul Miles	27	217	46-7
9/22/84	at Miami	Bernard White	24	127	41-10	10/21/72	at San Diego State	Paul Miles	22	151	19-35
9/8/84	Richmond	Bernard White	23	143	55-28	10/14/72	Kent	Phil Polak	15	140	10-14
11/12/83	at Ohio	Darryl Story	27	139	24-20	10/8/72	at Toledo	Paul Miles	37	108	19-8
11/5/83	Ball State	Darryl Story	37	225	45-30			Phil Polak	21	101	19-8
10/15/83	at Western Michigan	Darryl Story	20	116	23-20	11/13/71	Xavier	Paul Miles	23	117	27-42
12/18/82	at Fresno State	Chip Otten	25	110	28-29	11/6/71	at Texas-Arlington	Paul Miles	29	145	34-17
11/13/82	Eastern Michigan	Chip Otten	32	205	24-7	10/23/71	Miami	Paul Miles	33	102	33-7
11/6/82	Ball State	Chip Otten	31	107	28-7	10/16/71	at Kent	Paul Miles	32	192	46-33
9/18/82	at Central Michigan	Bryant Jones	37	148	34-30	10/9/71	Toledo	Paul Miles	35	149	7-24
9/4/82	Ohio	Bryant Jones	22	110	40-0	9/25/71	East Carolina	Paul Miles	27	129	47-21
11/14/81	at Eastern Michigan	Bryant Jones	24	142	28-0	9/18/71	at Ohio	Paul Miles	27	115	20-19
10/31/81	Kent	Bryant Jones	46	212	13-7	10/17/70	Kent	Julius Livas	25	107	44-0
10/24/81	Toledo	Bryant Jones	27	123	38-0	11/2/68	Marshall	Fred Matthews	29	143	54-28
10/17/81	at Northern Illinois	Bryant Jones	34	152	17-10	9/28/68	Dayton	Fred Matthews	29	120	20-14
9/26/81	at Michigan State	Bryant Jones	20	109	7-10	11/25/67	at Cal State Los Angeles	Ed Coletti	13	106	42-27
10/11/80	at Toledo	Bryant Jones	23	108	17-6	11/18/67	Northern Illinois	Bob Zimpfer	17	134	17-7
9/27/80	at Kentucky	Bryant Jones	24	105	20-21			Chuck Radich	22	107	17-7
9/20/80	Long Beach State	Bryant Jones	23	108	17-6	10/2/67	at Kent	Bob Zimpfer		110	7-6
11/17/79	at Ohio	Kevin Folkes	16	106	21-48	11/19/66	at Temple	Chuck Radich	16	108	62-20
11/10/79	Southern Mississippi	Kevin Folkes	26	119	31-27			Dave Cranmer	14	106	62-20
11/3/79	at Kentucky	Kevin Folkes	17	122	14-20	10/1/66	Dayton	Stew Williams	29	139	13-0
10/7/78	at Toledo	Dave Windatt	20	139	45-27	10/30/65	Miami	Stew Williams	20	101	7-23
		Mike Wright	13	131	45-27	10/17/64	at Toledo	Tony Trent	8	143	31-14
		Dave Cassell	20	125	45-27			Stew Williams	16	113	31-14
9/23/78	Grand Valley	Doug Wiener	18	120	49-3	11/23/63	Xavier	Jim Wisser	24	151	26-15
9/16/78	at Eastern Michigan	Doug Wiener	20	103	43-6	9/21/63	Detroit	Jay Cunningham	23	101	27-14
11/12/77	at Ohio	Dave Windatt	28	200	39-27	11/18/61	at Southern Illinois	Russ Hepner	15	111	20-0
10/8/77	Toledo	Dan Saleet	27	116	21-13	10/14/61	Toledo	Russ Hepner	23	105	17-6
9/17/77	at Eastern Michigan	Dan Saleet	22	146	6-16	11/19/60	at Texas Western	Don Lisbon	18	138	21-0
11/20/76	at Tennessee-Chattanooga	Dave Preston	29	131	29-49	10/22/60	Kent	Don Lisbon	14	119	28-0
11/13/76	Southern Illinois	Doug Wiener	28	130	35-7	9/24/60	Marshall	Chuck Comer	18	127	14-7
11/6/76	Ohio	Dave Preston	24	111	26-31	11/13/58	Marshall	Harold Furcron	10	110	21-7
10/30/76	Central Michigan	Dave Preston	35	143	28-38	11/6/58	Ohio	Jerry Dianiska	13	118	33-6
10/23/76	at Miami	Dave Preston	31	107	7-9	10/18/58	at Toledo	Bob Ramlow	17	147	31-16
10/9/76	at Toledo	Steve Holovacs	16	119	29-28	10/4/58	at Dayton	Bob Ramlow	18	104	25-0
10/2/76	at Western Michigan	Dave Preston	22	144	31-28	9/27/58	Lockbourne Air Force Base	Bob Ramlow	10	114	27-6
9/25/76	San Diego State	Dave Preston	26	111	15-27	10/19/57	Toledo	Floyd Lennox	16	104	29-0
9/11/76	at Syracuse	Dave Preston	30	127	22-7	10/27/56	Marshall	Jack Giroux	21	100	34-12
11/22/75	at Texas-Arlington	Dan Saleet	25	121	17-21	10/13/56	at Baldwin-Wallace	Vic DeOrio	22	157	32-21
		Dave Preston	33	106	17-21			Don Nehlen	7	105	32-21
11/15/75	at Southern Illinois	Jim Gause	11	133	48-6	9/29/56	at Western Michigan	Vic DeOrio	24	135	27-13
		Dave Preston	20	106	48-6	9/22/56	Kent	Vic DeOrio	18	133	17-0
		Dan Saleet	13	100	48-6	11/12/55	at Ohio	Carlos Jackson	17	106	13-0
11/8/75	at Ohio	Dave Preston	30	130	19-17	10/21/55	Toledo	Carlos Jackson	17	134	39-0
11/1/75	Ball State	Dave Preston	30	119	20-27	10/1/55	Western Michigan	Vic DeOrio	12	101	35-0
10/18/75	at Kent	Dan Saleet	22	162	35-9	9/17/55	Defiance	Larry Kent	11	129	40-0
10/4/75	Western Michigan	Marcus Johnson	21	102	28-0	10/30/54	at Kent	Jim Bryan	17	117	25-28
9/27/75	at Dayton	Dan Saleet	32	202	21-14	11/15/52	Ohio	Fred Durig	22	125	14-33
		Dave Preston	29	147	21-14	11/8/52	Youngstown State	Fred Durig	22	127	50-0
11/23/74	at San Diego State	Dave Preston	41	113	21-21	11/1/52	at Kent	Roger McKenzie	11	130	44-21
11/16/74	at Southern Mississippi	Dave Preston	37	164	38-20	10/11/52	at Bradley	Fred Durig	36	141	21-14
11/9/74	Arkansas State	Dave Preston	33	127	17-0	10/4/52	at Ohio Wesleyan	Fred Durig	13	121	45-0
11/2/74	Ohio	Dave Preston	30	166	22-33	9/20/52	Central Michigan	Fred Durig	21	113	20-7
10/26/74	Marshall	Dave Preston	26	191	28-3	11/17/51	at Bradley	Fred Durig	29	206	20-6
10/12/74	Kent	Dave Preston	28	179	26-10	11/10/51	at Youngstown State	Fred Durig	20	171	20-0
10/5/74	at Toledo	Dave Preston	38	185	19-24	11/3/51	Kent	Fred Durig	27	186	27-27



RECORD BOOK • MILESTONES

10/27/51	Toledo	Fred Durig	29	171	6-12
10/20/51	at Baldwin-Wallace	Fred Durig	21	175	27-20
10/6/51	Mount Union	Fred Durig	20	141	13-26
9/29/51	at Miami	Fred Durig	16	128	7-46
9/22/51	Ohio Wesleyan	Fred Durig	26	170	23-13
11/4/50	at Kent	Richard Pont	23	106	6-19
10/21/50	Baldwin-Wallace	Richard Pont	24	152	34-34
10/7/50	Bradley	Norb Cowan	21	136	20-14
	Richard Pont	13	118	20-14
11/5/49	Kent	Jack Woodland	32	154	27-6
10/29/49	at John Carroll	Jack Woodland	19	122	24-38
10/22/49	at Baldwin-Wallace	Jack Woodland	16	113	21-34
10/16/48	Morris Harvey	Jack Woodland	8	109	48-6
11/15/47	Northern Iowa	Jack Woodland	15	135	19-7

100-YARD RECEIVERS

Date	Opponent	Player	Rec	Yds	Score
11/23/18	Buffalo	Scott Miller	4	115	14-44
11/17/18	at Akron	Scott Miller	6	100	21-6
10/20/18	at Ohio	Scott Miller	6	145	14-49
10/13/18	Western Michigan	Scott Miller	8	206	35-42
9/29/18	at Georgia Tech	Scott Miller	10	117	17-63
9/1/18	at Oregon	Scott Miller	13	166	24-58
11/21/17	at Eastern Michigan	Datrin Guyton	5	112	31-34
11/7/17	at Buffalo	Scott Miller	10	108	28-38
10/7/17	at Miami	Teo Redding	8	197	37-29
9/23/17	at MTSU	Scott Miller	8	112	13-24
9/9/17	South Dakota	Datrin Guyton	5	158	27-35
10/22/16	Miami	Scott Miller	11	178	26-40
10/15/16	at Toledo	Scott Miller	8	149	35-42
10/1/16	Eastern Michigan	Scott Miller	11	148	25-28
9/10/16	North Dakota	Scott Miller	5	161	28-27
11/17/15	Toledo	Gehrig Dieter	13	103	28-44
11/4/15	Ohio	Gehrig Dieter	9	136	62-24
	Roger Lewis	6	102	62-24
10/24/15	at Kent State	Ronnie Moore	7	151	48-0
	Roger Lewis	4	102	48-0
10/17/15	Akron	Roger Lewis	6	118	59-10
10/10/15	UMass	Roger Lewis	8	142	62-38
10/3/15	at Buffalo	Roger Lewis	10	201	28-22
9/19/15	Memphis	Roger Lewis	7	261	41-44
9/12/15	at Maryland	Roger Lewis	15	200	48-27
9/5/15	vs. Tennessee	Gehrig Dieter	7	133	30-59
12/20/14	vs. South Alabama	Roger Lewis	4	137	33-28
	Gehrig Dieter	7	108	33-28
11/12/14	Kent State	Roger Lewis	3	116	30-20
	Ryan Burbrink	8	11	30-20
10/11/14	at Ohio	Roger Lewis	6	100	31-13
10/4/14	Buffalo	Ronnie Moore	9	178	47-42
9/27/14	at UMass	Roger Lewis	9	148	47-42
	Ryan Burbrink	11	132	47-42
	Ronnie Moore	9	109	47-42
9/13/14	Indiana	Roger Lewis	16	149	45-42
9/6/14	VMI	Roger Lewis	6	140	48-7
12/6/13	vs. Northern Illinois	Ronnie Moore	4	145	47-27
	Alex Bayer	7	124	47-47
11/29/13	at Buffalo	Shaun Joplin	6	149	24-7
11/23/13	at Eastern Michigan	Ronnie Moore	7	161	58-7
9/14/13	at Indiana	Shaun Joplin	7	104	10-42
9/7/13	at Kent State	Shaun Joplin	6	113	41-22
	Ryan Burbrink	2	101	41-22
11/17/12	Kent State	Chris Gallon	10	213	24-31
9/8/12	Idaho	Shaun Joplin	7	117	21-13
11/8/11	Northern Illinois	Kamar Jorden	8	152	14-45
10/29/11	at Kent State	Kamar Jorden	12	203	15-27

10/15/11	Toledo	Kamar Jorden	7	106	21-28
10/8/11	at Western Michigan	Kamar Jorden	4	103	21-45
9/17/11	Wyoming	Kamar Jorden	9	101	27-28
9/10/11	Morgan State	Eugene Cooper	6	134	58-13
9/1/11	at Idaho	Eugene Cooper	4	110	32-15
11/26/10	vs. Western Michigan	Kamar Jorden	8	114	7-41
10/16/10	at Temple	Kamar Jorden	12	143	27-28
10/9/10	at Ohio	Kamar Jorden	8	129	25-49
9/11/10	at Tulsa	Kamar Jorden	14	168	20-33
9/4/10	at Troy	Kamar Jorden	9	111	27-30
12/30/09	vs. Idaho	Freddie Barnes	17	219	42-43
11/20/09	vs. Akron	Freddie Barnes	12	197	36-20
11/12/09	at Miami	Freddie Barnes	10	109	35-14
11/3/09	at Buffalo	Freddie Barnes	8	122	30-29
10/24/09	vs. Central Michigan	Freddie Barnes	14	172	10-24
10/17/09	at Ball State	Freddie Barnes	10	160	31-17
	Chris Wright	6	104	31-17
10/10/09	at Kent State	Freddie Barnes	22	278	36-35
9/19/09	at Marshall	Freddie Barnes	17	109	10-17
	Chris Wright	5	104	10-17
9/3/09	vs. Troy	Freddie Barnes	15	157	31-14
11/21/08	vs. Buffalo	Freddie Barnes	10	107	34-40
11/17/07	at Buffalo	Freddie Barnes	10	113	31-17
10/6/07	at Boston College	Freddie Barnes	8	112	24-55
	Corey Partridge	12	100	24-55
11/21/06	at Toledo	Corey Partridge	14	161	21-31
11/4/06	at Akron	Corey Partridge	10	107	28-35
10/22/05	Western Michigan	Charles Sharon	8	129	14-45
10/8/05	Ohio	Charles Sharon	10	185	38-14
10/1/05	Temple	Steve Sanders	5	108	70-7
9/10/05	at Ball State	Charles Sharon	9	121	40-31
	Steve Sanders	7	118	40-31
9/3/05	at Wisconsin	Corey Partridge	8	160	42-56
	Steve Sanders	6	127	42-56
	Charles Sharon	8	116	42-56
12/22/04	Memphis	Steve Sanders	7	123	52-35
	Charles Sharon	5	117	52-35
11/23/04	at Toledo	P.J. Pope	10	104	41-49
11/13/04	Marshall	Charles Sharon	5	168	56-35
	Steve Sanders	6	116	56-35
10/30/04	Eastern Michigan	Charles Sharon	10	143	41-20
10/23/04	at Ohio	Steve Sanders	9	185	41-16
10/9/04	at Central Michigan	Steve Sanders	6	107	38-14
10/2/04	at Temple	Charles Sharon	5	103	70-16
	Steve Sanders	5	103	70-16
11/29/03	Toledo	Charles Sharon	8	120	31-23
11/15/03	Kent State	Charles Sharon	7	178	42-33
10/25/03	Northern Illinois	Charles Sharon	6	123	34-18
	Cole Magner	7	100	34-18
10/11/03	at W. Michigan	Cole Magner	11	140	32-21
9/20/03	at Ohio State	Cole Magner	13	168	17-24
9/6/03	at Purdue	Cole Magner	8	127	27-26
	James Hawkins	3	106	27-26
8/28/03	Eastern Kentucky	James Hawkins	7	128	63-13
11/16/02	at South Florida	Robert Redd	11	128	7-29
11/9/02	at Northern Illinois	Robert Redd	14	119	17-26
9/14/02	Missouri	Robert Redd	10	209	51-28
	James Hawkins	5	112	51-28
11/23/01	Toledo	Robert Redd	6	127	56-21
11/17/01	at Northweten	Robert Redd	12	168	43-42
	David Bautista	10	155	43-42
9/29/01	at Marshall	Robert Redd	9	215	31-37
10/14/00	at Miami	David Bautista	7	106	10-24
10/7/00	Akron	David Bautista	8	104	21-27
9/9/00	Pittsburgh	David Bautista	9	109	16-34
11/20/99	at Central Florida	Kurt Gerling	7	11933-30	(ot)



RECORD BOOK • MILESTONES

10/16/99	at Akron.....	Kurt Gerling	9	183	25-55	10/23/76	at Miami.....	Jeff Groth	9	125	7-9
		Aaron Alexander	7	105	25-55	10/16/76	Kent.....	Jeff Groth	5	113	17-13
10/9/99	Miami.....	Robert Redd	6	115	31-45	9/25/76	San Diego State.....	Dave Dudley	4	120	15-27
10/2/99	Toledo.....	Robert Redd	8	128	34-23	10/6/73	Toledo.....	Hal Thomas	5	103	49-35
9/25/99	at Kent.....	Robert Redd	8	126	27-41	11/13/71	Xavier.....	Rick Newman	7	128	27-42
11/7/98	Akron.....	Robert Redd	3	131	58-21	10/31/70	Marshall.....	Bill Pittman	11	151	26-24
10/3/98	Ohio.....	Kurt Gerling	5	126	35-7	11/22/69	Northern Illinois.....	Bob Zimpfer	3	100	38-23
11/1/97	at Kent.....	Terry Loville	8	118	20-29	11/15/69	at West Texas State.....	Bob Zimpfer	11	164	12-28
10/25/97	Toledo.....	Terry Loville	5	130	20-35	10/4/69	Western Michigan.....	Bob Zimpfer	9	123	21-10
10/4/97	Northern Illinois.....	Damron Hamilton	6	133	35-10	11/2/68	Marshall.....	Bob Zimpfer	7	101	54-28
10/5/96	at Toledo.....	Damron Hamilton	8	155	16-24	10/26/68	at Miami.....	Eddie Jones	6	103	7-31
9/30/95	at Temple.....	Eric Starks	7	134	37-31	10/19/68	Kent.....	Eddie Jones	6	103	30-7
11/12/94	Central Michigan.....	Ronnie Redd	5	110	33-36	9/28/68	Dayton.....	Bob Zimpfer	8	102	20-14
11/5/94	at Kent.....	Rameir Martin	5	130	22-16	11/12/66	Ohio.....	Eddie Jones	11	121	28-0
		Ronnie Redd	5	102	22-16	11/25/67	at Cal State Los Angeles.....	Dave Cranmer	2	101	42-27
10/22/94	Ball State.....	Ronnie Redd	4	111	59-36	10/8/66	at Western Michigan.....	Eddie Jones	4	103	14-16
11/13/93	at Central Michigan.....	Rameir Martin	6	102	15-17	11/8/41	at Wittenberg.....	Dewey Johnson	15	107	13-0
10/30/93	at Miami.....	Rameir Martin	6	115	30-25	11/1/41	at Kent.....	Eddie Wellner	20	108	12-6
10/16/93	Akron.....	Ronnie Redd	6	147	49-7	10/25/41	Heidelberg.....	Eddie Wellner	12	108	39-6
10/2/93	Toledo.....	Ronnie Redd	5	130	17-10						
9/4/93	at Virginia Tech.....	Rameir Martin	7	132	16-33						
9/19/92	Wisconsin.....	Mark Szlachcic	8	114	18-39						
9/3/92	Western Michigan.....	Mark Szlachcic	9	106	29-19						
12/14/91	at Fresno State.....	Mark Szlachcic	11	189	28-21						
11/16/91	at Ball State.....	Mark Szlachcic	5	130	14-13						
11/9/91	Kent.....	Mark Szlachcic	9	150	35-7						
10/19/91	Toledo.....	Mark Szlachcic	7	125	24-21						
9/8/90	at Virginia Tech.....	Mark Szlachcic	8	100	7-21						
11/18/89	at Tulsa.....	Ronald Heard	9	138	10-45						
11/11/89	at Western Michigan.....	Reggie Thornton	5	118	31-30						
11/4/89	Kent.....	Ronald Heard	5	111	51-28						
10/28/89	at Miami.....	Reggie Thornton	7	101	13-17						
10/7/89	at Ohio.....	Ronald Heard	6	128	31-28						
9/30/89	Akron.....	Ronald Heard	5	115	24-38						
9/23/89	Central Michigan.....	Reggie Thornton	10	132	24-20						
9/9/89	at East Carolina.....	Ronald Heard	9	103	6-41						
10/8/88	Ohio.....	Ronald Heard	4	144	42-0						
		Reggie Thornton	6	104	42-0						
11/14/87	at Eastern Michigan.....	Reggie Thornton	11	130	18-38						
11/7/87	Kent.....	Ronald Heard	4	114	30-20						
9/19/87	at Ball State.....	Ronald Heard	5	131	24-0						
9/5/87	at Penn State.....	Reggie Thornton	7	152	19-45						
11/23/85	at Ohio.....	Stan Hunter	10	175	38-17						
		Joe Boxley	8	151	38-17						
10/12/85	at Eastern Michigan.....	Greg Meehan	4	111	42-24						
10/5/85	at Western Michigan.....	Stan Hunter	8	118	48-7						
9/7/85	at Ball State.....	Stan Hunter	7	102	31-6						
11/17/84	at Kent.....	Stan Hunter	9	103	27-10						
10/20/84	Northern Illinois.....	Stan Hunter	7	119	28-6						
9/22/84	at Miami.....	Joe Boxley	8	115	41-10						
9/8/84	Richmond.....	Joe Boxley	7	143	55-28						
11/19/83	Kent.....	Stan Hunter	7	121	38-3						
11/5/83	Ball State.....	Stan Hunter	6	174	45-30						
10/29/83	Central Michigan.....	Mark Dowdell	13	175	15-14						
10/15/83	at Western Michigan.....	Stan Hunter	5	104	23-20						
10/1/83	at Eastern Michigan.....	Stan Hunter	10	148	26-21						
9/17/83	at Brigham Young.....	Stan Hunter	9	171	28-63						
9/10/83	at Fresno State.....	Andre Jackson	9	107	35-27						
11/25/82	at North Carolina.....	Shawn Potts	9	115	14-33						
11/13/82	Eastern Michigan.....	Shawn Potts	7	107	24-7						
10/9/82	at Miami.....	Greg Taylor	10	122	12-17						
		Shawn Potts	8	106	12-17						
9/4/82	Ohio.....	Shawn Potts	6	120	40-0						
9/19/81	at Ohio.....	Shawn Potts	7	138	21-23						
10/6/79	Toledo.....	Dan Shetler	5	101	17-23						
11/20/76	at Tennessee-Chattanooga.....	Jeff Groth	5	120	29-49						

300-YARD PASSERS

Date	Opp	Player	Cp-Att-Yds	Score
10/13/18	Western Michigan.....	Jarret Doege	21-34-379	35-42
9/29/18	at Georgia Tech.....	Jarret Doege	27-44-305	17-63
9/9/17	South Dakota.....	James Morgan	20-49-311	27-35
10/22/16	Miami.....	James Morgan	30-49-389	26-40
10/15/16	at Toledo.....	James Morgan	25-38-335	35-42
9/10/16	North Dakota.....	James Knapke	23-40-315	28-27
11/4/15	Ohio.....	Matt Johnson	26-35-365	62-24
10/24/15	at Kent State.....	Matt Johnson	27-40-430	48-0
10/17/15	Akron.....	Matt Johnson	25-30-357	59-10
10/10/15	UMass.....	Matt Johnson	33-39-450	62-38
10/3/15	at Buffalo.....	Matt Johnson	23-29-324	28-22
9/26/15	at Purdue.....	Matt Johnson	43-59-402	35-28
9/19/15	Memphis.....	Matt Johnson	28-44-443	41-44
9/12/15	at Maryland.....	Matt Johnson	36-55-491	48-27
9/5/15	vs. Tennessee.....	Matt Johnson	27-49-424	30-59
12/20/14	vs. South Alabama.....	James Knapke	25-39-368	33-28
11/12/14	Kent State.....	James Knapke	22-36-315	30-20
10/4/14	Buffalo.....	James Knapke	20-39-321	36-35
9/27/14	at UMass.....	James Knapke	38-59-443	47-42
9/13/14	Indiana.....	James Knapke	46-73-395	45-42
8/29/14	at Western Kentucky.....	Matt Johnson	25-36-313	31-59
12/6/13	vs. Northern Illinois.....	Matt Johnson	21-27-393	47-27
9/7/13	at Kent State.....	Matt Johnson	19-25-357	41-22
11/17/12	Kent State.....	Matt Schilz	22-44-355	24-31
10/29/11	at Kent State.....	Matt Schilz	29-49-400	15-27
9/17/11	Wyoming.....	Matt Schilz	34-55-437	27-28
12/30/09	vs. Idaho.....	Tyler Sheehan	33-47-387	42-43
11/20/09	Akron.....	Tyler Sheehan	23-32-338	36-20
11/3/09	at Buffalo.....	Tyler Sheehan	22-40-313	30-29
10/24/09	Central Michigan.....	Tyler Sheehan	35-55-341	10-24
10/17/09	at Ball State.....	Tyler Sheehan	28-41-376	31-17
10/10/09	at Kent State.....	Tyler Sheehan	44-63-505	36-35
10/3/09	Ohio.....	Tyler Sheehan	28-52-390	37-44
9/19/09	at Marshall.....	Tyler Sheehan	43-62-383	10-17
9/3/09	Troy.....	Tyler Sheehan	32-44-339	31-14
9/22/07	Temple.....	Tyler Sheehan	30-47-351	48-35
9/1/07	at Minnesota.....	Tyler Sheehan	34-51-388	32-31
10/8/05	Ohio.....	Omar Jacobs	26-41-381	38-14
10/1/05	Temple.....	Omar Jacobs	26-30-326	70-7
9/10/05	at Ball State.....	Omar Jacobs	27-43-428	40-31
9/3/05	at Wisconsin.....	Omar Jacobs	30-51-458	42-5
12/22/04	Memphis.....	Omar Jacobs	26-44-365	52-35
11/23/04	at Toledo.....	Omar Jacobs	60-36-415	41-49



RECORD BOOK • MILESTONES

11/13/04	Marshall.....	Omar Jacobs	24-37-389	56-35
11/6/04	Western Michigan.....	Omar Jacobs	17-20-300	52-0
10/30/04	Eastern Michigan.....	Omar Jacobs	30-44-333	41-20
10/23/04	at Ohio.....	Omar Jacobs	28-44-389	41-16
10/9/04	at C. Michigan.....	Omar Jacobs	31-42-387	38-14
10/2/04	at Temple.....	Omar Jacobs	21-26-367	70-16
12/26/03	Northwestern.....	Josh Harris	50-38-386	28-24
11/15/03	Kent State.....	Josh Harris	35-24-324	42-33
10/25/03	Northern Illinois.....	Josh Harris	43-27-438	34-18
9/20/03	at Ohio State.....	Josh Harris	33-54-326	17-24
9/6/03	at Purdue.....	Josh Harris	22-40-357	27-26
9/14/02	Missouri.....	Josh Harris	16-31-311	51-28
11/17/01	at Northwestern.....	Josh Harris	30-37-402	43-42
10/2/99	Toledo.....	Andy Sahm	20-30-302	34-23
11/5/94	at Kent.....	Ryan Henry	22-39-370	22-16
10/22/94	Ball State.....	Ryan Henry	17-30-340	59-36
11/7/92	at Kent.....	Erik White	24-45-312	28-22
9/28/91	at Navy.....	Erik White	28-41-307	22-19
11/4/89	Kent.....	Rich Dackin	23-38-376	51-28
10/14/89	Toledo.....	Rich Dackin	24-40-303	27-23
9/30/89	Akron.....	Rich Dackin	28-53-318	24-38
9/23/89	Central Michigan.....	Rich Dackin	25-39-301	24-20
11/14/87	at Eastern Michigan.....	Rich Dackin	34-56-340	18-38
11/7/87	Kent.....	Rich Dackin	23-32-349	30-20
11/23/85	at Ohio.....	Brian McClure	31-49-479	38-17
10/12/85	at Eastern Michigan.....	Brian McClure	22-37-320	42-24
9/14/85	at Kentucky.....	Brian McClure	30-48-309	30-26
10/20/84	Northern Illinois.....	Brian McClure	28-39-385	28-6
10/13/84	Western Michigan.....	Brian McClure	29-38-347	34-7
9/22/84	at Miami.....	Brian McClure	27-40-302	41-10
11/5/83	Ball State.....	Brian McClure	28-39-338	45-20
10/29/83	Central Michigan.....	Brian McClure	34-51-407	15-14
10/15/83	at Western Michigan.....	Brian McClure	28-48-312	23-20
10/1/83	at Eastern Michigan.....	Brian McClure	37-51-427	26-21
9/17/83	at Brigham Young.....	Brian McClure	30-46-362	28-63
10/9/82	at Miami.....	Brian McClure	29-41-312	12-17

100-YARD RUSHING GAMES

Name.....	Total
Travis Greene (2013-15).....	19
Dave Preston (1974-76).....	19
Paul Miles (1971-73).....	16
Fred Durig (1951-52).....	13
Zeb Jackson (1992-93).....	11
Fred Coppet (2014-16).....	10
Anthon Samuel (2011-12).....	10
Bryant Jones (1980-82).....	10
PJ Pope (2002-04).....	9
Joe Alls (1999-02).....	8
Bernard White (1984-85).....	8
Andrew Clair (2017-present).....	7

100-YARD RECEIVING GAMES

Name.....	Total
Roger Lewis (2014-15).....	13
Scott Miller (2015-18).....	12
Freddie Barnes (2007-09).....	12
Charles Sharon (2003-05).....	11
Kamar Jorden (2010-11).....	10
Robert Redd (1998-02).....	10
Stan Hunter (1983-85).....	10
Steve Sanders (2004-05).....	8
Ronald Heard (1987-89).....	8
Mark Szlachcic (1990-92).....	7
Reggie Thornton (1987-89).....	6

300-YARD PASSING GAMES

Name.....	Total
Matt Johnson (2013-15).....	12
Omar Jacobs (2004-05).....	12
Brian McClure (1982-85).....	12
Tyler Sheehan (2007-09).....	11
Josh Harris (2001-03).....	7
James Knapke (2014-16).....	6
Rich Dackin (1987-89).....	6
Matt Schilz (2011-12).....	3
James Morgan (2016-17).....	3



RECORD BOOK • MILESTONES

CAREER 1,000-YARD RUSHERS

1. Travis Greene (11-15).....	3,852
2. Dave Preston (73-76).....	3,423
3. Paul Miles (71-73).....	3,239
4. P.J. Pope (02-05).....	3,238
5. Fred Coppet (2013-16).....	2,833
6. Fred Durig (50-52).....	2,564
7. Josh Harris (00-03).....	2,473
8. Bryant Jones (80-82).....	2,357
9. LeRoy Smith (89-92).....	2,313
10. Willie Geter (07-10).....	2,156
11. Joe Alls (99-02).....	2,137
12. Zeb Jackson (90-93).....	2,044
13. Courtney Davis (93-96).....	2,011
14. Bernard White (84-85).....	1,985
15. Dan Saleet (74-77).....	1,965
16. Anthon Samuel (11-12).....	1,842
17. Keylan Cates (94-96).....	1,827
18. Chris Bullock (06-09).....	1,756
19. Jack Woodland (47-49).....	1,752
20. Anthony Turner (05-07).....	1,569
21. Stew Williams (64-66).....	1,550
22. Vic DeOrio (55-57).....	1,545
23. Josh Cleveland (16-17).....	1,442
24. Phil Polak (71-73).....	1,435
25. Chris Bullock (06-09).....	1,434
26. Godfrey Lewis (98-02).....	1,431
27. Andrew Clair (17-present).....	1,427
28. Bob Ramlow (56-58).....	1,384
29. Jay Cunningham (62-64).....	1,258
30. Dave Windatt (77-80).....	1,221
31. Don Lisbon (60-62).....	1,215
32. John Gibson (98-01).....	1,199
33. Mike Otten (79-82).....	1,182
34. B.J. Lane (02-05).....	1,799
35. Jeff Davis (84-87).....	1,177
36. Mike Wright (76-79).....	1,149
37. Rich Pont (49-51).....	1,073
38. Jack Giroux (54-56).....	1,046
39. Jerry Fields (69-71).....	1,027

CAREER 1,000-YARD RECEIVERS

1. Charles Sharon (02-05).....	3,450
2. Freddie Barnes (06-09).....	3,290
3. Scott Miller (15-18).....	2,867
4. Robert Redd (98-02).....	2,726
5. Ronnie Moore (13-16).....	2,701
6. Stan Hunter (82-85).....	2,679
7. Roger Lewis (14-15).....	2,637
8. Ronald Heard (86-89).....	2,491
9. Mark Szlachcic (89-92).....	2,446
10. Cole Wagner (01-04).....	2,385
11. Steve Sanders (02-05).....	2,324
12. Jeff Groth (75-78).....	2,268
13. Reggie Thornton (86-89).....	2,231
14. Ryan Burbrink (2011-15).....	2,213
15. Kamar Jorden (10-11).....	2,198
16. Ronnie Redd (91-94).....	2,196
17. Kurt Gerling (98-01).....	2,191
18. Corey Partridge (05-08).....	1,990
19. Shaun Joplin (10-13).....	1,850
20. Shawn Potts (79-82).....	1,618



Travis Greene broke the school's career rushing record in 2015 with 3,852 yards.

21. Ed Jones (66-68).....	1,615
22. David Bautista (00-01).....	1,576
23. Alex Bayer (10-13).....	1,543
24. Gehrig Dieter (2014-15).....	1,493
25. James Hawkins (01-04).....	1,483
26. Rameir Martin (91-94).....	1,453
27. Mark Dowdell (81-84).....	1,422
28. Bob Zimpfer (67-69).....	1,412
29. Dan Shetler (77-80).....	1,349
30. Jim Ladd (51-53).....	1,341
31. Teo Redding (13-17).....	1,328
32. Damron Hamilton (96-97).....	1,242
33. Kyle Hockman (87-89).....	1,210
34. Chris Wright (06-09).....	1,201
35. Greg Meehan (83-85).....	1,120
36. P.J. Pope (02-05).....	1,148
37. Jack Hecker (53-55).....	1,081
38. Joe Boxley (84-85).....	1,061



2019 BGSU FOOTBALL

12 MAC CHAMPIONSHIPS | 13 BOWL GAME APPEARANCES

RECORD BOOK • THROUGH THE YEARS

1919

Coach: John Stitt
 Captain: Dale Treece
 10/3 Toledo L 0-6
 10/18 at Defiance L 0-12
 10/22 Michigan Normal L 0-10
 Record: 0-3
 Points: 0, Opposition 28

1920

Coach: Walter Jean
 Captain: Charles Lucas
 10/5 at Findlay L 6-10
 10/12 at Michigan Normal L 0-74
 10/16 Heidelberg L 0-14
 10/23 Defiance L 28-46
 11/6 at Kent State W 7-0
 Record: 1-4
 Points: 41, Opposition 138

1921

Coach: Earl C. Krieger
 Captain: Franklin (Gus) Skibbie
 10/1 Kent State T 0-0
 10/7 at Defiance W 7-0
 10/15 Findlay W 151-0
 10/21 at Ashland L 0-27
 10/29 at Toledo W 20-7
 Record: 3-1-1
 Points: 178, Opposition 34

1922

Coach: Allen Snyder
 Captain: Orville Raberding
 9/30 at Ohio Northern L 0-27
 10/7 Adrian L 0-7
 10/14 at Findlay W 26-0
 10/19 Defiance W 22-0
 10/28 at Huntington W 38-6
 11/4 Toledo T 6-6
 11/11 at Kent State W 6-0
 Record: 4-2-1
 Points: 98, Opposition 46

1923

Coach: R. B. McCandless
 Captain: Robert A. Younklin
 9/29 Ohio Northern L 0-46
 10/6 at Heidelberg L 12-13
 10/13 Bluffton W 13-0
 10/19 Findlay W 26-3
 10/27 at Toledo L 0-27
 11/3 at Defiance L 7-17
 11/10 Ashland W 10-0
 11/24 at Baldwin-Wallace L 0-25
 Record: 3-5
 Points: 68, Opposition 131

1924

Coach: Warren E. Steller
 Captain: Ralph Castner
 10/11 at Capital L 0-19
 10/18 at Ashland W 13-6
 10/25 at Toledo L 7-12
 10/31 at Central Michigan L 0-21
 11/8 Defiance L 0-15
 11/15 at Bluffton W 6-0
 11/24 Cedarville W 34-0
 Record: 3-4
 Points: 60, Opposition 73

1925

Coach: Warren E. Steller
 Captain: Harry Crawford
 10/3 at Otterbein T 0-0
 10/10 Michigan Normal L 0-14
 10/16 Capital T 0-0
 10/24 at Findlay T 0-0
 10/31 at Defiance W 2-0
 11/7 Bluffton W 6-0
 11/20 Ashland W 26-14
 Record: 3-1-3
 Points: 34, Opposition 28

1926

Coach: Warren E. Steller
 Captain: Hayden Olds
 9/25 at Dayton L 0-41
 10/2 at Bluffton W 14-0
 10/9 Cedarville W 25-0
 10/23 Findlay L 6-7
 10/30 Central Michigan W 13-0
 11/6 Defiance W 30-7
 11/11 at Capital L 0-15
 11/20 at Detroit CC (Wayne) T 0-0
 Record: 4-3-1
 Points: 88, Opposition 70

1927

Coach: Warren E. Steller
 Captain: Ora Knecht
 9/24 at Otterbein T 0-0
 10/1 Ohio Northern W 6-2
 10/15 at Kent State W 13-0
 10/22 Detroit CC (Wayne) W 6-0
 10/29 at Findlay W 6-0
 11/11 at Defiance W 15-0
 11/19 Bluffton L 6-12
 Record: 5-1-1
 Points: 52, Opposition 14

1928

Coach: Warren E. Steller
 Captain: Harry Gwynn
 9/29 at Ohio Northern W 7-0
 10/13 at Bluffton W 6-0
 10/20 Toledo W 14-0
 11/3 Defiance T 12-12
 11/10 at Detroit CC (Wayne) W 20-0
 11/19 Findlay W 19-0
 11/26 Kent State T 6-6
 Record: 5-0-2
 Points: 84, Opposition 18

1929

Coach: Warren E. Steller
 Captain: Harold Treece
 9/28 Baldwin-Wallace L 0-18
 10/11 at Michigan Normal L 7-34
 10/18 Findlay W 23-0
 10/26 at Toledo T 0-0
 11/2 at Defiance W 6-0
 11/9 Bluffton W 15-0
 11/16 Detroit CC (Wayne) W 25-2
 Record: 4-2-1
 Points: 76, Opposition 54

1930

Coach: Warren E. Steller
 Captain: Chet Chapman
 9/27 Hope W 19-0
 10/4 at Baldwin-Wallace W 7-6
 10/11 at Bluffton W 13-6
 10/18 Defiance W 13-6
 10/25 at Findlay T 6-6
 11/1 Toledo T 0-0
 11/8 Albion W 30-7
 11/15 at Detroit CC (Wayne) W 19-7
 Record: 6-0-2
 Points: 107, Opposition 38

1931

Coach: Warren E. Steller
 Captain: Cliff Stevenson
 9/26 at Baldwin-Wallace T 0-0
 10/3 Mt. Union W 6-0
 10/10 at Western Reserve T 0-0
 10/17 Detroit CC (Wayne) W 13-0
 10/24 Bluffton T 0-0
 10/31 at Defiance L 0-15
 11/7 Findlay T 6-6
 11/14 Central Michigan W 6-0
 Record: 3-1-4
 Points: 31, Opposition 21

1932

Coach: Warren E. Steller
 Captain: Willard Schaller
 9/24 Baldwin-Wallace L 0-24
 10/1 at Mt. Union W 7-6
 10/14 at Bluffton L 0-14
 10/22 Defiance W 14-7
 10/29 at Hiram T 0-0
 11/5 Toledo W 12-6
 11/12 Ohio Northern L 0-20
 Record: 3-3-1
 Points: 33, Opposition 77

1933

Coach: Warren E. Steller
 Captain: Henry Fearnside
 9/30 Mt. Union L 6-7
 10/7 Bluffton W 19-0
 10/14 at Baldwin-Wallace L 6-58
 10/21 at Ohio Northern W 6-0
 10/27 at Toledo L 7-26
 11/4 Capital T 0-0
 11/10 Hiram T 0-0
 Record: 2-3-2
 Points: 44, Opposition 91

1934

Coach: Warren E. Steller
 Captain: Robert Lewis
 9/29 at Mt. Union L 0-12
 10/6 Otterbein W 20-7
 10/13 Kent State T 0-0
 10/20 at Hiram L 3-13
 10/27 at Capital W 13-0
 11/3 Toledo L 0-22
 11/10 Ohio Northern T 0-0
 Record: 2-3-2
 Points: 36, Opposition 54

1935

Coach: Harry Ockerman
 Captain: Jim Greetham
 10/5 Capital L 0-12
 10/12 Baldwin-Wallace L 0-41
 10/19 at Ohio Northern L 0-54
 10/26 at Kent State L 0-45
 11/2 at Toledo L 0-63
 11/9 Marietta L 0-31
 10/16 Hiram W 25-0
 Record: 1-6
 Points: 25, Opposition 246

1936

Coach: Harry Ockerman
 Captain: James Inman
 9/26 at Western Reserve L 0-40
 10/3 at Capital T 7-7
 10/10 Michigan Normal W 6-0
 10/17 at Wittenberg W 13-0
 10/24 Kent State L 0-6
 10/31 at Hiram W 13-0
 11/7 at Ashland W 20-0
 11/14 Ohio Northern T 7-7
 11/20 Heidelberg T 0-0
 Record: 4-2-3
 Points: 66, Opposition 60

1937

Coach: Harry Ockerman
 Captain: John Cheetwood
 9/25 Hiram W 12-0
 10/2 at Baldwin-Wallace L 0-21
 10/9 at Michigan Normal L 0-25
 10/16 Capital W 12-0
 10/23 Ohio Northern L 7-9
 10/30 at Kent State T 13-13
 11/6 Wittenberg L 0-12
 11/11 at Heidelberg W 12-0
 Record: 3-4-1
 Points: 56, Opposition 80

1938

Coach: Harry Ockerman
 Captain: Wayne Stewart
 9/24 at Capital T 0-0
 9/30 at John Carroll L 0-20
 10/8 Ashland W 50-0
 10/15 Wittenberg W 7-0
 10/22 at Ohio Northern T 0-0
 10/29 Michigan Normal T 7-7
 11/5 Kent State L 3-7
 11/12 at Hiram W 28-7
 Record: 3-2-3
 Points: 95, Opposition 41

1939

Coach: Harry Ockerman
 Captain: Edward Siminski
 9/30 Bluffton W 35-0
 10/7 Wayne W 9-0
 10/14 Capital L 6-7
 10/21 Otterbein W 26-6
 10/28 at Wittenberg W 19-13
 11/4 at Kent State W 34-0
 11/11 at Findlay T 7-7
 11/18 at Michigan Normal W 23-13
 Record: 6-1-1
 Points: 159, Opposition 46

1940

Coach: Harry Ockerman
 Captain: Steve Brudzinski
 10/5 Wittenberg L 0-14
 10/11 at Findlay W 14-7
 10/19 Michigan Normal W 15-0
 10/26 at Capital T 7-7
 11/2 Kent State L 0-13
 11/9 at Wooster W 26-14
 11/16 at Eastern Kentucky L 0-48
 11/21 at Wayne L 0-19
 Record: 3-4-1
 Points: 62, Opposition 122

1941

Coach: Robert H. Whittaker
 Captain: Edward Wellner
 9/27 Wooster T 14-14
 10/3 at Akron L 0-8
 10/11 at Miami W 9-0
 10/18 at Michigan Normal W 20-6
 10/25 Heidelberg W 39-6
 11/1 at Kent State W 12-6
 11/8 at Wittenberg W 13-0
 11/15 Findlay W 47-0
 11/20 Wayne W 19-0
 Record: 7-1-1
 Points: 173, Opposition 40

1942

Coach: Robert H. Whittaker
 Captain: Ralph Quesinberry
 9/26 Miami Naval W 39-0
 10/3 at Ohio Wesleyan L 14-15
 10/10 at Ball State W 26-14
 10/17 at Wayne W 20-6
 10/24 Miami W 7-6
 10/31 Kent State L 0-7
 11/7 Wittenberg W 10-0
 11/13 at Findlay T 0-0
 11/21 Grosse Isle Navy W 19-7
 Record: 6-2-1
 Points: 135, Opposition 55

1943

Coach: Robert H. Whittaker
 Captain: Wayne Bordner
 9/18 Ohio Wesleyan W 18-7
 9/25 at Xavier W 40-0
 10/2 Central Michigan W 36-0
 10/9 Patterson Field W 36-0
 10/16 Bunker Hill Navy L 12-13
 10/23 at Baldwin-Wallace T 7-7
 10/30 Alma W 24-0



RECORD BOOK • THROUGH THE YEARS

11/6 at Miami L 6-45
11/13 at Ohio Wesleyan L 20-32
Record: 5-3-1
Points: 194, Opposition 104

1944

Coach: Robert H. Whittaker
Captain: Donald Mohr
9/1 at Central Michigan W 20-19
9/9 Miami+ L 7-28
9/16 at Ohio Wesleyan W 13-6
9/23 Baldwin-Wallace L 6-13
9/30 Alma W 19-6
10/7 Ohio Wesleyan W 41-0
10/14 at Case W 20-18
10/21 at Bunker Hill Navy L 7-27
Record: 5-3
Points: 133, Opposition 117
+played in Toledo, Ohio

1945

Coach: Robert H. Whittaker
Captain: Patrick Mulvihill
8/31 at Alma W 15-0
9/7 Central Michigan W 19-6
9/14 at Baldwin-Wallace L 13-14
9/22 at Miami L 0-26
9/29 at Ohio University W 6-0
10/6 at Oberlin L 0-28
10/13 Case W 26-7
Record: 4-3
Points: 79, Opposition 81

1946

Coach: Robert H. Whittaker
Captains: Wayne Bordner, Stanley Yoder
9/28 at Central Michigan L 0-7
10/5 Ball State W 13-0
10/12 Miami L 0-6
10/19 at Kent State W 13-0
10/25 at Canisius W 13-7
11/2 Oberlin W 14-0
11/9 at St. Bonaventure L 9-13
11/16 Xavier W 33-6
Record: 5-3
Points: 95, Opposition 39

1947

Coach: Robert H. Whittaker
Captains: Wayne Bloker, James Knierim
9/20 at Xavier L 0-2
9/27 Central Michigan W 20-19
10/4 at Dayton L 13-20
10/11 at Miami L 19-33
10/18 Ohio University W 2-0
10/25 Kent State W 21-18
11/1 Findlay W 26-9
11/8 at St. Bonaventure L 14-21
11/15 Northern Iowa W 19-7
11/22 at William & Mary L 0-20
Record: 5-5
Points: 134, Opposition 149

1948

Coach: Robert H. Whittaker
Captain: Vern Dunham
9/25 at Ohio University W 13-7
10/2 at Central Michigan W 13-12
10/9 at Toledo W 21-6
10/16 Morris Harvey W 48-6
10/23 Baldwin-Wallace W 33-28
10/30 at Findlay W 28-7
11/6 at Kent State W 23-14
11/13 Morningside W 38-7
11/20 John Carroll T 13-13
Record: 8-0-1
Points: 230, Opposition 100

1949

Coach: Robert H. Whittaker
Captain: Jack Woodland
9/24 Rider W 47-14
10/1 Central Michigan W 20-0
10/8 at Toledo L 19-20
10/15 at Morris Harvey L 0-21

10/22 at Baldwin-Wallace L 21-34
10/28 at John Carroll L 24-38
11/5 Kent State W 27-6
11/12 at Mt. Union W 35-7
11/19 Eastern Kentucky L 13-21
Record: 4-5
Points: 206, Opposition 161

1950

Coach: Robert H. Whittaker
Captain: Doug Mooney
9/23 at Rider T 0-0
9/30 Miami L 6-54
10/7 Bradley W 20-14
10/14 at Central Michigan L 0-12
10/21 Baldwin-Wallace T 34-34
10/28 at Toledo W 39-14
11/4 at Kent State L 6-19
11/11 Youngstown W 22-7
11/18 at Eastern Kentucky L 7-34
Record: 3-4-2
Points: 134, Opposition 188

1951

Coach: Robert H. Whittaker
Captains: Ollie Glass, Eugene Aldridge
9/22 Ohio Wesleyan W 23-13
9/29 at Miami L 7-46
10/6 Mt. Union L 13-26
10/13 at Ohio University L 7-28
10/20 at Baldwin-Wallace W 27-20
10/27 Toledo L 6-12
11/3 Kent State T 27-27
11/10 at Youngstown W 20-0
11/17 at Bradley W 20-6
Record: 4-4-1
Points: 150, Opposition 178

1952

Coach: Robert H. Whittaker
Captain: Darrell Clay
9/20 Central Michigan W 20-7
9/27 Miami L 7-42
10/4 at Ohio Wesleyan W 45-0
10/11 at Bradley W 21-14
10/18 Baldwin-Wallace W 27-19
10/25 at Toledo W 29-19
11/1 at Kent State W 44-21
11/8 Youngstown W 50-0
11/15 Ohio University L 14-33
Record: 7-2
Points: 257, Opposition 155

1953

Coach: Robert H. Whittaker
Captain: James Ladd
9/18 at Youngstown L 7-20
9/26 at Miami L 0-47
10/2 at Temple L 0-27
10/10 Bradley W 39-13
10/17 at Baldwin-Wallace L 27-35
10/24 Toledo L 19-20
10/31 Kent State L 7-41
11/7 Heidelberg L 6-27
11/14 at Ohio University L 14-22
Record: 1-8
Points: 119, Opposition 252

1954

Coach: Robert H. Whittaker
Captain: John Ladd
9/18 at Dayton W 18-0
9/25 Miami L 7-46
10/2 Waynesburg L 7-12
10/9 at Western Mich. L 15-20
10/16 Baldwin-Wallace W 13-0
10/23 at Toledo L 7-38
10/30 at Kent State L 25-28
11/6 Marshall L 19-26
11/13 Ohio University L 14-26
Record: 2-7
Points: 125, Opposition: 196

1955

Coach: Doyt L. Perry
Captain: Jack Hecker
9/17 Defiance W 40-0
9/23 at Kent State T 6-6
10/1 Western Michigan W 35-0
10/8 John Carroll W 30-0
10/15 at Baldwin-Wallace W 34-14
10/22 Toledo W 39-0
10/29 at Marshall W 27-26
11/5 at Miami L 0-7
11/12 at Ohio University W 13-0
Record: 7-1-1
Points: 224, Opposition 53

1956

Coach: Doyt L. Perry
Captains: Jack Giroux, Harold Peek
9/15 Defiance W 73-0
9/22 Kent State W 17-0
9/29 at Western Mich. W 27-13
10/6 at Drake W 46-7
10/13 at Baldwin-Wallace W 32-21
10/20 at Toledo W 34-12
10/27 Marshall W 34-12
11/3 Miami T 7-7
11/10 Ohio University W 41-27
Record: 8-0-1
Points: 311, Opposition 99

1957

Coach: Doyt L. Perry
Captain: Tim Murnen
9/21 Baldwin-Wallace W 60-7
9/28 at Xavier W 16-0
10/5 at Delaware W 7-0
10/12 Western Michigan T 14-14
10/19 Toledo W 29-0
10/26 at Kent State W 13-7
11/2 Miami L 7-13
11/9 at Ohio University T 7-7
11/16 at Marshall W 14-7
Record: 6-1-2
Points: 167, Opposition 55

1958

Coach: Doyt L. Perry
Captain: Ray Reese
9/20 at Wichita State W 20-14
9/27 Lockbourne AFB W 27-6
10/4 at Dayton W 25-0
10/11 at Western Mich. W 40-6
10/18 at Toledo W 31-16
10/25 Kent State L 7-8
11/1 at Miami L 14-28
11/8 Ohio University W 33-6
11/15 Marshall W 21-7
Record: 7-2
Points: 218, Opposition 91

1959

Coach: Doyt L. Perry
Captains: Robert Colburn, Robert Zimpfer
9/26 at Marshall W 51-7
10/3 Dayton W 14-0
10/10 Western Michigan W 34-0
10/17 Toledo W 51-21
10/24 at Kent State W 25-8
10/31 Miami W 33-16
11/7 at Southern Illinois W 23-14
11/14 Delaware W 30-8
11/21 at Ohio University W 13-9
Record: 9-0
Points: 274, Opposition 83

1960

Coach: Doyt L. Perry
Captains: Bernie Casey, Jerry Colaner
9/24 Marshall W 14-7
10/1 at Miami W 21-12
10/8 at Western Mich. W 14-13
10/15 at Toledo W 14-3
10/22 Kent State W 28-0

10/29 Cal Poly SLO W 50-6
11/5 Southern Illinois W 27-6
11/12 Ohio University L 7-14
11/19 at Texas Western W 21-0
Record: 8-1
Points: 196, Opponents: 61

1961

Coach: Doyt L. Perry
Captains: Ray Kwiatkowski, Larry Smith
9/23 at Marshall W 40-0
9/30 Dayton W 28-11
10/7 Western Michigan W 21-0
10/14 Toledo W 17-6
10/21 at Kent State W 21-6
10/28 Miami L 6-7
11/4 West Texas State W 28-6
11/11 at Ohio University W 7-6
11/18 at Southern Illinois W 20-0
11/23 *Fresno State L 6-36
Record: 8-2
Points: 194, Opposition 78
*Mercy Bowl (Los Angeles, CA)

1962

Coach: Doyt L. Perry
Captains: Robert Fearnside, Gary Sherman
9/22 Marshall W 48-6
9/29 at Dayton W 14-7
10/6 at Western Mich. W 10-6
10/13 at Toledo W 28-13
10/20 Kent State W 45-6
10/27 at Miami T 24-24
11/3 at West Texas State L 7-23
11/10 Ohio University W 7-6
11/17 Southern Illinois W 21-0
Record: 7-1-1
Points: 204, Opposition 91

1963

Coach: Doyt L. Perry
Captains: John Doyle, William Violet
9/21 Detroit W 27-14
9/28 at Southern Illinois W 31-6
10/5 Dayton W 28-0
10/12 Western Michigan W 16-7
10/19 Toledo W 22-20
10/26 at Kent State W 18-3
11/2 Miami L 12-21
11/9 at Marshall W 21-14
11/16 at Ohio University L 0-16
11/23 Xavier W 26-15
Record: 8-2
Points: 201, Opposition 116

1964

Coach: Doyt L. Perry
Captains: Thomas Reicosky, Jerry Ward, James Wisser
9/19 Southern Illinois W 35-12
9/26 at North Texas W 21-7
10/3 Dayton W 35-0
10/10 at Western Mich. W 28-8
10/17 at Toledo W 31-14
10/24 Kent State W 41-0
10/31 at Miami W 21-18
11/7 Marshall W 28-0
11/14 Ohio University L 0-21
11/21 at Xavier W 35-7
Record: 9-1
Points: 275, Opponents 87

1965

Coach: Bob Gibson
Captains: William Earhart, James Violet, Dwight Wallace
9/18 Cal St. Los Angeles W 21-0
9/25 at West Texas State L 0-34
10/2 at Dayton W 9-0
10/9 Western Michigan W 21-17
10/16 Toledo W 21-14
10/23 at Kent State W 7-6
10/30 Miami L 7-23



2019 BGSU FOOTBALL

12 MAC CHAMPIONSHIPS | 13 BOWL GAME APPEARANCES

RECORD BOOK • THROUGH THE YEARS

11/6 at Marshall W 20-6
11/13 at Ohio University W 17-7
Record: 7-2
Points: 123, Opposition 107

1966

Coach: Bob Gibson
Captain: Mike Weger
9/17 at Tampa L 13-20
9/24 Dayton W 13-0
10/1 at Western Mich. L 14-16
10/8 at Toledo W 14-13
10/15 Kent State L 12-35
10/22 at Miami W 17-14
10/29 Marshall W 14-6
11/5 Ohio University W 28-0
11/12 at Temple W 62-20
Record: 6-3
Points: 187, Opposition 124

1967

Coach: Bob Gibson
Captains: Chester Boyer, Dave Seiter
9/23 Quantico Marines W 29-0
9/30 at Dayton W 7-0
10/7 Western Michigan L 6-10
10/14 Toledo L 0-33
10/21 at Kent State W 7-6
10/28 Miami L 7-9
11/4 at Marshall W 9-7
11/11 at Ohio University L 7-31
11/18 Northern Illinois W 17-7
11/25 at Cal St. LA W 42-27
Record: 6-4
Points: 131, Opposition 130

1968

Coach: Don Nehlen
Captain: Dennis Zolciak
9/21 Ball State W 62-8
9/28 Dayton W 20-14
10/5 at Western Mich. W 17-10
10/12 at Toledo T 0-0
10/19 Kent State W 30-7
10/26 at Miami L 7-31
11/2 Marshall W 54-28
11/9 Ohio University L 27-28
11/16 at Northern Illinois L 6-7
11/23 at Xavier W 44-14
Record: 6-3-1
Points: 267, Opposition 147

1969

Coach: Don Nehlen
Captains: Joe Green, Dave Roese
9/20 Utah State L 6-14
9/27 at Dayton W 27-7
10/4 Western Michigan W 21-10
10/11 Toledo L 26-27
10/18 at Kent State W 7-0
10/25 Miami W 3-0
11/1 at Marshall L 16-21
11/8 at Ohio University W 23-16
11/15 at West Texas L 12-28
11/22 Northern Illinois W 38-23
Record: 6-4
Points: 179, Opposition 146

1970

Coach: Don Nehlen
Captains: Phil Villapiano, Dave Finley, Vern Wireman
9/19 at Utah State L 14-33
9/26 Dayton T 14-14
10/3 at Western Mich. L 3-23
10/10 at Toledo L 0-20
10/17 Kent State W 44-0
10/24 at Miami L 3-7
10/31 Marshall W 26-24
11/7 Ohio University L 7-34
11/14 West Texas State L 7-23
Record: 2-6-1
Points: 118, Opposition 178

1971

Coach: Don Nehlen
Captains: Don Plusquellic, Jerry Fields, Larry Meador
9/18 at Ohio University W 20-19
9/25 East Carolina W 47-21
10/2 Western Michigan W 23-6
10/9 Toledo L 7-24
10/16 at Kent State W 46-33
10/23 Miami W 33-7
10/30 at Marshall L 10-12
11/6 at Texas Arlington W 34-17
11/13 Xavier L 27-42
11/20 at Dayton L 16-26
Record: 6-4
Points: 263, Opposition 207

1972

Coach: Don Nehlen
Captains: Bill Montrie, Bill Pittman
9/16 at Purdue W 17-14
9/23 at Miami W 16-7
9/30 at Western Mich. T 13-13
10/7 at Toledo W 19-8
10/14 Kent State L 10-14
10/21 at San Diego State L 19-35
10/28 Marshall W 46-7
11/4 Ohio University W 17-0
11/11 Dayton W 17-0
11/18 at Tampa L 22-29
Record: 6-3-1
Points: 184, Opposition 127

1973

Coach: Don Nehlen
Captains: Greg Meczka, John Villapiano
9/15 at Syracuse W 41-14
9/22 at Dayton W 31-16
9/29 Western Michigan W 31-20
10/6 Toledo W 49-35
10/13 at Kent State L 7-21
10/20 Miami L 8-31
10/27 at Marshall W 24-21
11/3 at Ohio University L 23-24
11/10 Eastern Michigan W 31-7
11/17 Northern Illinois W 21-20
Record: 7-3
Points: 266, Opposition 209

1974

Coach: Don Nehlen
Captains: Joe Russell, Hal Thomas
9/14 at East Carolina L 6-24
9/21 Dayton W 41-21
9/28 at Western Mich. W 21-13
10/5 at Toledo L 19-24
10/12 Kent State W 26-10
10/19 at Miami L 10-34
10/26 Marshall W 28-3
11/2 Ohio University L 22-33
11/9 Arkansas State W 17-0
11/16 at So. Mississippi W 38-20
11/23 at San Diego State T 21-21
Record: 6-4-1
Points: 249, Opposition 203

1975

Coach: Don Nehlen
Captains: Steve Studer, Art Thompson
9/13 at Brigham Young W 23-21
9/20 So. Mississippi W 16-14
9/27 at Dayton W 21-14
10/4 Western Michigan W 28-0
10/11 Toledo W 34-17
10/18 Kent State+ W 35-9
10/25 Miami L 17-20
11/1 Ball State L 20-27
11/8 at Ohio University W 19-17
11/15 at Southern Illinois W 48-6
11/22 at Texas Arlington L 17-21
Record: 8-3
Points: 278, Opposition 166
+ played at Cleveland Municipal Stadium

1976

Coach: Don Nehlen
Captains: Greg Davidson, Dan Saleet
9/11 at Syracuse W 22-7
9/18 Eastern Michigan W 53-12
9/25 San Diego State L 15-27
10/2 at Western Mich. W 31-28
10/9 at Toledo W 29-28
10/16 Kent State W 17-13
10/23 at Miami L 7-9
10/30 Central Michigan L 28-38
11/6 Ohio University L 26-31
11/13 Southern Illinois W 35-7
11/20 at Tenn.-Chatt. L 29-49
Record: 6-5
Points: 292, Opposition 249

1977

Coach: Denny Stolz
Captains: Doug Smith, Mark Miller, Alex Proszak
9/10 at Grand Valley St. W 17-6
9/17 at Eastern Michigan L 6-16
9/24 Iowa State L 21-35
10/1 Western Michigan W 34-14
10/8 Toledo W 21-13
10/15 at Kent State W 14-10
10/22 Miami L 13-33
10/29 at Central Michigan L 28-35
11/5 Tenn.-Chattanooga L 33-37
11/12 at Ohio University W 39-27
11/19 at Hawaii L 21-41
11/26 at Long Beach St. L 28-29
Record: 5-7
Points: 275, Opposition 296

1978

Coach: Denny Stolz
Captains: Dirk Abernathy, Joe Studer
9/9 at Villanova L 28-35
9/16 at Eastern Michigan W 43-6
9/23 Grand Valley State W 49-3
9/30 at Western Michigan L 20-24
10/7 at Toledo W 45-27
10/14 Kent State W 28-20
10/21 at Miami L 7-18
10/28 Central Michigan L 7-38
11/4 Ball State L 14-39
11/11 at So. Mississippi L 21-38
11/18 Ohio University L 15-19
Record: 4-7
Points: 277, Opposition 267

1979

Coach: Denny Stolz
Captains: Bob Harris, Mike Wright
9/8 Eastern Michigan W 32-6
9/15 at Iowa State L 10-38
9/22 Central Michigan L 0-24
9/29 at Western Mich. W 15-3
10/6 Toledo L 17-23
10/13 at Kent State W 28-17
10/20 Miami L 3-21
10/27 at Ball State L 23-38
11/3 at Kentucky L 14-20
11/10 So. Mississippi W 31-27
11/17 at Ohio University L 21-48
Record: 4-7
Points: 194, Opposition 265

1980

Coach: Denny Stolz
Captains: Craig Valentine, Tim Ross, Dan Shetler
9/6 at Richmond L 17-20
9/13 Eastern Michigan L 16-18
9/20 Long Beach L 21-23
9/27 at Kentucky L 20-21
10/4 at Western Mich. W 17-14
10/11 at Toledo W 17-6
10/18 Kent State W 24-3
10/25 at Miami L 3-7
11/1 Ball State W 24-21

11/8 at Central Michigan L 10-32
11/22 Ohio University L 20-21
Record: 4-7
Points: 189, Opposition 186

1981

Coach: Denny Stolz
Captains: Tom Glendening, Doug Carr, Craig Valentine
9/12 at Baylor L 0-38
9/19 at Ohio University L 21-23
9/26 at Michigan State L 7-10
10/3 Western Michigan L 7-21
10/10 Miami T 7-7
10/17 at Northern Illinois W 17-10
10/24 Toledo W 38-0
10/30 Kent State W 13-7
11/7 at Ball State W 14-10
11/14 at Eastern Mich. W 28-0
11/21 Central Michigan L 3-6
Record: 5-5-1
Points: 155, Opposition 132

1982

Coach: Denny Stolz
Captains: Terry Gyetvai, Shawn Potts, Andre Young
9/4 Ohio University W 40-0
9/18 at Central Michigan W 34-30
10/2 Western Michigan W 7-3
10/9 at Miami L 12-17
10/16 Northern Illinois W 20-18
10/23 at Toledo L 10-24
10/30 at Kent State W 41-7
11/6 Ball State W 28-7
11/13 Eastern Michigan W 24-7
11/20 at Long Beach L 7-24
11/25 at North Carolina L 14-33
12/18 *at Fresno State L 28-29
Record: 7-5
Points: 265, Opposition 199
*California Bowl (Fresno, CA)

1983

Coach: Denny Stolz
Captains: Martin Bayless, Mark Emans
9/10 at Fresno State W 35-27
9/17 at Brigham Young L 28-63
9/24 Miami W 17-14
10/1 at Eastern Mich. W 26-21
10/8 Toledo L 3-6
10/15 at Western Mich. W 23-20
10/22 at Northern Illinois L 23-24
10/29 Central Michigan W 15-14
11/5 Ball State W 45-30
11/12 at Ohio University W 24-20
11/19 Kent State W 38-3
Record: 8-3
Points: 277, Opposition 242

1984

Coach: Denny Stolz
Captains: Joe Prchlik, Brian Johnson, Dean Hall
9/8 Richmond W 55-28
9/15 at Oklahoma State L 14-31
9/22 at Miami W 41-10
9/29 Eastern Michigan W 35-27
10/6 at Toledo L 6-17
10/13 Western Michigan W 34-7
10/20 Northern Illinois W 28-6
10/27 at Central Michigan L 21-42
11/3 at Ball State W 38-13
11/10 Ohio University W 28-7
11/17 at Kent State W 27-10
Record: 8-3
Points: 327, Opposition 198

1985

Coach: Denny Stolz
Captains: Brian McClure, Chris Hartman, Stan Hunter
9/7 at Ball State W 31-6
9/14 at Kentucky W 30-26



RECORD BOOK • THROUGH THE YEARS

9/21	Miami	W 28-24
9/28	Akron	W 27-22
10/5	at Western Mich.	W 48-7
10/12	at Eastern Mich.	W 42-24
10/19	Central Michigan	W 23-18
10/26	Kent State	W 26-14
11/2	at Northern Illinois	W 34-14
11/16	Toledo	W 21-0
11/23	at Ohio University	W 38-17
12/14	*at Fresno State	L 7-51

Record: Won 11, Lost 1
Points: 355, Opposition 223
*California Bowl (Fresno, CA)

1986

Coach: Moe Ankney
Captains: Gerald Bayless, Paul Schweitzer

9/6	Ohio University	W 21-16
9/13	at Minnesota	L 7-31
9/20	at Central Michigan	L 10-20
9/27	at Miami	L 7-24
10/4	Western Michigan	W 17-3
10/11	Eastern Michigan	W 24-10
10/18	at Washington	L 0-48
10/25	at Kent State	W 31-15
11/1	Northern Illinois	L 8-16
11/8	Ball State	W 20-17
11/15	at Toledo	L 3-22

Record: 5-6
Points: 148, Opposition 222

1987

Coach: Moe Ankney
Captains: John Hunter, Mike Otten

9/5	at Penn State	L 19-45
9/12	Youngstown State	L 17-20
9/19	at Ball State	W 24-0
9/26	Western Michigan	L 27-34
10/3	at Arizona	L 7-45
10/10	at Ohio University	W 28-7
10/17	Toledo	W 20-6
10/31	at Miami	L 7-17
11/7	Kent	W 30-20
11/14	at Eastern Michigan	L 18-38
11/21	Central Michigan	W 18-17

Record: 5-6
Points: 215, Opposition 249

1988

Coach: Moe Ankney
Captains: Kyle Kramer, Eric Smith

9/3	at West Virginia	L 14-62
9/10	Ball State	L 10-34
9/17	at Texas Christian	L 12-49
9/24	at Toledo	L 5-34
10/1	at Western Mich.	L 10-37
10/8	Ohio	W 42-0
10/15	at Central Michigan	L 3-21
10/22	Youngstown State	W 20-16
10/29	Miami	T 21-21
11/5	at Kent	L 19-31
11/12	Eastern Michigan	L 3-28

Record: 2-8-1
Points: 159, Opposition 333

1989

Coach: Moe Ankney
Captains: Larry Lambright, Rich Dackin, Mike Holmes

9/9	at East Carolina	L 6-41
9/16	Ball State	L 3-28
9/23	Central Michigan	W 24-20
9/30	Akron	L 24-38
10/7	at Ohio	W 31-28
10/14	Toledo	W 27-23
10/21	at Eastern Michigan	L 13-21
10/28	at Miami	L 13-17
11/4	Kent	W 51-28
11/11	at Western Mich.	W 31-30
11/18	at Tulsa	L 10-45

Record: 5-6
Points: 233, Opposition 319

1990

Coach: Moe Ankney
Captains: Charles Dotson, Brian Sherman, Pat Jackson

9/2	Cincinnati+	W 34-20
9/8	at Virginia Tech	L 7-21
9/22	at Central Michigan	L 0-17
9/29	at Ball State	L 6-16
10/6	Ohio	T 10-10
10/13	at Toledo	L 13-19
10/20	Eastern Michigan	W 25-15
10/27	Miami	T 10-10
11/3	at Kent	W 20-16
11/10	Western Michigan	L 13-19

Record: 3-5-2
Points: 138, Opposition 163
+played at Riverfront Stadium

1991

Coach: Gary Blackney
Captains: Brian Sherman, Terry Wilson

8/31	Eastern Michigan	W 17-6
9/5	at West Virginia	L 17-24
9/21	Cincinnati	W 20-16
9/28	at Navy	W 22-19
10/5	Central Michigan	W 17-10
10/12	at Ohio	W 45-14
10/19	Toledo	W 24-21
10/26	at Western Mich.	W 23-10
11/2	at Miami	W 17-7
11/9	Kent	W 35-7
11/16	at Ball State	W 14-13
12/14	*at Fresno State	W 28-21

Record: 11-1
Points: 279, Opposition 168
*California Raisin Bowl (Fresno, CA)

1992

Coach: Gary Blackney
Captains: Erik White, Artie Mangham, Dave Bielinski

9/3	Western Michigan	W 29-19
9/12	at Ohio State	L 6-17
9/19	at Wisconsin	L 18-39
9/26	East Carolina	W 44-34
10/3	at Central Michigan	W 17-14
10/10	Ohio	W 31-14
10/17	at Toledo	W 10-9
10/24	at Akron	W 24-3
10/31	Miami	W 44-24
11/7	at Kent	W 28-22
11/14	Ball State	W 38-6
12/18	*Nevada	W 35-34

Record: 10-2
Points: 324, Opposition 235
*Las Vegas Bowl (Las Vegas, NV)

1993

Coach: Gary Blackney
Captains: Vince Palko, Zeb Jackson

9/4	at Virginia Tech	L 16-33
9/11	Cincinnati	W 21-7
9/25	at Navy	L 20-27
10/2	Toledo	W 17-10
10/9	at Ohio	W 20-0
10/16	Akron	W 49-7
10/23	at Ball State	T 26-26
10/30	at Miami	W 30-25
11/6	Kent	W 40-7
11/13	at Central Michigan	L 15-17
11/20	Western Michigan	T 14-14

Record: 6-3-2
Points: 268, Opposition 173

1994

Coach: Gary Blackney
Captains: Vince Palko, Rameir Martin

9/1	at N. Carolina State	L 15-20
9/10	at Akron	W 45-0
9/17	Navy	W 59-21
9/24	at Eastern Mich.	W 30-13
10/1	at Cincinnati	W 38-0
10/8	Ohio	W 32-0
10/15	at Toledo	W 31-16

10/22	Ball State	W 59-36
10/29	Miami	W 27-16
11/5	at Kent	W 22-16
11/12	Central Michigan	L 33-36

Record: 9-2
Points: 391, Opposition 174

1995

Coach: Gary Blackney
Captains: Cal Bowers, Greg Cepek, Jason Woullard

8/31	Louisiana Tech	L 21-28
9/9	at Missouri	W 17-10
9/16	Akron	W 50-12
9/23	at Central Michigan	L 16-22
9/30	at Temple	W 37-31
10/7	Miami	L 0-21
10/14	at Ball State	L 10-30
10/21	Toledo	L 16-35
10/28	at Western Mich.	L 0-17
11/4	Ohio	W 33-7
11/11	at Kent	W 26-15

Record: 5-6
Points: 226, Opposition 228

1996

Coach: Gary Blackney
Captains: Kevin O'Neill, Courtney Davis

8/31	at Alabama	L 7-21
9/14	Temple	W 20-16
9/21	at Miami	W 14-10
9/28	Central Michigan	W 31-27
10/5	at Toledo	L 16-24
10/12	Kent	W 31-24
10/19	Ball State	L 11-16
10/26	at Ohio	L 0-38
11/2	at Akron	L 14-21
11/9	Western Mich. (OT)	L 13-16
11/16	at Central Florida	L 19-27

Record: 4-7
Points: 176, Opposition 240

1997

Coach: Gary Blackney
Captains: Kevin O'Neill, John Kuck

8/30	at Louisiana Tech	L 23-30
9/6	Miami	W 28-21
9/13	at Ohio State	L 13-44
9/20	at Akron	W 31-28
9/27	at Kansas State	L 0-58
10/4	Northern Illinois	W 35-10
10/11	Western Michigan	L 21-34
10/18	at Ohio	L 0-24
10/25	Toledo	L 20-35
11/1	at Kent	L 20-29
11/8	at Marshall	L 0-28

Record: 3-8
Points: 191, Opposition 341

1998

Coach: Gary Blackney
Captains: Tony Holcomb, Morty Bryce

9/5	at Missouri	L 0-37
9/12	at Penn State	L 3-48
9/26	Central Florida	L 31-38
10/3	Ohio	W 35-7
10/10	at Miami	L 12-24
10/17	at Toledo	L 16-24
10/24	Kent	W 42-21
10/31	Marshall	W 34-13
11/7	Akron	W 58-21
11/14	at Western Michigan	L 27-56
11/21	at Northern Illinois	W 34-23

Record: 5-6
Points: 292, Opposition 312

1999

Coach: Gary Blackney
Captains: D.J. Durkin, Brent Martin

9/4	at Pittsburgh	L 10-30
9/11	Tennessee Tech	W 40-15
9/18	at Marshall	L 16-35
9/25	at Kent	L 27-41
10/2	Toledo	W 34-23
10/9	Miami	L 31-45

10/16	at Akron	L 25-55
10/23	at Ohio	L 14-17
10/30	Central Michigan	W 31-7
11/13	Ball State	W 35-14
11/20	at Central Fla. (OT)	W 33-30

Record: 5-6
Points: 326, Opposition 312

2000

Coach: Gary Blackney
Captains: D.J. Durkin, Eric Curl, Rob Fehrman

9/2	at Michigan	L 7-42
9/9	Pittsburgh	L 16-34
9/16	at Temple	L 14-31
9/23	at Buffalo	L 17-20
9/30	at Kent State	W 18-11
10/7	Akron	L 21-27
10/14	at Miami	L 10-24
10/21	Eastern Michigan	W 20-6
11/4	Marshall	L 13-20
11/11	Ohio	L 21-23
11/22	at Toledo	L 17-51

Record: 2-9
Points: 174, Opposition 289

2001

Coach: Urban Meyer
Captains: Khary Campbell, Kurt Gerling, Ryan Wingrove, Malcolm Robinson

9/1	at Missouri	W 20-13
9/8	Buffalo	W 35-0
9/22	Temple	W 42-23
9/29	at Marshall	L 31-37
10/6	Kent State	W 24-7
10/13	at W. Michigan	L 28-37
10/20	at Akron	W 16-11
11/3	Miami	L 21-24
11/10	at Ohio	W 17-0
11/17	at Northwestern	W 43-42
11/23	Toledo	W 56-21

Record: 8-3
Points: 333, Opposition 215

2002

Coach: Urban Meyer
Captains: Chris Haneline, Robert Redd, Andy Sahm, Jon Mazur

8/29	Tennessee Tech	W 41-7
9/14	Missouri	W 51-28
9/21	at Kansas	W 39-16
10/5	Ohio	W 72-21
10/12	at Central Michigan	W 45-35
10/19	Western Michigan	W 48-45
10/26	Ball State	W 38-20
11/2	at Kent State	W 45-14
11/9	at Northern Illinois	L 17-26
11/16	at South Florida	L 7-29
11/23	Eastern Michigan	W 63-21
11/30	at Toledo	L 24-42

Record: 9-3
Points: 490, Opposition 304

2003

Coach: Gregg Brandon
Captains: Jovon Burkes, Josh Harris, Mitch Hewitt, Craig Jarrett

8/28	Eastern Kentucky	W 63-13
9/6	at #16 Purdue	W 27-26
9/13	Liberty	W 62-3
9/20	at #4 Ohio State	L 17-24
10/4	Central Michigan	W 23-3
10/11	at Western Michigan	W 32-21
10/18	at Eastern Michigan	W 33-20
10/25	#12 N. Illinois	W 34-18
11/4	at Miami	L 10-33
11/15	Kent State	W 42-33
11/22	at Ball State	W 41-14
11/29	Toledo	W 31-23
12/4	Miami (MAC Chmp)	L 27-49
12/26	*Northwestern	W 28-24

Record: 11-3
Points: 470, Opposition 304
*Motor City Bowl (Detroit, Michigan)



2019 BGSU FOOTBALL 12 MAC CHAMPIONSHIPS | 13 BOWL GAME APPEARANCES

RECORD BOOK • THROUGH THE YEARS

2004

Coach: Gregg Brandon
Captains: Jovon Burkes, Mike Thaler, Scott Mruczkowski, Cole Magner

9/4	at Oklahoma	L	24-40
9/11	SE Missouri State	W	49-10
9/24	at Northern Illinois	L	17-34
10/2	at Temple	W	70-16
10/9	at Central Michigan	W	38-14
10/16	Ball State	W	51-13
10/23	at Ohio	W	41-16
10/30	Eastern Michigan	W	41-20
11/6	Western Michigan	W	52-0
11/13	Marshall	W	56-35
11/23	at Toledo	L	41-49
12/22	*Memphis	W	52-35

Record: 9-3
Points: 532, Opposition 282
*GMAC Bowl (Mobile, Alabama)

2005

Coach: Gregg Brandon
Captains: Steve Sanders, Teddy Piepkow, Rob Warren, Mike Thaler, Omar Jacobs

9/3	at Wisconsin	L	42-56
9/10	at Ball State	W	40-31
9/21	at Boise State	L	20-48
10/1	Temple	W	70-7
10/8	Ohio	W	38-14
10/15	at Buffalo	W	27-7
10/22	Western Michigan	L	14-45
10/29	Akron	L	14-24
11/5	at Kent State	W	24-14
11/15	at Miami	W	42-14
11/22	Toledo (2OT)	L	41-49

Record: 6-5
Points: 372, Opposition 304

2006

Coach: Gregg Brandon
Captains: Ken Brantley, Kory Lichtensteiger, Devon Parks, Brad Williams

9/2	Wisconsin #	L	14-35
9/9	Buffalo	W	48-40
9/16	at Florida International	W	33-28
9/23	Kent State	L	3-38
9/30	at Ohio	W	21-9
10/7	at Ohio State	L	7-35
10/14	Eastern Michigan	W	24-21
10/19	at Central Michigan	L	14-31
10/28	at Temple	L	14-28
11/4	at Akron	L	28-35
11/15	Miami	L	7-9
11/21	at Toledo	L	21-31

Record: 4-8
Points: 234, Opposition 340
Cleveland Browns Stadium - Cleveland, Ohio

2007

Coach: Gregg Brandon
Captains: Kory Lichtensteiger, Loren Hargrove, Antonio Smith, Corey Partridge, Sean O'Drobinak

9/1	at Minnesota (OT)	W	32-31
9/8	at Michigan State	L	17-28
9/22	Temple	W	48-35
9/29	Western Kentucky	W	41-21
10/6	at Boston College	L	24-55
10/13	at Miami	L	14-47
10/20	at Kent State	W	31-20
10/27	Ohio	L	27-38
11/2	Akron	W	44-20
11/9	at Eastern Michigan	W	39-32
11/17	at Buffalo	W	31-17
11/23	Toledo	W	37-10
1/06	Tulsa*	L	7-63

Record: 8-5
Points: 392, Opposition 417
* GMAC Bowl (Mobile, Ala.)

2008

Coach: Gregg Brandon
Captains: Corey Partridge, Antonio Smith, John Haneline, Jeff Fink, Brandon Curtis

8/30	at Pittsburgh	W	27-17
9/6	Minnesota	L	17-42
9/13	at Boise State	L	7-20
9/27	at Wyoming	W	45-16
10/4	Eastern Michigan	L	21-24
10/11	at Akron	W	37-33
10/18	Miami	L	20-27
10/25	at Northern Illinois	L	13-16
11/1	Kent State	W	45-30
11/8	at Ohio	W	28-3
11/21	Buffalo (2OT)	L	34-40
11/28	at Toledo	W	38-10

Record: 6-6
Points: 332, Opposition 278

2009

Coach: Dave Clawson
Captains: Freddie Barnes, Cody Basler, Jahmal Brown, Jimmy Scheidler, Tyler Sheehan

9/3	Troy	W	31-14
9/12	at #25 Missouri	L	20-27
9/19	at Marshall	L	10-17
9/26	#4 Boise State	L	14-49
10/3	Ohio	L	37-44
10/10	at Kent State	W	36-35
10/17	at Ball State	W	31-17
10/24	Central Michigan	L	10-24
11/3	at Buffalo	W	30-29
11/12	at Miami	W	35-14
11/20	Akron	W	36-20
11/27	Toledo	W	38-24
12/30	Idaho*	L	42-43

Record: 7-6
Points: 370, Opposition 357
* Humanitarian Bowl (Boise, ID)

2010

Coach: Dave Clawson
Captains: Ben Bojicic, Eugene Fells, Willie Geter, Calvin Wiley

9/4	at Troy	L	27-30
9/11	at Tulsa	L	20-33
9/18	Marshall	W	44-28
9/25	at Michigan	L	21-65
10/2	Buffalo	L	26-28
10/9	at Ohio	L	25-49
10/16	at Temple	L	27-28
10/23	Kent State	L	6-30
10/30	at Central Michigan	W	17-14
11/10	Miami	L	21-24
11/17	at Toledo	L	14-33
11/26	Western Michigan	L	7-41

Record: 2-10
Points: 255, Opposition 403

2011

Coach: Dave Clawson
Captains: Ben Bojicic, Chris Jones

9/1	at Idaho	W	32-15
9/10	Morgan State	W	58-13
9/17	Wyoming	L	27-28
9/24	at Miami	W	37-23
10/1	at West Virginia	L	10-55
10/8	at Western Michigan	L	21-45
10/15	Toledo	L	21-28
10/22	Temple	W	13-10
10/29	at Kent State	L	15-27
11/8	Northern Illinois	L	14-45
11/16	Ohio	W	28-29
11/25	at Buffalo	W	42-28

Record: 5-7
Points: 318, Opposition 346

2012

Coach: Dave Clawson
Captains: Dominic Flewellyn, Ronnie Goble, Chris Jones, Matt Schilz, Paul Swan, Bart Tanski

9/1	at #23 Florida	L	14-27
9/8	Idaho	W	21-13
9/15	at Toledo	L	15-27
9/22	at Virginia Tech	L	0-37
9/29	Rhode Island	W	48-8
10/6	at Akron	W	24-10
10/13	Miami	W	37-12
10/20	at UMass	W	24-0
10/27	Eastern Michigan	W	24-3
11/07	at Ohio	W	26-14
11/17	#25 Kent State	L	24-31
11/23	Buffalo \$	W	21-7
12/27	vs. #24 San Jose State #	L	20-29

Record: 8-5
Points: 298, Opposition 218
\$ Contest played at Columbus Crew Stadium in Columbus, Ohio
Military Bowl (Washington D.C.)

2013

Coach: Dave Clawson
Captains: Dominic Flewellyn, Ronnie Goble, Chief Kekuewa, Alex Bayer, BooBoo Gates, Paul Swan, Gabe Martin, Jairus Campbell

8/29	Tulsa	W	34-7
9/7	at Kent State	W	41-22
9/14	at Indiana	L	10-42
9/21	Murray State	W	48-7
9/28	Akron	W	31-14
10/5	UMass	W	28-7
10/12	at Mississippi State	L	20-21
10/26	Toledo	L	25-28
11/5	at Miami	W	45-3
11/12	Ohio	W	49-0
11/23	at Eastern Michigan	W	58-7
11/29	at Buffalo	W	24-7
12/6	vs. Northern Illinois *	W	47-27
12/26	vs. Pittsburgh #	L	27-30

Record: 10-4
Points: 487, Opposition 222
* MAC Championship Game (Ford Field - Detroit, Mich.)
Little Caesars Pizza Bowl (Ford Field - Detroit, Mich.)

2014

Coach: Dino Babers
Captains: Gabe Martin, Alex Huettel

8/29	at Western Kentucky	L	31-59
9/6	VMI	W	48-7
9/13	Indiana	W	45-42
9/20	at Wisconsin	L	17-68
9/27	at UMass	W	47-42
10/4	Buffalo	W	36-35
10/11	at Ohio	W	31-13
10/18	Western Michigan	L	14-26
11/4	at Akron	W	27-10
11/12	Kent State	W	30-20
11/19	at Toledo	L	20-27
11/28	Ball State	L	24-41
12/5	vs. Northern Illinois *	L	17-51
12/20	vs. South Alabama #	W	33-28

Record: 8-6
Points: 420, Opposition 469
* MAC Championship Game (Ford Field - Detroit, Mich.)
Camellia Bowl (Cramton Bowl - Montgomery, Ala.)

2015

Coach: Dino Babers
Captains: Matt Johnson, Travis Greene, Alex Huettel, Zach Colvin, James Sanford, Darnard Turner

9/5	vs. Tennessee \$	L	30-59
9/12	at Maryland	W	48-27
9/19	Memphis	L	41-44
9/26	at Purdue	W	35-28

10/3	at Buffalo	W	28-22
10/10	UMass	W	62-38
10/17	Akron	W	59-10
10/24	at Kent State	W	48-0
11/4	Ohio	W	62-24
11/11	at Western Michigan	W	41-27
11/17	Toledo	L	28-44
11/24	at Ball State	W	48-10
12/4	vs. Northern Illinois *	W	34-14
12/23	vs. Ga. Southern #	L	27-58

Record: 10-4
Points: 591, Opposition 405
\$ Nashville, Tenn. (L.P. Field)
* MAC Championship Game (Ford Field - Detroit, Mich.)
GoDaddy Bowl (Ladd-Peebles Stadium - Mobile, Ala.)

2016

Coach: Mike Jinks
Captains: Alfonso Mack, Trent Greene, Logan Dietz, Fred Coppet

9/3	at #6 Ohio State	L	10-77
9/10	North Dakota	W	27-26
9/17	Middle Tennessee St	L	21-41
9/24	at Memphis	L	3-77
10/1	Eastern Michigan	L	25-28
10/8	at Ohio	L	24-30
10/15	at Toledo	L	35-42
10/22	Miami	L	26-40
11/1	at Northern Illinois	L	20-45
11/9	at Akron	W	38-28
11/15	Kent State	W	42-7
11/25	Buffalo	W	27-19

Record: 4-8
Points: 298, Opposition 460

2017

Coach: Mike Jinks
Captains: Game Captains

9/2	at Michigan State	L	10-35
9/9	South Dakota	L	27-35
9/16	at Northwestern	L	7-49
9/23	at MTSU	L	13-24
9/30	Akron	L	23-34
10/7	at Miami	W	37-29
10/14	Ohio	L	30-48
10/21	Northern Illinois	L	17-48
10/31	at Kent State	W	44-16
11/7	at Buffalo	L	28-38
11/15	Toledo	L	37-66
11/21	at Eastern Michigan	L	31-34

Record: 2-10
Points: 304, Opposition 456

2018

Coach: Mike Jinks / Carl Peleni
Captains: Game Captains

9/1	at #24 Oregon	L	24-58
9/8	Maryland	L	14-45
9/15	Eastern Kentucky	W	42-35
9/22	Miami	L	23-38
9/29	at Georgia Tech	L	17-63
10/6	at Toledo	L	36-52
10/13	Western Michigan	L	35-42
10/20	at Ohio	L	14-49
10/30	Kent State	L	28-35
11/10	at Central Michigan	W	24-13
11/17	at Akron	W	21-6
11/23	Buffalo	L	14-44

Record: 3-9
Points: 292, Opposition 480

Conference championship seasons are highlighted by a gray background. BGSU has won five Northwestern Ohio Intercollegiate Athletic Association championships (1921, 1922, 1925, 1928, 1929) and 12 Mid-American Conference Championships (seasons with gray background from 1959 forward).



RECORD BOOK • ALL-TIME COACHES



John Stitt

Year	Record	Pct.	Home	Away	Neutral	League	Record	Pct.	Home	Away	Neutral	Finish
1919	0-3-0	.000	0-2-0	0-1-0	0-0-0	None	---	---	---	---	---	---
1 Year	0-3-0	.000	0/28									



Walter Jean

Year	Record	Pct.	Home	Away	Neutral	League	Record	Pct.	Home	Away	Neutral	Finish
1920	1-4-0	.250	0-2-0	1-2-0	0-0-0	None	---	---	---	---	---	---
1 Year	1-4-0	.250	0-2-0	1-2-0	0-0-0							



Earl C. Krieger

Year	Record	Pct.	Home	Away	Neutral	League	Record	Pct.	Home	Away	Neutral	Finish
1921	3-1-1	.700	1-0-1	2-1-0	0-0-0	NOIAA	N/A	---	---	---	---	1st
1 Year	3-1-1	.700	1-0-1	2-1-0	0-0-0	NOIAA						1 Title



Allen Snyder

Year	Record	Pct.	Home	Away	Neutral	League	Record	Pct.	Home	Away	Neutral	Finish
1922	4-2-1	.643	1-1-1	3-1-0	0-0-0	NOIAA	N/A	---	---	---	---	1st
1 Year	4-2-1	.643	1-1-1	3-1-0	0-0-0	NOIAA						1 Title



R.B. McCandless

Year	Record	Pct.	Home	Away	Neutral	League	Record	Pct.	Home	Away	Neutral	Finish
1923	3-5-0	.375	3-1-0	0-4-0	0-0-0	NOIAA	N/A	---	---	---	---	---
1 Year	3-5-0	.375	3-1-0	0-4-0	0-0-0	NOIAA						



Warren E. Steller

Year	Record	Pct.	Home	Away	Neutral	League	Record	Pct.	Home	Away	Neutral	Finish
1924	3-4-0	.429	1-1-0	2-3-0	0-0-0	NOIAA	N/A	---	---	---	---	---
1925	3-1-3	.643	2-1-1	1-0-2	0-0-0	NOIAA	N/A	---	---	---	---	1st
1926	4-3-1	.563	3-1-0	1-2-1	0-0-0	NOIAA	N/A	---	---	---	---	---
1927	5-1-1	.786	2-1-0	3-0-1	0-0-0	NOIAA	N/A	---	---	---	---	---
1928	5-0-2	.857	2-0-2	3-0-0	0-0-0	NOIAA	N/A	---	---	---	---	1st
1929	4-2-1	.643	3-1-0	1-1-1	0-0-0	NOIAA	N/A	---	---	---	---	1st
1930	6-0-2	.875	3-0-1	3-0-1	0-0-0	NOIAA	N/A	---	---	---	---	---
1931	3-1-4	.625	3-0-2	0-1-2	0-0-0	None	---	---	---	---	---	---
1932	3-3-1	.500	2-2-0	1-1-1	0-0-0	None	---	---	---	---	---	---
1933	2-3-2	.429	1-1-2	1-2-0	0-0-0	OAC	1-3-2	.333	0-1-2	1-2-0	0-0-0	16th
1934	2-3-2	.429	1-1-2	1-2-0	0-0-0	OAC	2-3-2	.429	1-1-2	1-2-0	0-0-0	13th
11 Years	40-21-19	.619	23-9-10	17-12-9	0-0-0	Total	3-6-4	.385	1-2-4	2-4-0	0-0-0	3 Titles
						NOIAA						3 Titles
						OAC	3-6-4	.385	1-2-4	2-4-0	0-0-0	0 Titles



2019 BGSU FOOTBALL

12 MAC CHAMPIONSHIPS | 13 BOWL GAME APPEARANCES

RECORD BOOK • ALL-TIME COACHES



Harry Ockerman

Year	Record	Pct.	Home	Away	Neutral	League	Record	Pct.	Home	Away	Neutral	Finish
1935	1-6-0	.143	1-3-0	0-3-0	0-0-0	OAC	0-6-0	.000	0-3-0	0-3-0	0-0-0	t19th
1936	4-2-3	.611	1-1-2	3-1-1	0-0-0	OAC	2-1-3	.583	0-1-2	2-0-1	0-0-0	11th
1937	3-4-1	.438	2-2-0	1-2-1	0-0-0	OAC	2-3-1	.417	1-2-0	1-1-1	0-0-0	12th
1938	3-2-3	.563	2-1-1	1-1-2	0-0-0	OAC	2-2-2	.500	2-1-0	0-1-2	0-0-0	11th
1939	6-1-1	.813	3-1-0	3-0-1	0-0-0	OAC	3-1-1	.700	1-1-0	2-0-1	0-0-0	t7th
1940	3-4-1	.438	1-2-0	2-2-1	0-0-0	OAC	2-2-1	.500	0-2-0	2-0-1	0-0-0	11th
6 Years	20-19-9	.510	10-10-3	10-9-6	0-0-0	OAC	11-15-8	.441	4-10-2	7-5-6	0-0-0	0 Titles



Robert Whittaker

Year	Record	Pct.	Home	Away	Neutral	League	Record	Pct.	Home	Away	Neutral	Finish
1941	7-1-1	.833	3-0-1	4-1-0	0-0-0	OAC	4-0-1	.900	2-0-1	2-0-0	0-0-0	4th
1942	6-2-1	.722	4-1-0	2-1-1	0-0-0	None	---	---	---	---	---	---
1943	5-3-1	.611	4-1-0	1-2-1	0-0-0	None	---	---	---	---	---	---
1944	5-3-0	.625	2-1-0	3-1-0	0-1-0	None	---	---	---	---	---	---
1945	4-3-0	.571	2-0-0	2-3-0	0-0-0	None	---	---	---	---	---	---
1946	5-3-0	.625	3-1-0	2-2-0	0-0-0	None	---	---	---	---	---	---
1947	5-5-0	.500	5-0-0	0-5-0	0-0-0	None	---	---	---	---	---	---
1948	8-0-1	.944	3-0-1	5-0-0	0-0-0	None	---	---	---	---	---	---
1949	4-5-0	.444	3-1-0	1-4-0	0-0-0	None	---	---	---	---	---	---
1950	3-4-2	.444	2-1-1	1-3-1	0-0-0	None	---	---	---	---	---	---
1951	4-4-1	.500	1-2-1	3-2-0	0-0-0	None	---	---	---	---	---	---
1952	7-2-0	.778	3-2-0	4-0-0	0-0-0	MAC	2-2-0	.500	0-2-0	2-0-0	0-0-0	t4th
1953	1-8-0	.111	1-3-0	0-5-0	0-0-0	MAC	0-4-0	.000	0-2-0	0-2-0	0-0-0	7th
1954	2-7-0	.222	1-4-0	1-3-0	0-0-0	MAC	0-6-0	.000	0-3-0	0-3-0	0-0-0	8th
14 Years	66-50-7	.565	37-17-4	29-32-3	0-1-0	Total	6-12-1	.342	2-7-1	4-5-0	0-0-0	0 Titles
						OAC	4-0-1	.900	2-0-1	2-0-0	0-0-0	0 Titles
						MAC	2-12-0	.143	0-7-0	2-5-0	0-0-0	0 Titles



Doyt Perry

Year	Record	Pct.	Home	Away	Neutral	League	Record	Pct.	Home	Away	Neutral	Finish
1955	7-1-1	.833	4-0-0	3-1-1	0-0-0	MAC	4-1-1	.750	2-0-0	2-1-1	0-0-0	t2nd
1956	8-0-1	.944	4-0-1	4-0-0	0-0-0	MAC	5-0-1	.917	3-0-1	2-0-0	0-0-0	1st
1957	6-1-2	.778	2-1-1	4-0-1	0-0-0	MAC	3-1-2	.667	1-1-1	2-0-1	0-0-0	2nd
1958	7-2-0	.778	3-1-0	4-1-0	0-0-0	MAC	4-2-0	.667	2-1-0	2-1-0	0-0-0	3rd
1959	9-0-0	1.000	5-0-0	4-0-0	0-0-0	MAC	6-0-0	1.000	3-0-0	3-0-0	0-0-0	1st**
1960	8-1-0	.889	4-1-0	4-0-0	0-0-0	MAC	5-1-0	.833	2-1-0	3-0-0	0-0-0	2nd
1961	8-2-0	.800	4-1-0	4-0-0	0-1-0	MAC	5-1-0	.833	2-1-0	3-0-0	0-0-0	1st%
1962	7-1-1	.833	4-0-0	3-1-1	0-0-0	MAC	5-0-1	.917	3-0-0	2-0-1	0-0-0	1st
1963	8-2-0	.800	5-1-0	3-1-0	0-0-0	MAC	4-2-0	.667	2-1-0	2-1-0	0-0-0	3rd
1964	9-1-0	.900	4-1-0	5-0-0	0-0-0	MAC	5-1-0	.833	2-1-0	3-0-0	0-0-0	1st
10 Years	77-11-5	.855	39-6-2	38-4-3	0-1-0	MAC	46-9-5	.808	22-6-2	24-3-3	0-0-0	5 Titles

** - Small College National Champions

% - Mercy Bowl (Los Angeles, Calif.)



Bob Gibson

Year	Record	Pct.	Home	Away	Neutral	League	Record	Pct.	Home	Away	Neutral	Finish
1965	7-2-0	.778	3-1-0	4-1-0	0-0-0	MAC	5-1-0	.833	2-1-0	3-0-0	0-0-0	t1st
1966	6-3-0	.667	3-1-0	3-2-0	0-0-0	MAC	4-2-0	.667	2-1-0	2-1-0	0-0-0	3rd
1967	6-4-0	.600	2-3-0	4-1-0	0-0-0	MAC	2-4-0	.333	0-3-0	2-1-0	0-0-0	5th
10 Years	19-9-0	.679	8-5-0	11-4-0	0-0-0	MAC	11-7-0	.611	4-5-0	7-2-0	0-0-0	1 Title



RECORD BOOK • ALL-TIME COACHES



Don Nehlen

Year	Record	Pct.	Home	Away	Neutral	League	Record	Pct.	Home	Away	Neutral	Finish
1968	6-3-1	.650	4-1-0	2-2-1	0-0-0	MAC	3-2-1	.583	2-1-0	1-1-1	0-0-0	t3rd
1969	6-4-0	.600	3-2-0	3-2-0	0-0-0	MAC	4-1-0	.800	2-1-0	2-0-0	0-0-0	2nd
1970	2-6-1	.278	2-2-1	0-4-0	0-0-0	MAC	1-4-0	.200	1-1-0	0-3-0	0-0-0	t5th
1971	6-4-0	.600	3-2-0	3-2-0	0-0-0	MAC	4-1-0	.800	2-1-0	2-0-0	0-0-0	2nd
1972	6-3-1	.650	3-1-0	3-2-1	0-0-0	MAC	3-1-1	.700	1-1-0	2-0-1	0-0-0	2nd
1973	7-3-0	.700	4-1-0	3-2-0	0-0-0	MAC	2-3-0	.400	2-1-0	0-2-0	0-0-0	t3rd
1974	6-4-1	.591	4-1-0	2-3-1	0-0-0	MAC	2-3-0	.400	1-1-0	1-2-0	0-0-0	t4th
1975	8-3-0	.727	3-2-0	4-1-0	1-0-0	MAC	4-2-0	.667	2-2-0	1-0-0	1-0-0	t3rd
1976	6-5-0	.545	3-3-0	3-2-0	0-0-0	MAC	4-3-0	.571	2-2-0	2-1-0	0-0-0	t5th
9 Years	53-35-4	.598	29-15-1	23-20-3	1-0-0	MAC	27-20-2	.571	15-11-0	11-9-2	1-0-0	0 Titles



Denny Stolz

Year	Record	Pct.	Home	Away	Neutral	League	Record	Pct.	Home	Away	Neutral	Finish
1977	5-7-0	.417	2-3-0	3-4-0	0-0-0	MAC	4-3-0	.571	2-1-0	2-2-0	0-0-0	t4th
1978	4-7-0	.364	2-3-0	2-4-0	0-0-0	MAC	3-5-0	.375	1-3-0	2-2-0	0-0-0	t5th
1979	4-7-0	.364	2-3-0	2-4-0	0-0-0	MAC	3-5-0	.375	1-3-0	2-2-0	0-0-0	8th
1980	4-7-0	.364	2-3-0	2-4-0	0-0-0	MAC	4-4-0	.500	2-2-0	2-2-0	0-0-0	7th
1981	5-5-1	.500	2-2-1	3-3-0	0-0-0	MAC	5-3-1	.611	2-2-1	3-1-0	0-0-0	4th
1982	7-5-0	.583	5-0-0	2-5-0	0-0-0	MAC	7-2-0	.778	5-0-0	2-2-0	0-0-0	1st%
1983	8-3-0	.727	4-1-0	4-2-0	0-0-0	MAC	7-2-0	.778	4-1-0	3-1-0	0-0-0	t2nd
1984	8-3-0	.727	5-0-0	3-3-0	0-0-0	MAC	7-2-0	.778	4-0-0	3-2-0	0-0-0	2nd
1985	11-1-0	.917	5-0-0	6-1-0	0-0-0	MAC	9-0-0	1.000	4-0-0	5-0-0	0-0-0	1st%
9 Years	56-45-1	.554	29-15-1	27-30-0	0-0-0	MAC	49-26-1	.651	25-12-1	24-14-0	0-0-0	2 Titles

% - California Bowl (Fresno, Calif.)



Moe Ankney

Year	Record	Pct.	Home	Away	Neutral	League	Record	Pct.	Home	Away	Neutral	Finish
1986	5-6-0	.455	4-1-0	1-5-0	0-0-0	MAC	5-3-0	.625	4-0-0	1-3-0	0-0-0	t2nd
1987	5-6-0	.455	3-2-0	2-4-0	0-0-0	MAC	5-3-0	.625	3-1-0	2-2-0	0-0-0	t2nd
1988	2-8-1	.227	2-2-1	0-6-0	0-0-0	MAC	1-6-1	.188	1-2-1	0-4-0	0-0-0	8th
1989	5-6-0	.455	3-2-0	2-4-0	0-0-0	MAC	5-3-0	.625	3-1-0	2-2-0	0-0-0	5th
1990	3-5-2	.400	1-1-2	1-4-0	1-0-0	MAC	2-4-2	.375	1-1-2	1-3-0	0-0-0	6th
5 Years	20-31-1	.394	13-8-1	6-23-0	1-0-0	MAC	18-19-1	.487	12-5-3	6-14-0	0-0-0	0 Titles



Gary Blackney

Year	Record	Pct.	Home	Away	Neutral	League	Record	Pct.	Home	Away	Neutral	Finish
1991	11-1-0	.917	5-0-0	6-1-0	0-0-0	MAC	8-0-0	1.000	4-0-0	4-0-0	0-0-0	1st%
1992	10-2-0	.833	5-0-0	4-2-0	1-0-0	MAC	8-0-0	1.000	4-0-0	4-0-0	0-0-0	1st\$
1993	6-3-2	.636	4-0-1	2-3-1	0-0-0	MAC	5-1-2	.750	3-0-1	2-1-1	0-0-0	3rd
1994	9-2-0	.818	4-1-0	5-1-0	0-0-0	MAC	7-1-0	.875	3-1-0	4-0-0	0-0-0	2nd
1995	5-6-0	.455	2-3-0	3-3-0	0-0-0	MAC	3-5-0	.375	2-2-0	1-3-0	0-0-0	6th
1996	4-7	.364	3-2	1-5	0-0	MAC	3-5	.375	2-2	1-3	0-0	6th
1997	3-8	.273	2-2	1-6	0-0	MAC	3-5	.375	2-2	1-3	0-0	t4th(E)
1998	5-6	.455	4-1	1-5	0-0	MAC	5-3	.625	4-0	1-3	0-0	t3rd(E)
1999	5-6	.455	4-1	1-5	0-0	MAC	3-5	.375	3-1	0-4	0-0	5th(E)
2000	2-9	.182	1-4	1-5	0-0	MAC	2-6	.250	1-3	1-3	0-0	t5th(E)
10 Years	60-50-2	.545	34-14-1	25-36-1	1-0-0	MAC	47-31-2	.600	28-11-1	19-20-1	0-0-0	2 Titles

% - California Raisin Bowl (Fresno, Calif.)

\$ - Las Vegas Bowl (Las Vegas, Nev.)



RECORD BOOK • ALL-TIME COACHES



Urban Meyer

Year	Record	Pct.	Home	Away	Neutral	League	Record	Pct.	Home	Away	Neutral	Finish
2001	8-3	.727	4-1	4-2	0-0	MAC	5-3	.625	3-1	2-2	0-0	t3rd(E)
2002	9-3	.750	6-0	3-3	0-0	MAC	6-2	.750	4-0	2-2	0-0	3rd(W)
2 Years	17-6	.739	10-1	7-5	0-0	MAC	11-5	.688	7-1	4-4	0-0	0 Titles



Gregg Brandon

Year	Record	Pct.	Home	Away	Neutral	League	Record	Pct.	Home	Away	Neutral	Finish
2003	11-3	.786	6-1	4-2	1-0	MAC	7-1	.875	4-0	3-1	0-0	1st(W)\$
2004	9-3	.750	5-0	3-3	1-0	MAC	6-2	.750	4-0	2-2	0-0	3rd(W)%
2005	6-5	.545	2-3	4-2	0-0	MAC	5-3	.625	1-3	4-0	0-0	t1st(E)^
2006	4-8	.333	2-3	2-4	0-1	MAC	3-5	.375	2-2	1-3	0-0	t3rd(E)
2007	8-5	.615	4-1	4-3	0-1	MAC	6-2	.750	3-1	3-1	0-0	t1st(E)&
2008	6-6	.500	1-4	5-2	0-0	MAC	4-4	.500	1-3	3-1	0-0	t2nd(E)
6 Years	44-30	.595	20-12	22-16	2-2	MAC	31-17	.646	15-9	16-8	0-0	0 Titles

\$ - Motor City Bowl (Detroit, Mich.)

% - GMAC Bowl (Mobile, Ala.)

^ - Three-way tie for East Division (Akron won tiebreak to play in MAC Championship)

& - Tie for East Division (Miami won tiebreak to play in MAC Championship) / GMAC Bowl (Mobile, Ala.)



Dave Clawson

Year	Record	Pct.	Home	Away	Neutral	League	Record	Pct.	Home	Away	Neutral	Finish
2009	7-6	.538	3-3	4-2	0-1	MAC	6-2	.750	2-2	4-0	0-0	3rd(E)\$
2010	2-10	.167	1-4	1-6	0-0	MAC	1-7	.125	0-4	1-3	0-0	t5th(E)
2011	5-7	.417	2-4	3-3	0-0	MAC	3-5	.375	1-3	2-2	0-0	t4th(E)
2012	8-5	.615	4-1	3-3	1-1	MAC	6-2	.750	2-1	3-1	1-0	2nd(E)%
2013	10-4	.714	5-1	4-2	1-1	MAC	7-1	.875	3-1	4-0	0-0	1st(E)^
5 Years	32-31	.508	15-13	15-16	2-2	MAC	23-17	.575	8-11	14-6	1-0	1 Title
Scheier&	0-1	.000	0-0	0-0	0-1							

\$ - Humanitarian Bowl (Boise, Idaho)

% - Military Bowl (Washington, D.C.)

^ - Won MAC Championship Game (Detroit, Mich.) / Little Caesars Pizza Bowl (Detroit, Mich.)

& - Adam Scheier was interim head coach for the 2013 Little Caesars Pizza Bowl (Detroit, Mich.)



Dino Babers

Year	Record	Pct.	Home	Away	Neutral	League	Record	Pct.	Home	Away	Neutral	Finish
2014	8-6	.571	4-2	3-3	1-1	MAC	5-3	.625	2-2	3-1	0-0	1st(E)\$
2015	10-4	.714	3-2	6-0	1-2	MAC	7-1	.875	3-1	4-0	0-0	1st(E)%
2 Years	18-9	.667	7-4	9-3	2-2	MAC	12-4	.750	5-3	7-1	0-0	1 Title
Ward&	0-1	.000	0-0	0-0	0-1							

\$ - Lost MAC Championship Game (Detroit, Mich.) / Camellia Bowl (Montgomery, Ala.)

% - Won MAC Championship Game (Detroit, Mich.) / GoDaddy Bowl (Mobile, Ala.)

& - Brian Ward was interim head coach for the 2015 GoDaddy Bowl (Mobile, Ala.)



RECORD BOOK • ALL-TIME COACHES



Mike Jinks

Year	Record	Pct.	Home	Away	Neutral	League	Record	Pct.	Home	Away	Neutral	Finish
2016	4-8	.333	3-3	1-5	0-0	MAC	3-5	.375	2-2	1-3	0-0	T3rd(E)
2017	2-10	.167	0-5	2-5	0-0	MAC	2-6	.333	0-4	2-2	0-0	5th(E)
2018	1-6	.143	1-3	0-3	0-0	MAC	0-3	.000	0-2	0-1	0-0	T4th(E)
3 Years	7-24	.226	4-11	3-13	0-0	MAC	5-14	.263	2-8	3-6	0-0	0 Titles
Pelini &	2-3	.400	0-2	2-1	0-0	MAC	2-3	.400	0-2	2-1	0-0	

& - Carl Pelini was interim head coach for the final five games of the 2018 season



Scot Loeffler

Year	Record	Pct.	Home	Away	Neutral	League	Record	Pct.	Home	Away	Neutral	Finish
2019						MAC						

Head Coaches By Overall Winning Percentage

Coach	Years	W	L	T	Pct
Doyt Perry	1955-64	77	11	5	.855
Urban Meyer	2001-02	17	6	0	.739
Earl Krieger	1921	3	1	1	.700
Bob Gibson	1965-67	19	9	0	.679
Dino Babers	2014-15	18	9	0	.667
Allen Snyder	1922	4	2	1	.643
Warren Steller	1924-34	40	21	19	.619
Don Nehlen	1968-76	53	35	4	.598
Gregg Brandon	2003-08	44	30	0	.595
Robert Whittaker	1941-54	66	50	7	.565
Denny Stolz	1977-85	56	45	1	.553
Gary Blackney	1991-00	60	50	2	.540
Harry Ockerman	1935-40	20	19	9	.510
Dave Clawson	2009-13	32	31	0	.508
Carl Pelini (interim)	2018	2	3	0	.400
Moe Ankney	1986-90	20	31	3	.398
R.B. McCandless	1923	3	5	0	.375
Mike Jinks	2016-18	7	24	0	.226
Walter Jean	1920	1	4	0	.200
Adam Scheier (interim)	2013	0	1	0	.000
Brian Ward (interim)	2015	0	1	0	.000
John Stitt	1919	0	3	0	.000



2019 BGSU FOOTBALL 12 MAC CHAMPIONSHIPS | 13 BOWL GAME APPEARANCES

RECORD BOOK • LETTERWINNERS

RECORD BOOK

AAA

Abernathy, Clarence 82-83
Abernathy, Dirk 76-77-78
Achterhoff, Andy 77-79-80
Ackerman, Gordon 47-48-49-50
Addie, Tom 87-88-89
Adelsperger, Bob 86
Adjei-Barimah, Jude 11-12-13-14
Akenberger, Zach 09-10-11
Alberts, Charles 33
Albon, Ross 34-35
Albrecht, Don 72
Albert, Scott 08-09
Alcorn, Charles 83
Aldridge, Gene 49-50-51
Alexander, Aaron 98-99-00
Alexander, Dwaylon 93-94-95
Allen, Deon 88-89-90
Allen, Frank 71-72
Allen, Marcus 99-00-01-02
Allen, Richard 69
Allman, William 45
Alls, Joe 99-00-01-02
Alvarado, Kevin 08-09-10-11 (Changed Last Name to Moore in 2011)
Anderson, Duan'te 94
Anderson, Gary 73
Anderson, Karl 61
Anderson, Marlon 00
Andrews, James 59-60
Angelo, Carl 69
Ankney, Howard "Moe" 62-63
Antonelli, Anthony 48-50
Arnold, Tim 02-03-04-05
Arrowsmith, Harold 88-90
Ashbridge, Richard Doug 67-68
Asher, Dill 55-56
Atkin, Doug 89-90
Augenstein, Melvin 49-50
Ault, John Willard 29-30-31
Austin, Ron 87
Ayers, Steve 92-93-94-95

BBB

Baarma, Jim 79
Babcock, Joseph 43
Babcock, Robert 43
Babcock, Walter 42
Babics, Joe 71-72
Bachman, Carl 21-22-23
Baden, Elmer 33
Baginski, Donald 53
Bair, Joe 90-91-92
Baird, Bryan 12-13-14-15
Baker, Adrian 05-06-07-08
Baker, Brad 78
Baker, D'Monn 01-02
Baker, Lawrence 56-57-58
Baker, Lynn R. 65
Bakunoff, Vic 74
Baldwin, George 41-42-46
Ball, Frank 44
Ballew, Nijliah 15-16-17
Bangert, Bruce 82
Banks, Aaron 15-16-17
Bannister, Irshad 03
Barlow, Ivan 32
Barnard, Eric 82-83
Barnes, Freddie 06-07-08-09
Barnes, Rolland 46-47
Barnett, Al 95
Barnett, Robert 38-39-40
Barnes, Freddie 06-07
Barrow, Orlando 07
Bartman, Zac 14-15-16
Bartoszek, Frank 80-81
Basler, Cody 06-07-08-09
Bates, Louis Joseph 56-57
Bateson, Ross 36
Battershell, Carl 67-68-69
Batton, Carl 45
Bauman, Glen 42
Bautista, David 00-01
Baxter, James 43-46-47
Bayer, Alex 10-11-12-13
Bayless, Gerry 83-84-85-86
Bayless, Martin 80-81-82-83
Beaber, Tom 77-78-79
Beach, Mark 70-72

Beam, Andrew 08
Beattie, Jerry 91
Becher, Paul 40-41
Beck, Tyler 10-11-12-13
Becker, William 67
Beckley, Scott 85-86-87-88
Beggan, J.J. 13-14-15-16
Beier, Chris 89-90-91
Beindorf, Otto 53-54
Bell, Raymond 61-62
Bell, Tony 71-72-73
Bellard, Bruce 42-46-47
Bellovay, Brian 74
Bennett, Jacob 13-14-15
Bennett, Ray 58
Berry, Claude 21-24
Best, Keith 86
Bettridge, Edward 61-62-63
Bielinski, Dave 89-90-91-92
Biggers, Caleb 18
Bird, Robert 58-59-60
Bistline, Morris 20-21-23
Bistriz, Robert 78-79
Bittner, Dave 83-84-85
Bixel, Mike 79
Blackledge, Ronald 57-58-59
Bloker, Wayne 42-46-47
Blue, Robert 61-62
Bodnar, Mike 99-00-01
Bohyer, Lester 25-26
Bojicic, Ben 08-09-10-11
Boles, John 74-75
Bonfiglio, Frank 49-50
Bond-Awls, Darnell 00
Bongers, Mark 86-87-88
Boomer, Andre 05-06
Booth, Mike 74-75-76
Bordner, Wayne 41-42-43-46
Bortel, Leroy 30-31
Bosko, Steve 89-90-91-92
Bowen, Brad 44
Bower, Dave 72
Bowers, Cal 92-93-94-95
Bowman, Scott 76
Boxley, Joe 84-85
Boyer, Chester 66-67
Boyer, Lee 92-93
Boyer, Rodney 37-38
Bozeman, Jamari 15-16-18
Bradley, Chioke 94-95-96-97
Bradshaw, William 52-53-54
Brandyberry, Jon 72
Brantley II, Kenneth 03-04-05-06
Brashley, Don 39
Breitigam, Tom 92
Brentlinger, Donald 36-37-38
Briggs, Diyral 05-06-07-08
Brigham, Robert 31
Bright, Caleb 17-18
Brighton, Derek 07-08
Brisbane, Sidney 83
Broderick, John 81
Brodston, George 43
Brooks, Carlos 89-90-91-92
Brooks, Karl 18
Brown III, Coy 12-13
Brown, Dave 74-75-76
Brown, Evan 18
Brown, Jahmal 06-07-08-09
Brown, Lawrence 44
Brown, Malik 15-16
Brown, Roger 43
Browning, Kevin 79-80-81
Browning, Robert 03
Bruck, Harold 52-53-54
Bruck, Richard 56
Brudzinski, Steve 38-39-40
Brue, Stan 83-84-85
Bruhowzki, Dave 94-95-96
Brunner, Rob 89
Brungard, Carl 78-79
Bryan, James 53-54-55
Bryant, Jamal 02
Bryant, Kyle 2010-11
Bryce, Morty 96-97-98
Bryson, Dean 83-84-85-86
Buckenmyer, Charles 40-41
Buckosh, Jarrett 06
Buckley, Randy 76

Bukey, Chad 93-94-95
Bullock, Chris 06-07-08-09
Bunsey, Matt 97-99
Burbrink, Ryan 12-13-14-15
Burden, Geno 99-00
Burdick, Bruce 64-65-66
Burkart, Aaron 02-03-04-05
Burkhardt, Kyle 2010-11
Burke, Kenneth 62-63
Burkes, Jovon 01-02-03-04
Burley, Charles 65-66-67
Burns, William 44
Burrell, Preston 09
Burruss, Ken 89-90-91-92
Burton, Chris 94
Burton, Mark 75-76
Burton, Willie 95
Bush, Terrance 13-14-15-16
Bush, Todd 94-95-96-97
Butler, Paul 43
Butson, William 50-51
Butts, Jeremee 00
Byler, Isaiah 2011

CCC

Cain, Richard 51-52
Cairo, Spencer 12-15
Calcagno, Mike 90-91
Cales, Vic 82-83-84
Callesen, Mike 77-78-79
Callaway, Cody 14
Campbell, Andy 04
Campbell, Jaiurus 2010-11-12-13
Campbell, Khary 98-99-00-01
Campolongo, Brian 87
Canary, Sumner J. 20
Canzoneri, Joe 93
Card, Darius 92-93-94-95
Carey, Letoskey 97-98
Carey, Terry 43
Carolan, James 17-18
Carpenter, Cliff 75-76-77
Carpenter, David 66-67
Carr, Demetrius 94-95-96
Carr, Derrick 86-87-88-89
Carr, Doug 79-80-81
Carrico, Doug 85
Carroll, Fred 27-28
Carswell, T.J. 01-02-03-04
Carter, George 41
Carver, Herbert 45
Casey, Bernard 58-59-60
Cassell, Dave 78
Castner, Ralph 22-23-24-25
Catanese, Charles 38-39-40
Cates, Keylan 94-95-96
Centa, Bill 71-72-73
Cepek, Greg 94-95
Chamberlain, Royal 19
Chapman, Chet 27-28-29-30
Chapman, William 32
Charles, Zach 06-07
Cheatham, Keston 07
Cheetwood, Craig 76-77
Cheetwood, John 35-36-37
Chiaravalle, Tony 97
Churchill, Fred 57
Cinquepalmi, Vito 93
Clair, Andrew 17-18
Clancy, Clark 16-17
Clapp, William 31
Clark, Barry 78
Clark, Eric 99-00
Clarke, Frank 20
Clay, Darrell K. 51-52
Clayton, Kevin 73-74-75
Cleveland, Josh 16-17
Clingaman, Dan 36-37-38
Clucas, Charles 19-20
Coby, Herve 12-13-14
Cocula, John 53
Cohen, Jared 13
Colaner, Jerry 58-59-60
Colaner, Thomas 58-59
Colburn, Robert 58-59
Coleman, Harry 49
Coleman, Kholbe 17-18
Cole, Melvin 04
Coles, Maurice 90-93

Coletti, Eddie 66-67-68
Collier, Austin 2010-11-12
Collins, Curtis 92-93-94
Collins, Kevin 86
Collins, Patrick 57
Collins, Richard 35
Colvin, Zach 11-12-13-15
Comer, Charles 58-59-60
Comer, Richard 69
Conklin, Mark 73-74-75
Conrad, Cliff 34
Conyers, David 31
Cook, Jerry 55
Cook, John 71
Cook, Lawrence 63
Cooley, Monty 02-03-04-05
Cooper, Eugene 2010-11
Cooper, Fahn 12
Coppess, Jack 85-86-87
Coppet, Fred 13-14-15-16
Cordiak, James 58
Cordiak, Jim 81
Corner, Vincent 06
Cowan, Norbert 49-50
Cox, Will 85
Cranmer, David 65-66-67
Crawford, Frank 29
Crawford, George 24-25
Crawford, Harry 24-25-26-27
Creech, Keith 93
Crenshaw, Duane 87-88-89-90
Crofcheck, Robert 61-62
Croft, Jerry 59-60-61
Croll, Paul 31
Croop, Aaron Bill 41
Croslen, Josh 17-18
Cross, Brian 71
Crossley, Mitchell 02-03-04
Crow, Ryan 09-10
Crowley, Thomas 22-23
Crumpler, Mike 02-03-04-05
Cruz, Ramon 83-86
Culp, Jonathan 02-03-04-05
Cummins, Bob 76-77-78
Cunningham, Corey 73-74-75
Cunningham, Jay 62-63-64
Curl, Eric 97-98-99-00
Curran, Patrick 04
Currence, Todd 88-90-91
Curtis, Arthur 69-70
Curtis, Brandon 05-06-07-08
Cutler, Kyle, 04-05-06-07
Czerwinski, John 71-72

DDD

Dackin, Rich 86-87-88-89
Dahlman, Neal 07-08-09-10
Dailey, Jason 99-00
Dallas, Robert 51-52
Daniels, Shawn 87-88
Darr, Kent 45
Daum, James 43
Davidson, Earl 23-24
Davidson, Greg 73-74-75-76
Davidson, Honester 69
Davidson, Joseph 14-15-16-17
Davis, Aaron 06-07-08
Davis, Andre 99-01
Davis, Aunre' 2010
Davis, Courtney 93-94-95-96
Davis, Nick 05-06-07-08
Davis, Jeff 84-85-86-87
Davis, Jonathan 09-10
Davis, Tristan 17
Dawson, Rodney 99-00
Dawson, Troy 82-83-84-85
DeBord, Colin 18
Decker, Norman 50
Delaney, Darion 12
Della Vella, Chris 98-00
DeLuca, Joseph 56
Deming, Bill 68-69-70
Denley, Bryson 18
DeOrio, Victor 55-56-57
Derr, James E. 57
Deutsch, Rick 79-81-82
DeWalt, Keith 29
Dianiska, Gerald 58-59
DiBacco, Todd 01-02-03-04



RECORD BOOK • LETTERWINNERS

Diepenbrock, Ryan 98-99-00
Dieter, Gehrig 14-15
Dietz, Logan 13-14-15-16
Dillingham, Don 72-73
Dillman, Robert 40
DiMarco, Al 43-44
Dobbs, Ken 97-98-99-00
Doege, Jarret 17-18
Dolliver, Jason 92-93-94
Domer, Matthew 15
Donahue, Rob 91-92
Donahue, Tyler 07-08-09-10
Donohue, Thomas 66
Dorley, Doug 98-99
Dorsey, Jay 63
Dossous, Vanel 16
Dozier, Erique 05-06-07-08
Dotson, Charles 87-88-89-90
Dotson, Matt 36-37-38
Dowdell, Mark 81-82-83-84
Downs, Derek 18
Doyle, John 61-62-63
Dreher, James 56-57-58
Dryer, Karl 32-33
Dudley, Bob 90-91-92-93
Dudley, Dave 75-76-77
Duetemeyer, Richard 69-70-71
Dunaway, Mark 94-95
Duncan, Cleidith Dale 53
Dunham, Dave 74
Dunham, Donald 46-47-48
Dunham, Harold 48-50
Dunham, Vernon 45-46-47-48
Dunipace, Richard 40
Dunlap, Steven 09-10-11
Dunklin, Tony 77
Durham, Ross 99-00
Durig, Fred 50-51-52
Durkin, D.J. 97-98-99-00
Dusho, Jeremy 96-97
Dutson, Pat 91
Dykes, Sean 85
Dziengielewski, Zach 18

EEE

Earhart, William 63-64-65
Eason, Toy 87-88
Eaton, Ronald 63
Eckert, Robert 41-42
Edgerton, Charles 86-87-88-89
Edwards, Kenneth 35
Elsea, Asa 60-61-62
Emans, Mark 81-82-83
Emans, Matt 04-05-06-07
Endres, Dave 78-79-80
Engelland, William 43
Eppert, Nick 92
Epstein, Samuel 55
Espen, Don 48
Estep, Mike 83-84-85-86
Etoll, Ernest 20-22-23
Etheridge, Winston 09
Evans, Don 57
Evans, George O. 24-25-29
Everhart, Tony 94-95-96
Eyssen, Bill 76

FFF

Fails, John 39
Falb, Bruce 50-51
Farinella, Anthony 12-13-14
Farrington, Dylan 2010
Farrall, David 95-96
Fearnside, Henry 32-33
Fearnside, Robert 60-61-62
Feasel, Jeff 80-83
Feeney, Elwood 44
Fehrman, Rob 97-98-99-00
Fells, Eugene 08-09-10
Femenia, Alex 75
Ferrell, Gordon Vaughn 67-68
Fetters, Doug 82
Fields, Jerry 69-70-71
Fields, Nick 16-17
Fieltz, Raymond 65
Fierek, Mark 80
Figgins, George 23
Filliere, Clarence 28
Filliere, Howard 26-27-28

Fink, Jeff 05-06-07-08
Fink, Kenneth 61
Finley, Dave 68-69-70
Fire, Anthony 63-64-65
Fish, Herb 26-27-28
Fisher, Garry 98-99-00-01
Fisher, Joe 00
Fisher, Tom 71-72-73
Fisher, William 70-72
Fitch, Glenn 59
Fitzpatrick, Eric 90
Fitzpatrick, John 77-78-79
Fleming, Pat 99-00-01-02
Flewellyn, Dominic 10-11-12-13
Florian, Raymond 49-50
Foels, Melvin 63-64
Foley, Joe 84-85-86-87
Foley, Matt 91-92-93
Folkertsma, Hunter 15-16-17
Folkles, Kevin 78-79-80
Foor, Mike 82-83-84-85
Ford, Carl 54-55
Ford, Justin 12
Foster, Aaron 10-11-12-13
Foster, Ralph 39
Foster, Robert 41
Foster, Shane 93-94
Fowler, Keith 52-53-54
Fox, Charles D. 21-23
Frail, Donald 48-49
Frankfather, Harry 25
Franks, Richard 41-47
Frazier, Clint 91-92-93
Freimark, Glenn 52-53-54
Freitas, Jack 46-47-48
Frickers, Jim 81-82-83-84
Fries, Edward 24-25-26
Frontz, John 35
Fry, Gurney 19-20
Fry, Nate 02-03-04-05
Frye, Rico 18
Fuller, Dewey 20-23
Furcron, John Harold 57-58

GGG

Gabram, Tom 97
Gahn, Wilford 25
Galanka, Paul 30
Gallon, Chris 12-13-15
Galyas, John 54
Garafalo, Frank 00-01
Gardner, Brian 03
Garrett, Darhyl 78
Garrett, Paul 66
Garth, Fred 17-18
Gates, Jerry "BooBoo" 10-11-12-13
Gates, Todd 78-79-80
Gatta, Dan 78-79
Gause, Jim 75-76-78
Geiger, Erique 2010-11
Genyk, Jeff 81
George, Ernest 66-67
George, Shawn 94-95-96
Gerling, Kurt 98-99-00-01
German, Tim 09
Geter, Willie 07-08-09-10
Getz, Ray 43
Ghant, Cleon 00-01
Gibbs, Byron 79
Gibson, John 98-99-00-01
Gibson, Willie 93-94
Giganti, Frank 67
Gilbert, Darius 2011
Gilbo, Eric 00
Gill, Kenneth 29-30
Gill, Vaughn 24-25
Gillespie, Herbert 19
Gilliland, Stan 50
Giroux, Jack 54-55-56
Givens, Andre 12-13-14
Glantzis, Alex 99-00-01-02
Glantzis, Chris 00-01
Glaser, Jack 27
Glass, Ollie 49-50-51
Glassco, Greg 87-88
Glaud, Anthony 07
Glendening, Tom 80-81-82
Goble, Ronnie 10-11-12-13
Goebel, Carl 24

Goings, Jim 63-64
Goldner, Howard 29-30
Good, Dale 39-40
Goodwin, Scott 05-06
Gourdine, Isaiah 13-14-15-16
Grafton, Paul 70
Graham, Tony 81-82
Granger, Gary 78
Grant, James 65
Grant, James 61-62
Grant, Steen 00
Grava, Brad 92
Greathouse, Jesse 72-73
Green, Bobby 90
Green, Don 45
Green, Joe 67-68-69
Green, Lester 52-53
Greene, Travis 12-13-14-15
Greene, Trenton 12-15-16
Greetham, James 34-35
Gregorie, Don 82
Gregory, George 68
Gregory, John 65
Gregory, Montre 16-17-18
Gresbach, Jim 81-84
Griffith, Scott 76
Grignon, Kevin 38-40
Grissetti, Charles 41
Groth, Doug 78-79
Groth, Jeff 75-76-77-78
Grubb, Andy 01-02-03-04
Gucciardo, Pat 90-91
Gutierrez, Joe 01-02
Guyer, Joe 76-77-78
Guyton, Datin 17
Gwin, Robert 50-51-52
Gwynn, Harry 25-26-27-28
Gyetvai, Terry 79-80-81-82

HHH

Haack, Mike 89-90-91-92
Hagaman, Dave 81-82
Hager, Nick 12-13
Haigler, Demontae 18
Hale, Ben 15-17
Haley, Robert 01-02-03
Halkias, Samuel 70
Hall, Dean 81-82-83-84
Hall, Jamie 74-76
Hall, Robert 46
Hall, Tom 71-72-73
Hallett, Robert 51-52
Halliwell, Donald 40
Hamilton, Damron 96-97
Hammoud, Norman 92-93-94
Hampton, Torrian 17-18
Haneline, Chris 99-00-01-02
Haneline, John 05-06-07-08
Hankins, Dave 90-91-92
Hans, Rick 72-73
Harbaugh, Jack 59-60
Harden, Jim 66
Hardy, Eilar 15
Hardwick, Jacob 06-07
Hargrove, Earl 71-72
Hargrove, Loren 04-05-06-07
Hargrove, Ra'veion 18
Harmon, Greg 74
Harper, Jonah 17-18
Harpold, Frank 65-66
Harraman, Mike 73-74
Harris, Bob 77-78-79
Harris, Brandon 15-16-17-18
Harris, DeWayne 88
Harris, Donald 41-42-43-44
Harris, Gerald 64
Harris, Josh 00-01-02-03
Harris, Lesley 85
Harris, Paul 89-90-91
Harris, Robert 50
Harrison, Saul 93
Hart, Andrew 00-01-03-04
Hartley, Steve 93-94-95-96
Hartman, Chris 82-83-84-85
Hartman, John 34
Hartshorn, Terry 61
Hartung, Garth 06
Harvey, Robert 45
Haschak, John 63

Havens, William 54
Haves, David 43
Hawkins, James 01-02-03-04
Haynes, David 86-87-88
Heard, Ronald 86-87-88-89
Hecker, Jack 53-54-55
Heckler, Pharon 35
Hecklinski, Randy 93-94
Hedges, Frank 62
Heider, Robert 65-67
Heisterman, Doug 78
Held, Edward 24
Helgesen, Eric 85-86
Helminger, Edward 64-65
Helvoight, Forrest 25-26-27-28
Hemke, Sam 94-95-96-97
Henderlich, Waldo 36
Hendrix, Dorian 16-17-18
Hendrix, Emmanuel 99-00
Henneberry, Jamie 73
Henry, Joseph 44
Henry, Ryan 93-94-95
Henwood, Chris 89-90-91-92
Hepner, Russell 59-60-61
Herbert, Dale 36-37-38
Hershey, Jay 60
Hesrick, Solon 22-23
Hewitt, Mitch 00-01-02-03
Hicks, Anthony 03
Hicks, Brandon 98-99-00-01
Higgins, Jeff 79-80
Hillstrom, Norm 71
Hlay, John 80
Hockman, Kenneth 64
Hockman, Kyle 87-88-89
Hodakievic, James J. 67-68
Hodges, Adrian 08-09-10-11
Hodges, Scott 11-12
Hoey, Jay 95-96-97
Hoffeld, William 44
Hogrefe, Thomas 60-61-62
Hohenstein, Greg 13-14-15-16
Holcomb, Tony 95-96-97-98
Hollingsworth, Jason 03-04
Hollis, Robbie 96-97-98
Holmes, Ed 77-78
Holmes, Mike 86-87-88-89
Holmes, Steve 98-99
Holovacs, Steve 75-76-77-78
Homan, Kurt 76
Hood, Edwin 05
Hoover, Alvan C. 59
Hoover, Melvin 53
Hopgood, Jordan 10-11-12-13
Horansky, Mark 74-75
Horn, Bill 87-88-89-90
Horn, John 45
Hoskinson, Meryl 23
Householder, Reverda S. 20
Houston, William 13
Howard, Gardner 94-95-96-97
Howard, Gerald 77
Howard, Rick 85
Howell, Jim 89-90
Hubbard, Chris 97-99
Hudak, Daniel 49-50
Hudson, Reggie 81
Huelsenman, Kevin 04-05-06-07
Huettel, Alex 12-13-14-15
Hull, Dean 77-78-79-80
Humphrey, Matt 81
Hunter II, Darrell 11-12-14
Hunter, Dontay 96
Hunter, Gerald W. 65-66
Hunter, John 84-85-86-87
Hunter, Ryan 14-15-16-17
Hunter, Stan 82-83-84-85
Hunter, Tony 06-08
Hurley, Trent 11
Hurst Dan 55-56
Huston, Dale 58
Hutson, Ray 08-09-10-11
Hutcherson, Greg 04
Hutchins, Dirion 17
Hutchinson, Akili 92
Huzicko, Steven 62-63
Hyatt, Stuart 31



2019 BGSU FOOTBALL 12 MAC CHAMPIONSHIPS | 13 BOWL GAME APPEARANCES

RECORD BOOK • LETTERWINNERS

III

Ihnat, Emil 39-40-41
Ihnat, John 34-35-36
Ingraham, Robert 45
Inman, James 34-35-36
Inman, Thomas 46-47
Iovinelli, Nick 07-08-09
Isgró, Ronald 59
Iverson, Rick 78-79-80-81

JJJ

Jackson, Andre 82-83-84-85
Jackson, Brandon 08-09
Jackson, Bryan 04
Jackson, Carlos 55-57
Jackson, Heath 11-12-13-14
Jackson, Melvin 18
Jackson, Michael 86-87-88
Jackson, Pat 87-88-89-90
Jackson, Robert 15-16-17-18
Jackson, Sherrill 74-75
Jackson, Zeb 90-91-92-93
Jacobs, Dave 88-89
Jacobs, Omar 03-04-05
Jacques, Russell 65-66
Jacquot, John 71-72-73
Jakubowski, Jon 03-04-05
Janeway, Edward 55-56-57
Jarrett, Craig 00-01-03
Jefferies, Cameron 16-17
Jenkins, DeMark 09-10
Jennings, John 63-64-65
Jeremiah, John 44
Jeter, David 57-58
Jinks, Mike 63
Johnson, Andrew 08-09
Johnson, Bob 93-94
Johnson, Brian 81-82-83-84
Johnson, Cory 2011-12
Johnson, Dana 96-97-98
Johnson, Dewey 39-40-41
Johnson, Erik 84-85-86-87
Johnson, George 90-92-93
Johnson, Greg 84-85-86-87
Johnson, Greg A. 84-85-86
Johnson, Jamien 02-03-04-05
Johnson, Lawrence 19
Johnson, Marcus 75
Johnson, Matt 12-13-15
Johnson, Nick 2014
Johnson, Van 03-04-05
Jones, Brandon, 03-04-05-06
Jones, Bryant 80-81-82
Jones, Carl 44
Jones, Chris 09-10-11-12
Jones, Cornell 80-81
Jones, Doni 82
Jones, Edward 66-67-68
Jones, Eric 99
Jones, Gene 73-74-75
Jones, James 64
Jones, Jerry 63-64-65
Jones, Justus 09-10-11
Jones, Shella 24-26
Jones, Tyrik 16
Jones, Willis 61-62
Joplin, Shaun 10-11-12-13
Jordan, Jelani 02-03-04-05
Jorden, Kamar 2010-11
Joseph, Johnny 12
Joyce, Charles 44
Joyce, Mike 86-87
Judd, Jerry 18
Junior, Albert 61
Junior, Kyle 16-17-18

KKK

Kampe, Greg 75-76-77
Kane, Kevin 76-77-78
Kaplan, John 85
Kastl, Joe 79-80-81
Kautzman, Mark 96-97-98-99
Kebl, Albert 59
Keetle, Joe 69-70-71
Keipp, Martin 53-54
Kekuewa, David "Chief" 12-13
Kelley, Eddie 76
Kelley, Jeremiah 07-08
Kelly, Lawrence 56-57

Kelly, Lawrence 68-69-70
Kennedy, Benji 04-05-06
Kennedy, Bert 61-62
Kennedy, Carlyle 22-23
Kennedy, Pat 78-79-80-81
Kennemuth, Clyde 30
Kent, Aaron 07-08
Kent, Lawrence 55-56
Kerr, Clarence 27-28
Ketchum, Greg 74-75
Kettler, Cory 94-95
Kidwell, Derek 94
Kijanko, Anthony 70-71-72
Kilpatrick, Bob 72
King, Dan 95-96-97
King, Greg 80-81-82-84
King, Rod 86-87
Kings, Harry 21
Kingsbury, Doug 00
Kinney, Harland 35-36-37
Kinzie, Dave 86-87-88
Kirk, Brenton 44
Kisselle, Thomas 53-54-55
Klennner, John 37-38-39
Klicman, Roger 59-60
Klue, Jerel 95
Knapke, James 14-15-16
Knapp, Mike 00
Knecht, Ora 24-25-26-27
Knecht, W. LaMar 38-39
Knierim, James 44-45-46-47
Knierim, Jay 55
Knight, Broderick 80-81-83
Kniseley, Roy 44
Koch, Fred 53-54-55
Koepfer, Karl 55-56-57
Koester, Fred 63
Kokke, Pascal 02
Kollman, James 50
Konowalski, David 16-17
Kormas, Mike 37-39
Kovath, Ernie 79-80
Kowalski, Pete 89-90-92
Krahe, Tom 74-75
Kramer, Jack 16-17-18
Kramer, Kyle 85-86-87-88
Kregel, Matt 88-89-91
Krotzer, Paul 41
Kuck, John 94-95-96-97
Kuehl, Steve 74-75-76
Kuhlman, Bill 82-83-84-85
Kuhlman, Dale 35-36-37
Kulik, Dave 73-74
Kuntz, Edward 47-48-49
Kupke, Greg 99-00-01-02
Kurtz, John 17-18
Kwiatkowski, Raymond 59-60-61

LLL

Labus, Austin 15-16-17-18
Ladd, James 51-52-53
Ladd, John 51-53-54
Ladd, Joseph 24
Laird, Brian 88-90
Lake, Ivan 20
Lamar, Charles 18
Lambright, Larry 86-87-88-89
Lamport, Reid 71-72-73
Lane, B.J. 02-03-04-05
Landman, Brett 88-89-90-91
Lankenau, Paul 27
Lanning, John 04-05-06
Lanning, Stephen 67-69
Larimar, Ron 84
Larson, John 64
Lash, Rodney 48-49
Latimer, Colby 86
Lautanen, Nico 16-17-18
Lawrence, Anthony 63-64
Lawrence, Dallas 19
Lawrence, Nick 06
Lawrence, Thomas 69-70
Leacock, Jovan 2010-11
Leal, Chache 93-94
Leaver, Brian 91-92-93-94
Lee, Derek 15
Lee, Tony 89-91
Leininger, Matt 02-03-04
Leiter, Earl 20-21-22

Leitman, Macs 26-27-28
Lennox, Floyd 55-56-57
Lett, Derrick 02-03-04-05
Levy, Milton 60
Lewis, Curt 79-80-81
Lewis, Godfrey 98-99-01-02
Lewis, Jack 44-47-79
Lewis, James 42-45
Lewis, Kenny 05-06-07-08
Lewis, Norman Brian 58
Lewis, Robert 34
Lewis, Roger 14-15
Lewis, Scott 09-10-11
Lewis, Tarell 06-07
Lichtensteiger, Kory 04-05-06-07
Lige, Adam 95-96-97-98
Liftin, Sheldon 51-52
Limpert, Norman 62-63-64
Lindsey, Scott 88-90-91
Lindsey, Chuck 74-75
Lisbon, Don 60-61-62
Livas, Julius 70-71
Lloyd, Thomas 67-68-69
Locke, Nate 14-15-16-17
Long, Brad 91-92-93
Long, Chad 98-99-00-01
Long, Thomas 89
Lonjak, Edward 44
Loomis, Douglas H. 26-27
Lorenzi, Robert 09-10
Loskorn, Bryan 77
Loville, Terry 96-97
Lowell, Darrell 34-35
Lowell, Donald 27-28-29-30
Lowry, Richard 41-42-46
Loy, Grant 17-18
Lucas, Ryan 02-03
Luccio, John 54
Luettkie, Tom 65-66-67
Lukac, Joseph 48
Lund, Sergio 98-99-00-01
Lundgren, Eric 87
Lunsford, Izaah 14-15-16
Lycan, Kelly 81
Lyons, William 52-56-57
Lynch Jr., D.J. 11-12-13-14

MMM

Machovina, Jerry 68
Mack, Alfonso 13-14-15-16
Mack, Brandon 04-05-06-07
MacLennan, Douglas 54
Macon, Dan 03-04-06-07
Madaras, Adolph 37-38-39
Madaras, George 38-39
Magner, Cole 01-02-03-04
Magnone, Angelo 07-08-09-10
Mahone, P.J. 06-07-08-09
Mahoney, Neal 85-86-87
Mahony, Jim 74
Mains, Andy 88
Maltarich, Robert 67-68
Malone, Michael 00-01-02-03
Mangham, Artie 89-90-91-92
Manns, Brian 94-95-96-97
Mansfield, Donald 48
Maples, Russell 46-47-48
Marazon, Daniel 41-42-46
March, Dallas 19-20-21
Marchione, Mike 69
Marko, Anthony 48-49-50
Markray, Derrick 04-05-06
Marlow, RB 18
Marsh, Fred 30-31
Marshall, Calvin 07-08-09-10
Marshall, Melvin 82-83-84-85
Martin, Brent 97-98-99
Martin, David 41-42-46
Martin, Justin 03
Martin, Gabe 11-12-13-14
Martin, Jamel 11-12
Martin, Rameir 92-93-94
Martin, Robert 71-72-73
Marshall, Calvin 08-09
Mason, Clarence 58-59-60
Mason, Robert 48-49
Massey, Edmond 04
Massey, Noah 18
Masuku, Romeo 18

Matter, Bruce 78-81
Mathews, Fred 67-68-69
Matiscik, Marty 88
Matthews, Willie 76-77-79
Mauer, Rick 01-02-03
Mauk, Wayne 59-60
Maupin, Dennis 69-71
Maynard, Hunter 2011
Mazzone, Joe 96
May, Charles 69
Mayberry, Terrill 02-03-04-05
Mazur, Jon 99-00-01-02
McBride, Gary 71-72-74
McBride, Jerry 16
McAuliffe, Tim 14-15-16-17
McClure, Jerry 17-18
McCarthy, Chad 96-97-98-99
McClain, Dave 59
McCloud, Robert 40
McClure, Bill 86-87
McClure, Brian 82-83-84-85
McCollough, Carl 34
McCormick, Jeff 79
McCorvey, Tony 85-86-87-88
McCoy, Ed 72-73
McCreary, Bill 85-86
McCullough, Pat 45
McDonald, Dal 87-88-89-90
McElroy, Ryan 91-92-93-94
McFayden, Don 56
McGee, Mike 84-86-87-88
McGrady, Cornelius 01-02-03-04
McKenzie, Jack 69-70
McKenzie, Roger 52
McKoy, DeVon 11-12
McMann, Albert 20-21-22
McMichael, Dave 71-72-73
McQuaid, James 52-53
McQuigg, Alan 64-65-66
McVeigh, Mentor 27
Meador, Larran 69-70-71
Meczka, Greg 71-72-73
Mee, Gregory 56
Meehan, Greg 83-85
Meek, Brian 80-81
Meek, John 78-79-80-82
Meeker, James 69-70
Mehlow, Harold 39-40-41
Meinhart, Erwin 45
Meister, Don 59-61
Mercurio, Joseph 48
Mergenthal, Arthur 43
Merlitti, Tom 68-69-70
Merritt, Ed 94-95-96-97
Merritt, Joe 77-78-79-80
Mershon, J.P. 96-97
Michaud, Mike 87
Mignin, James 29
Miles, Paul 37-38
Miles, Paul 71-72-73
Miller, Dave 81-82-83
Miller, Mark 74-75-76-77
Miller, Roscoe 31
Miller, Scott 15-16-17-18
Milton, Marcus 15-16-17-18
Minnich, Max 46-47-48
Minns, Mike 12-13-15
Minturn, Brady 06-07-08-09
Missler, Dick 72
Mitchell, Cedric 18
Mitchell, Rick 84-85
Mitchell, Thoral Jr. 52
Mitolo, Jim 76-78
Mkhitarian, Vardan 02-03
Mohler, Glen 37
Mohr, Donald 43-44
Mohr, Estelle 23
Mohr, Rex 79
Molk, Brett 73
Molk, Mark 96
Mollenkopf, Kenneth (Jack) 25-26
Momany, Jack 49-50
Montgomery, Kendall 11-12-13-14
Montrie, William 70-71-72
Mooney, Douglas 49-50
Moore, Joe 91
Moore, Kenton 19-20
Moore, Ronnie 13-14-15-16
Moore, Tim 09-10



RECORD BOOK • LETTERWINNERS

Moriarty, Tom 74-75
Morgan, James 16-17
Morgan, Keith 08-09-10-11
Morrill, Robert 56-57-58
Morris, Quintin 17-18
Morton, Jason 00-01-02-03
Moscoe, Homer 24-25
Moss, Tom 94
Moton, Joe 79-80
Mower, Lester 30
Mruczkowski, Scott 01-02-03-04
Mulvihill, Pat 44-45
Munson, Brian 83-84
Murnen, Tim 55-56-57
Murray, Ford 31-32-33
Murray, Roger 69-70
Mussil, Edward 39-40
Mustain, Robert 36
Muzi, Greg 73-74
Myles, Will 03-04-05-06

NNN

Naranjo, Matt 18
Nartker, Brian 90-91-92
Navarro, Steve 02-03
Neal, Chris 84-85-86
Nearing, Guy 23
Needham, Nate 18
Nehlen, Don 55-56-57
Neiman, Rick 81-83-84-85
Nelson, Mark 85-86
Neverov, Sam 18
Newble, Ryan 03-04
Newlove, Richard 36
Newman, Rick 71-72-74
Newsome, Richard 59-60-61
Newson, Keon 01-02-03-04
Nicholson, John 02-03-04-05
Nickey, Ron 73-74-75
Nicolini, Gene 71
Niemet, Bob 95-96-97-98
Norman, Nick 65
Norris, Pete 17
Norsic, Matt 09
Noyes, Thomas 19-20
Nozak, Al 76
Nunn-Liddell, Jai 18
Nussbaum, Joseph 61
Nyitray, P.J. 66-67-68
Nystrom, Drew 04-05-06-07

OOO

O'Brien, Kevin 89-90-91-92
Obrock, John 74-75-76
Obrovac, George 74-75-76
Obrovac, Mike 74-75-76-77
Obrovac, Nick 74
O'Donnell, William 44
O'Drobinak, Sean 04-05-06-07
Ogilvie, D.J. 88-89-90-91
Olds, Hayden 25-26
O'Leary, Thomas 64-65
Olnhausen, Roland 21
O'Neill, Joe 96-97-98-99
O'Neill, Kevin 94-95-96-97
Orr, Henry 65-66
Orwick, John 31
Osborn, Dale 21
Osborne, Victor 12-13-14
Ostrander, Walter 22-25
Otten, Chip 79-80-81-82
Otten, Mike 85-86-87
Ouellet, Ted 11-12-13
Owchar, D.J. 99-00-01-02

PPP

Pace, James 45
Pace, Keith 88-89-90
Page, William 55-56-57
Palguta, Richard 52
Palko, Vince 91-92-93-94
Pallo, Mike 56
Palmer, Charles 70
Palsgrove, Dayne 81-82-83
Panczyk, Dave 77-78-79-80
Pankratz, Aaron 09-10
Pankratz, Wally 69
Park, John 77-78-79-80

Parker, Andre 75-76-77
Parker, Michael 93-94
Parker, Tony 84-85-86-87
Parks, Devon 03-04-05
Parks, Lewis 08-09-10
Parks, Marques-05-06-07-08
Parks, Winston 39-40
Parkson, Lloyd 51-52
Parmenter, Peter 4
Partridge, Corey-05-06-07-08
Parnell, Tony 90
Pasqualone, Frank 77
Pate, Ben 50-51-52
Pate, Tom 94-95
Patton, Janssen 00-01-02-03
Peacock, Jeff 79
Pearce, Joe 67
Peek, Harold 54-55-56
Pelton, Horace 27
Pemberton, Mack 33
Pencheff, Benny 28
Pencheff, Oscar 32
Peregord, Mike 72
Perrin, Richard 67-68
Penton, Steve 36-37-38
Perry, Charles 56-57-58
Perry, Deaudre 04-05
Perry, Doyt 29-30-31
Perry, James 65-66-67
Perry, Lester 32-33
Peters, Jason 92-93-94
Pettigrew, John 09-10-11-12
Pettus, Josh 12-13
Phelps, Jim 81-82-83
Phillips, Cotton 97
Phillips, Fred 62-63
Phillips, George E. 59-60
Phillips, Jarrad 99-00
Phillips, Jerry 09
Phillips, Leroy 32-33
Phouthavong, Deric 15-16-17
Piazza, Christian 12-13-14
Pickrom, CJ 16
Piepkow, Teddy 02-03-04-05
Pick, Pete 36
Pilcher, John 23
Pillar, Mark 71
Pinchem, Andre 00
Pittman, William 70-71-72
Place, Robert 23-24
Platt, Damien 97
Platzer, Edward 70
Plusquellic, Donald 70-71
Poe, Howard 30-31
Pohlman, Chris 11-12-13-14
Pohlman, Neil 48-49
Polak, Dave 68-69
Polak, Phil 71-72-73
Polen, Jeff 63
Polhemus, Jeff 76-77
Polivka, Mark 85-86
Pollock, Andy 96-97-98
Pollock, Kenneth J. 20
Pollock, Ward 42
Pont, Richard 49-50
Pope, P.J. 02-03-04-05
Popek, Louis 50
Popovich, Peter 42
Porowski, James 64-65-66
Posey, Armani 17
Potts, James 59-60-61
Potts, Shawn 79-80-81-82
Pough, Janarvis 16-17
Powell, Gavin 03-04
Powell, Todd 90-91
Powers, Jeff 81
Pratt, Charles 60
Pratt, Robert 63-64-65
Prchlik, Joe 81-82-83-84
Prchlik, Mark 77-78-79-80
Preston, Dave 73-74-75-76
Price, Billy 99
Price, Steve 71-72
Privitera, Angelo 60-61
Pronty, Tyrone 07-08-09-10
Prosak, Alex 74-75-76-77
Pryfogle, Pete 72
Puchalla, Robert 49

Pullins, Eric 92
Putman, Dan 77

QQQ

Quesinberry, Ralph 40-41-42
Quiles, Marquese 09
Quinn, Tim 72-73

RRR

Raabe, Steve 77-78-79-80
Rabarding, Orville 19-20-21-22
Raburn, Britt 68-69
Radenbaugh, Ernest 32
Radich, Charles J. 66-67-68
Radlinski, David 59-60
Raether, Harold 48
Ragland, Tom 83-84
Ramlow, Robert 56-57-58
Ramsey, Charles 58-59
Randolph, Steven 40-41-42
Rankin, Ken 84-85-86-88
Rathburn, Arden 37-38
Ream, Michael 06-07-08
Recla, Norm 83-84-85
Redd, Ray 84-85-86-87
Redd, Robert 98-99-01-02
Redd, Ronnie 91-92-93-94
Redding, Teo 14-15-16-17
Redding, Ty 17-18
Reed, Donald 21
Reed, Elwood 34-35
Reese, Jenkins 04
Reese, Ray 56-57-58
Regnier, William 63
Regula, Walter 95
Reicosky, Thomas 64-65
Reis, Richard 48
Reublin, Robert 60
Reyman, Ted 50
Reynolds, Jim 73-74
Reynolds, Robert 60-61-62
Reynolds, Roger 61-62
Rhodes, Robbie 15
Rice, Jason 08-10-11
Rice, Shaun 97
Richards, Paul 82
Riddle, Carlton 39
Rideout, Lester 42-46-47
Rieke, Nick 07-08-09-10
Riemland, Jim 84
Riffle, Gene 34-35
Rimas, Mike 71
Ringer, Harold 34-35
Rivers, Jamie 64-65-66
Roberds, Daniel 58-59
Roberts, Jerry 57-58-59
Robertson, Jeff 76
Robilotto, Lane 09
Robilliard, Vernon 49
Robinson, Chip 09-10-11-12
Robinson, David 43
Robinson, Lynn 64
Robinson, Malcolm 99-00-01
Robinson, Matt 15-16
Robinson, William L. 52-53
Rockwell, Ray 80-81-82-84
Rodriguez, Steve 93-94
Roeder, Bill 68-69-70
Roese, David 67-68-69
Rogers, Jacque 95-96
Rogers, Orlando 95
Rogers, Robert 85-86
Rolf, Clay 11-12-13-14
Rolf, Paul 64-65
Rolwing, Jon 87
Roop, Trevor 15-16-17
Rositano, Wayne 83
Rose, Karl 98-99-00-01
Ross, Mark 88-89-90-91
Ross, Steve 89-90
Ross, Tim 77-78-79-80
Rosser, Carl 78-79-80-81
Rottinghaus, Bud 96
Rottinghaus, Jeff 89-92
Rousey, Norman 50
Rowe, Ben 53-54-55
Roussos, Jordan 09-10-11-12
Rowe, Randy 83
Royster, Taylor 12-13-14-15

Ruggiero, Anthony 61-62
Ruiter, William 62-63-64
Ruiz, Ruben 05
Rullo, Mike 77-78-79-80
Runnells, Jeff 02-03
Ruper, John 59-60
Russell, Joe 72-73-74
Russell, Kenneth 54-55-56
Russell, Sturgal 56-57
Rutan, Dean, 83-84
Rutherford, Craig 06-07-08-09
Ryder, Bert 22

SSS

Saam, Robert 42
Sahm, Andy 99-00-01-02
Sak, Chester 41
Saleet, Dan 74-75-77
Saleet, Tom 74-75-76-77
Salguero, Eldridge 18
Salimen, Norman 58
Samuel, Anthon 11-12
Sanders, Brian 15-16-17-18
Sanders, Steve 02-03-04-05
Sanderson, Jerrett 06-07-08-09
Sandru, Jeff 86-88
Saneholtz, Byron 42
Sanford, James 14-15-16
Sassler, Mark 73-74
Sawmiller, Justin 18
Saxton, Millard 27
Sayles, Daniel 01-02-03-04
Schaefer, Gary 70-71
Schaefer, Joe 06-07-08
Schaeetzke, Howard 47-48
Schaller, Ralph 19
Schaller, Willard 31-32-33
Scheidler, Jimmy 06-07-08-09
Scheidler, Josh 07
Scheidt, Chris 09
Scheig, Paul 50-51-52
Schick, Hugh 52
Schie, Clyde 48-49
Schiets, Dennis 85-86-87
Schilz, Matt 10-11-12-13
Schindler, Max 58
Schlinder, Albert 41-42-43-46
Schmelzle, George 82-83-84-85
Schmiedebusch, Brian 11-12-13
Schmidt, Fred 58
Schmidt, George 44
Schmidt, Peter 48-49
Schmidt, Roger 66-67
Schmiedt, Jacque 44
Schneider, James 09
Schneider, Ricky 97-98-99-00
Schnelker, Robert 47-48-49
Schoeck, Fred 44
Schorejs, Derek 92-93-94-95
Schrage, Arthur 43
Schriner, Dan 82-83-84-85
Schriner, Ken 85-86-87
Schumann, Jim 79-80-81-82
Schweitzer, Paul 83-84-85-86
Schwieterman, Gus 14-16-17
Secor, Willis 47-48-49
Seeley, Paul 89
Seemann, Gary 71-72
Seibert, Steve 76-77
Seiter, David 65-66-67
Senn, Paul 13-14
Shale, Cris 88-89-90
Shanks, Claude 49-50-51
Sharon, Charles 02-03-04-05
Sharp, Zack 17
Sharpe, LaVelle 03-04-05
Shartle, John 67
Sheehan, Tyler 06-07-08-09
Sheets, Jim 78-79
Sheets, Steve 96
Sheffer, Robert 31
Shehab, Tom 90
Sheldon, John 46-47-48
Shepherd, Michael 67-68
Sherman, Brian 88-89-90-91
Sherman, Gary 61-62
Sherrell, Mitch 74-75
Shestina, Stuart 70-71



2019 BGSU FOOTBALL 12 MAC CHAMPIONSHIPS | 13 BOWL GAME APPEARANCES

RECORD BOOK • LETTERWINNERS

RECORD BOOK

Shetler, Dan 77-78-79-80
Shingleton, Ted 81-82-83
Shinn, Greg 69
Shipman, Brian 77
Shocklee, Joe 68-69-70
Shupe, Thurl 32-33
Sielschott, Lowell 40-41-42
Siesel, Joseph 64-65-66
Silva, Al 68
Silvani, Leroy 48-49-50
Silvi, Paul 85-86
Siminski, Edward 37-38-39
Simmons, Edward 48
Simmons, Robert 69-70
Simms, Shawn 81-82-83-84
Simonds, Rex 49-50-51
Simonton, Steve 04
Sims, Nick 88-89-90-91
Sims, Thomas 63-64-65
Skattebo, Leonard 16-17
Skibbie, Franklin G. 20-21-22-23
Skorbot, Gabe 17-18
Sklotterbeck, Robert 23
Smalley, Glenn 51
Smiley, Chris 00
Smith, Allen 89-90
Smith, Andre 87
Smith, Antonio 05-06-07-08
Smith, Chloris L. 20
Smith, Darius 07-08-09-10
Smith, Damon 94-95-96
Smith, Donnal 23
Smith, Doug 74-75-76-77
Smith, Eric 86-87-88
Smith, Jeff 75-76
Smith, Kennan 45
Smith, Larry 66-67
Smith, Larry D. 59-60-61
Smith, LeRoy 89-90-91-92
Smith, Shannon 14-15-16-17
Smith, Tawan 94
Smith, Thomas 04-05-06
Smith, Wayne 62-63
Snell, Fred 48-49
Snider, Monroe III 65
Snyder, Charles 21
Socolofosky, Homer 43
Sofios, Ted 51
Sohn, John 64-65-66
Soskey, Al 37-38
Sotolongo, Antonio 16-17
Souliere, Joseph 64-65-66
Southard, Ray 86-87-89
Spann, Tom 74-75
Spencer, Adrian 08-09-10-11
Spencer, Bob 66-68
Spencer, William 55-56-57
Spengler, John 77-78-79-80
Spilewski, Joseph 59
Spivey, Jermaine 90-94
Spray, Steve 88-89
Sprenkel, Donald 05-06
Standring, Thomas 67-68
Stanley, Glen 07
Stanford, Andrew 04-05-06-07
Stanziale, Joseph 53-54-55
Stark, Andy 81-82
Starks, Eric 95-96
Staten, Darnell 90-92-93
Steele, Archie 37-38-39
Steele, Tom 75-76
Steffy, Shane 06-07-08-09
Stein, Stephen 11-12
Steinke, Kevin 96-97-98-99
Stennett, John 43
Stephan, Rob 73-74
Stephens, Carl 34
Stephens, Clint 14-15-17-18
Stephens, Terrance 16-17
Stevenson, Audrey 34-35
Stevenson, Clifford 28-29-30-31
Stevenson, Donald 30-31-32
Steward, Ben 13-14-15-16
Stewart, Wayne 36-37-38
Stier, Brian 93
Stokes, Dan 76
Stokes, Je Ron 12
Story, Darryl 83-85-86
Stough, Claitus 19

Stough, Lester 19
Stover, Raishaun 03-04
Stover, Trevor 92-93-94-95
Stover, Ty 97
Strasser, Jason 96-97-98-99
Stratton, Larry 81-82-83
Strazinsky, Bill 91
Studer, Albert 61
Studer, Joe 76-77-78
Studer, Steve 72-73-74-75
Studrawa, Greg 86-87
Sturt, Fred 71-72
Suder, Jake 16-17
Sugden, Mike 76-77
Suisham, Shaun 01-02-03-04
Sullivan, Will 98-99
Sutton, Brian 12-13-14
Swain, Ivan 49
Swan, Paul 10-11-12-13
Swan, Steve 81-82
Swartz, Paul 32-33
Swartz, Wilbur 24-25
Swearingen, John 27-28-30
Sweigard, Cletus 45
Szlachcic, Mark 89-90-91-92
Szychowski, John 68-69

TTT
Tabler, John 42-46
Tabler, Thomas 39-40-41
Taborn, Lorenzo 16-17-18
Talley, Kevin 81-82
Tanner, Matt 18
Tanski, Bart 10-11-12
Tate, Trent 84
Tate, Tyler 12-13-14-15
Taves, Al 44
Taylor, Don 72-73-74-75
Taylor, Greg 79-80-81-82
Taylor, Kevin 71-72-73
Taylor, Titus 79
Teague, Will 00-01-03
Tecco, Don 88
Tenhundfeld, Robert 43
Thacker, Sam 78-79
Thaler, Mike 02-03-04-05
Thomas, Abasi 98
Thomas, Bobby 05
Thomas, Brian 11-12-13-14
Thomas, Hal 73-74
Thomas, Thomas 51-52
Thompson, Art 73-74-75
Thompson, Rodney 87-88
Thompson, Scott 95
Thorne, Ron 95
Thornton, Reggie 86-87-88-89
Thourot, Jack 29-30-31
Timchenko, Joe 04-05
Tinnerman, Grant 18
Tippin, Floyd 34
Tipton, Carlos 08-09
Tolle, Stuart 81-82-83-84
Tomasello, Jac 78-79-81-82
Tomlinson, Alfred 07
Torresso, Nick 07-08-09-10
Toth, Bill 64
Tracy, Andy 92-93-94-95
Traub, Harry 29-30-31
Travis, Arthur 29-30
Travis, Arthur 69
Traylor, Tyler 18
Treadway, William 44
Treece, Clive 19
Treece, Dale 19
Treece, Harold 28-29
Trenary, Warren 51
Trent, Anthony 63-64
Troyer, Herbert 19
Truchly, Steve 81-82-83
Truss, Cam 2010-11-12-13
Tuminello, Nick 09
Tunnell, Arch 60-61
Turano, Kyle 00
Turner, Anthony 05-06-07-08
Turner, Dave 72-74
Turner, Darnard 14-15
Turner, Fred 86-87
Turner, Traban 97
Tyla, Matt 99-00

UUU
Underman, Rick 77-78
Urban, Stanley 43
Urdzik, Dave 68-69
Urschel, Kenneth 20
Usak, Frank 40-41

VVV
Vail, Robert 19-20
Valdez, Austin 14-15-16
Valentine, Craig 77-79-80-81
Valentine, John 57-58
Valli, Frank 50
Van Atta, Richard 45-46-47
Van Dam, Jason 00
Van Demark, Cutis 07
Van Fleet, Merritt 43
Van Fossen, Doug 87-88
Verdun, Donald 47-48-49
Villapiano, John 71-72
Villapiano, Phil 68-69-70
Villanucci, Vince 82-83-84-85
Violet, James 64-65
Violet, William 61-62-63
Viscounte, Ron 86-87-88-89
Volkmer, Leroy 48
Vrvilo, Sinisa 07-08
Van Stein, Mike 70
Vura, Richard 60

WWW
Wade, Tavaus 16-17
Wagner, Jerry 99-00-01-02
Wagner, Lamont 82-83
Wagner, Mickey 2010-11
Wagner, Walter 52
Wagoner, Richard 64-65-66
Wakefield, Dennis 75-76
Walder, Roland 18
Waldron, Nate 05-06-07-08
Walker, Blacc 2009-10
Walker, Charlie 11-12-13-14
Walker, Ennis 45-46
Walker, Phil 83-85-86
Wallace, Dwight 64-65
Wallace, Richard 34
Wallace, Roger 71-72-73
Walnsch, Brian 89
Walston, Ricky 04
Walz, Jack 15-17
Ward, Jerry 62-63-64
Ward, Mervin 60
Ward, Ryland 11-12-13-14
Ware, DeAngelo 15
Waring, Richard 66
Warner, Bernard 35
Warner, Forrest 26-27
Warren, Rob 01-03-04-05
Washington, Jason 04
Wasserman, James 61-62
Watson, Larry W. 67-68
Watson, Patrick 04-05-06-07
Watson, Will 12-13-14-16
Watson, Willie 95-97-98
Watz, Hal 73
Waugh, Fred 48-50
Waugh, Ronald 43
Wayne-Prather, Jordan 18
Weathersby, Leon 97
Weaver, Barry 61-63
Weber, Eugene 58
Weber, Kenneth 33
Weger, Michael 64-65-66
Welch, Mike 83
Welker, Mark 42-46
Wellner, Edward 39-40-41
Wells, Russ 76
Wendel, Dennis 99-00-01-02
Wenstrup, Andy 03-04
Wentling, Cloyce 34
Whalen, Kenneth 60
Wharton, Dominique 11-12
Wheeler, Bernard 48-49-50
Wheeler, Pierre 26
Whidden, Bill 74-75-76
Whipple, Fred 33
Whitaker, Gary 61-63
White, Bernard 84-85
White, Erik 89-90-91-92

White, Maynard 51
White, Mark 80-81-82
White, Phil 50-51-52
White, Ralph 59-60
White, Terrel, 03-04-05
Whiteside, Earl 61-62
Whitfield, Calvin 88
Wichman, Mark 76-77
Wiener, Doug 76-77-78-79
Wilbourne, Steve 88-89-90-91
Wilcox, Matt 17
Wiley, Calvin 06-10
Wilke, Richard 52
Williams, Brad 03-04-05
Williams, Casey 98-99-00
Williams, Charlie 92-93-94
Williams, Eric 85-86
Williams, Jack 76-77
Williams, Jamaine 95-96-97
Williams, James 99-01-02-03
Williams, John 42
Williams, Junior 95-96-97-98
Williams, Lee 79-80-81-83
Williams, Mel 64
Williams, Roger 06-07-08-09
Williams, Ronald 59-60
Williams, Stew 64-65-66
Williams, Vernon 89
Wilson, Art 35
Wilson, Donovan 15-16-17
Wilson, James 54
Wilson, Myron 71-72-73
Wilson, Terry 88-89-90-91
Windatt, Dave 77-78-79-80
Wingate, Heath 64-65-66
Wingrove, Ryan 99-00-01
Winovich, Pete 04-05-06-07
Winters, Rozell 88-89
Wireman, Vern 68-69-70
Wirick, William 48
Wisser, James 62-63-64
Witte, Bill 71
Witte, Earl 21-22-23
Woodzinski, Mitchell 36
Wohlars, Arthur 32
Wolfe, George 27
Woodland, Jack 46-47-48-49
Woods Jr., Dwayne 09-10-11-12
Workens, James 51
Wortham, Darius 18
Woullard, Jason 92-93-94-95
Wright, Brain 2010
Wright, Chris 06-07-08-09
Wright, Isaac 69-70
Wright, Mike 77-78-79
Wrightsmen, Rolland 50-51-52
Wroblewski, Gary 76
Wyans, Charles 51
Wyatt, Jared 17
Wyse, Joe 90-91-92-93

YYY
Yanez, Jesus 02-03
Yawberg, Harold 52-53
Yocum, Robin 75-76-77
Yoder, Stanley 41-46
Young, Andre 79-80-81-82
Young, D.J 06-07
Young, James 56
Young, Rick 88-90
Young, Robert 35-36-37
Younkin, Robert 21-22-23-24
Youskievicz, Louis 60-61
Youssef, Gehad 81-82-83-84

ZZZ
Zahn, Wayne 43
Zelina, Matt 88
Zeller, Jason 86-87-88-89
Zelonis, Gary 70-71-72
Ziegler, Richard 50-51
Zimmerman, Marquis 16
Zimmerman, Shawn 86-89
Zimpfer, Robert 57-58-59
Zimpfer, Robert 67-68-69
Zolciak, Dennis 66-67-68



SPIRIT & TRADITION



Retired Jersey


The only football jersey retired at Bowling Green is #29. It was worn by Paul Miles from 1971-73. Miles rushed for 3,239 yards and 25 touchdowns in his career and was a three-time first team All-MAC selection. He was just the third back in NCAA history to rush for 1,000 or more yards in three consecutive seasons.

Frieda & Freddie Falcon

Frieda and Freddie Falcon are the official mascots of the Bowling Green Falcons. Together with the BGSU cheerleaders, Frieda and Freddie boost spirit at intercollegiate athletic events. Tryouts are held each spring, and winners remain anonymous to the student body until each is unveiled at the last home basketball and hockey game. The Freddie Falcon tradition began in 1950 while Frieda Falcon was added for the 1979-80 athletic year.

Why The Falcons?

The 2019-20 athletic year marks the 92nd anniversary of Bowling Green's nickname, Falcons. Before 1927, BG teams were called the Normals or Teachers. Ivan Lake '23 suggested the nickname after reading an article on falconry. Lake, managing editor and sports editor of the Sentinel Tribune in Bowling Green at the time, proposed the name change because it fit headline space and because falcons were "the most powerful bird for their size and often attacked birds two or three times their size."



PEACE PIPE AWARD

The Peace Pipe was a traveling award that went to the winner of the annual gridiron battle between Bowling Green and Toledo. The Peace Pipe tradition actually began on the basketball court during the 1947-48 season. At that time, the teams exchanged a six-foot long wooden peace pipe. The original basketball Peace Pipe disappeared, so, in 1980, the Peace Pipe was reinstated for football with former UT football player Frank Kralik creating the present trophy. Today's Peace Pipe is a smaller version of the original pipe, resting atop a trophy. The Peace Pipe was eliminated prior to the 2011 season and replaced by the "Battle of I-75" Trophy.



ANNIVERSARY AWARD

The Anniversary Award is a traveling award that goes to the winner of the football game between Bowling Green and Kent State. Established in 1985 by the respective alumni departments at BGSU and KSU, the Anniversary Award commemorates the founding of BGSU and KSU in the year 1910.



DOYT L. PERRY STADIUM



Doyt L. Perry Stadium has added lights, a new scoreboard, turf, chairback seating and the Sebo Athletic Center since 2001

Doyt L. Perry Stadium, with its 24,000 seating capacity, is celebrating its 54th year as the home of Bowling Green State University football. In 2001 permanent lighting was installed at the venue and home attendance doubled. In 2007 FieldTurf and the Sebo Athletic Center were added and in 2012 a high definition video board in the south endzone was installed. A new synthetic turf surface, featuring Shaw Sports Turf's PowerBlade Pro system, was installed in the summer of 2016.

Built in 1966 for approximately \$3 million as a replacement for the 43-year-old University Stadium, Perry Stadium had a capacity of 23,272 until bleacher seats were installed in both end zones in 1982 (Those bleachers have been removed to give way for the Sebo Athletic Center, giving BGSU the 24,000 current capacity). One of the largest and most attractive athletic facilities in the Mid-American Conference, Perry Stadium set the conference record for single-game attendance.

On Oct. 8, 1983, a huge crowd of 33,527 packed into Perry Stadium for

the annual Northwest Ohio rivalry between Bowling Green and Toledo, establishing a school and MAC record for single-game attendance. The Falcons went on to set a season record, breaking the six-digit figure for five games with a total draw of 100,021. It marked the first time in history that Bowling Green averaged more than 20,000 fans for five home football games.

That figure was topped in 1985, when Bowling Green posted a perfect record (11-0) in the regular season and clinched the MAC Championship by shutting out Toledo at Perry Stadium in November. More than 28,000 fans turned out that day, raising Bowling Green's season attendance to an average of 22,422. In 1994, BG fans bettered the mark of 1985 as 114,802 fans, an average of 22,960, attended the five home games.

In 2003, Falcon faithful attended sellout games against Northern Illinois and Toledo as ESPN broadcast three games live from the facility and brought its weekly college football show, College Gameday, to Bowling

Green. That year, BGSU averaged more than 21,000 per home game and Perry Stadium remains the only MAC football stadium to have hosted College Gameday.

Perry Stadium is more than just a football facility. The east side of the stadium includes locker rooms, equipment rooms, and some Athletic Department offices. The west side is the home of the BGSU Golf Training Center, filled with a 1,200 square foot putting green, locker rooms and hitting bays, as well as offices for both men's and women's soccer.

Sitting atop the press box on the west side of the stadium is the plush Stadium Club. The Stadium Club's 106 theatre-type seats provide loyal BGSU fans with the best view of the game. The President's Box, located at the top of the east side of the stadium, provides luxury seating for the University President and his guests, along with other supporters of Falcon football.

The construction of elevators on both sides of the stadium, completed in early 1998, has made

the stadium more accessible for all fans. Renovations to all boxes on both sides and the stadium club have taken place over the last few years making for a more fan-friendly atmosphere. Bowling Green won the first game ever played in Perry Stadium, defeating Dayton, 13-0, on Oct. 1, 1966. Since that time, the Falcons have won over 63 percent of their home games, compiling a 165-93-6 record in the 264 games played at Perry Stadium.

Total Home Attendance

4,126,619
(an average of 15,284 for 270 home games over the last 53 years)

Longest Winning Streak

16 (1983-86)

Longest Unbeaten Streak

19 (1991-94)



PERRY STADIUM RECORDS

DOYT L. PERRY STADIUM RECORDS

Rushing

Attempts	46, Bryant Jones vs. Kent, 10/31/81
Yards	225, Darryl Story vs. Ball State, 11/5/83
TDs	5, Dave Preston vs. Dayton, 9/21/74

Passing

Attempts	73, James Knapke vs. Indiana, 9/13/14
Completions	46, James Knapke vs. Indiana, 9/13/14
Yards	450, Matt Johnson vs. UMass, 10/10/15
TDs	6, Ryan Henry vs. Ball State, 10/22/94
Interceptions	6, Neil Britt (Ball State), 11/5/83; Ryan Henry (BGSU) vs. Louisiana Tech, 8/31/95

Receiving

Receptions	16, Roger Lewis vs. Indiana, 9/13/14
Yards	261, Roger Lewis vs. Memphis, 9/19/15
TDs	4, Jeff Groth vs. Grand Valley, 9/23/78

Scoring

Points	30, Dave Preston vs. Dayton, 9/21/74
Field Goals	4, Jake Suder vs. South Dakota, 9/9/17

Long Plays

Rush	93 yds., Mike McGee vs. Central Michigan, 11/21/87 (TD)
Pass	96 yds., Mark Miller to Dave Dudley vs. San Diego State, 9/25/76 (TD)
Interception	88 yds., Julius Livas vs. Miami, 10/23/71 88 yds., Scott Frazier (Miami), 10/27/90 (TD)
Punt Return	100 yds., Courtney Davis vs. Kent, 10/12/96 (TD)
Kickoff Return	97 yds., James Oliphant (UMass), 10/10/15 (TD) 94 yds., Leon Weathersby vs. Western Michigan, 10/11/97 (TD)
Punt	81 yds., Cris Shale vs. Ohio, 10/6/90
Field Goal	60 yds., Derek Schorejs vs. Toledo, 10/21/95

Most Points

By BG	72, vs. Ohio, 10/5/02
By Opponent	66, vs. Toledo, 11/15/17

In the event that a BGSU player does not hold a record, the top Falcon performance is also listed.

Top 15 Home Crowds

1.	33,527	vs. Toledo, Oct. 8, 1983
2.	31,007 [^]	vs. N. Illinois, Oct. 25, 2003
3.	29,724	vs. Toledo, Nov. 29, 2003
4.	29,210	vs. Toledo, Oct. 2, 1993
5.	28,110	vs. Toledo, Nov. 16, 1985
6.	27,333	vs. Toledo, Oct. 19, 1991
7.	26,860	vs. Toledo, Oct. 9, 1971
8.	26,483	vs. Toledo, Nov. 23, 2001
9.	25,616	vs. Miami, Nov. 15, 2006
10.	25,057 [#]	vs. Akron, Sept. 30, 1989
11.	25,000	vs. Akron, Sept. 28, 1985
12.	24,631	vs. Miami, Oct. 29, 1994
13.	24,409	vs. Miami, Sept. 24, 1983
14.	24,194	vs. Miami, Oct. 25, 1975

[#] first night game

[^] ESPN's College Game Day

BGSU Doyt Perry Stadium Records

1966	3-1-0
1967	2-3-0
1968	4-1-0
1969	3-2-0
1970	2-2-1
1971	3-2-0
1972	3-1-0
1973	4-1-0
1974	4-1-0
1975	3-2-0
1976	3-3-0
1977	2-3-0
1978	2-3-0
1979	2-3-0
1980	2-3-0
1981	2-2-1
1982	5-0-0
1983	4-1-0
1984	5-0-0
1985	5-0-0
1986	4-1-0
1987	3-2-0
1988	2-2-0
1989	3-2-0
1990	1-1-2
1991	5-0-0
1992	5-0-0
1993	4-0-1
1994	4-1-0
1995	2-3-0
1996	3-2-0
1997	2-2-0
1998	4-1-0
1999	4-1-0
2000	1-4-0
2001	4-1-0
2002	6-0-0
2003	6-1-0
2004	5-0-0
2005	2-3-0
2006	2-2-0
2007	4-1-0
2008	1-4-0
2009	3-3
2010	1-4
2011	2-4
2012	4-1
2013	5-1
2014	4-2
2015	3-2
2016	3-3
2017	0-5
2018	1-5
Total	166-98-6, .626

Perry Stadium is named in honor of the man who led Bowling Green to a 77-11-5 record in his 10 years as the head coach of the Falcons. Doyt L. Perry was simply one of the greatest football coaches of his day. His .855 winning percentage over 10 seasons in the 1950s and 1960s remains one of the highest in football history. In fact, Perry is sixth all-time behind Bob Reade (Augustana), Knute Rockne (Notre Dame), Frank Leahy (Notre Dame), Larry Kehres (Mount Union) and Jeff Devanney (Trinity, Conn.) in winning percentage among coaches with at least 10 years of service on the collegiate level. Perry served as the BGSU athletic director for seven years (1965-71) after stepping down as football coach.



The football facility at BGSU was formally dedicated as Doyt L. Perry Stadium on Sept. 26, 1992. Present for the ceremony were (l-r) Perry's children D.L., Judy Perry McClain, David and Doyt's wife Loretta. They are joined by John Mahaney, former president of the Board of Trustees, former University President Paul J. Olskamp and former Athletic Director Jack Gregory.