



FOLLOW THE BLUEPRINT





2021 RECORD BOOK • TABLE OF CONTENTS

MEDIA INFO

BGSU Football Information

Quick Facts..... 1
 Media Information 2

Opponent Info

All-Time Records 3
 Series Records..... 4-5

BGSU History

Falcon Tradition..... 6-10
 All-Americans..... 11-12
 Bowl Games..... 13-20
 All-MAC Performers 21-22
 Championship/Postseason Teams 23-31
 Players In The NFL 32

Record Book

Individual Records 33-38
 Team/Miscellaneous Records..... 39-41
 Annual Leaders 42-49
 All-Time Assistant Coaches 50-51
 Honors..... 52-55
 Hall Of Fame 56
 Milestones..... 57-62
 Year-By-Year Results..... 63-68
 Head Coaches 69-73
 Letterwinners..... 74-79
 Spirit & Tradition 80
 Doyt L. Perry Stadium 81-82

BGSU Quick Facts

School..... Bowling Green State University
 Location..... Bowling Green, Ohio 43403
 Founded..... 1910
 Enrollment..... 20,232
 Nickname..... Falcons
 Colors..... Orange & Brown
 Affiliation..... NCAA Division I
 Conference..... Mid-American, East Division (MAC)
 Stadium Doyt Perry Stadium (24,000)
 Surface Shaw Sport Turf
 University President..... Dr. Rodney Rogers
 Director of Athletics..... Bob Moosbrugger
 Faculty Representative..... Dr. Ray Schneider, Dr. Donna Trautman
 Athletics Dept. Phone..... (419) 372-2401
 Athletics Website..... BGSUFalcons.com

Coaching Staff

Head Coach Scot Loeffler (Michigan '98)
 Record at BGSU 3-14 (third season)
 Career Record 3-14 (third season)
 Associate HC/Linebackers..... Steve Morrison (Michigan '94), 3rd
 Off. Coordinator/Running Backs Terry Malone (Holy Cross '82), 3rd
 Defensive Coordinator/Cornerbacks Eric Lewis (San Diego State '98), 2nd
 Special Teams Coordinator/Safeties Bob Ligashesky (IUP '95), 10th
 Offensive Line..... Chris Hedden (Heidelberg '94), 3rd
 Passing Game Coord./WR..... Erik Campbell (Michigan '88), 3rd
 Run Game Coordinator/Outside LBs..... Cato June (Michigan '93), 1st
 Quarterbacks Max Warner (Milliken '06), 3rd
 Defensive Line..... Julian Campenni (UConn '15), 3rd
 Tight Ends..... Greg Nosal (Virginia Tech '11), 2nd
 Defensive GA..... Robert Armand (Stetson '19), 1st
 Defensive GA..... Mitch Fair (Trine '16), 1st
 Offensive GA Pat Fogarty (Stetson '17), 1st
 Offensive GA Spencer McCourt (Northwood '18), 2nd
 Director of Football Operations..... Damaris Linker (Quincy '13), 1st
 Dir. of Personnel/Recruiting..... Chris Haase (Northwestern '19), 1st
 Dir. of Strength/Conditioning..... Kevin Tolbert (Navy '81), 3rd
 Asst. Dir. of Football Operations Lindsay Klemm (BGSU '17), 1st
 Athletic Trainer Dani Coppes (Ohio State '14), 6th
 Acad. Coord. Marissa Tashenberg (Eastern Kentucky '14), 5th

Team Information

2020 Overall Record 0-5
 2020 MAC Record 0-5 (6th East)
 Primary Offense..... No huddle multiple
 Primary Defense Multiple
 Starters Returning/Lost..... 16/11
 Offensive Starters Returning/Lost: 4/7
 Defensive Starters Returning/Lost: 7/4
 Special Teams Returning/Lost: 3/2
 Letterwinners Returning/Lost: 41/15
 Offensive Letterwinners Returning/Lost: 21/9
 Defensive Letterwinners Returning/Lost: 18/5
 Special Teams Letterwinners Returning/Lost: 3/0

Media Information

Football Contact..... Vincent Briedis
 Office Phone (419) 372-7075
 Cell Phone..... (434) 326-3792
 Email vinceb@bgsu.edu
 Secondary Contact Mike Cihon
 Cell Phone..... (419) 308-0691
 Email..... mjcihon@bgsu.edu

CREDITS

The 2021 BGSU football record book was produced by the BGSU Athletic Communications Office – Vincent Briedis, Football Contact and Assistant AD for Strategic Communications; Mike Cihon (associate director) and James Nahikian (assistant director) – in cooperation with the BGSU football program. Primary inside photography by Craig Bell and Brad Phalin, BGSU Office of Marketing and Communications. Cover by Mallory Hiser.



2021 MEDIA INFORMATION

MEDIA INFO

CREDENTIALS

Requests for working press credentials should be made to the BGSU Strategic Communications Office. Requests should be made at least one week in advance. Late requests will be honored if space is available, but parking cannot be guaranteed for requests less than one week in advance. Scouts and non-working media will be seated if space is available, dependent on league and national rules.

WEEKLY INFORMATION

Media members can access BGSU information via the internet at BGSUFalcons.com. Weekly game notes and statistics will be updated regularly. A PDF version of releases and statistics can be e-mailed to those outlets that would prefer to receive this information on a regular basis. Please notify the BGSU Strategic Communications Office if you would like to be put on our primary media e-mail list.

MAC VIDEO CONFERENCE

Football head coach Scot Loeffler will be available each Monday during the regular season on the weekly MAC Video Conference. To join this MAC teleconference please contact the MAC at 216-466-5622.

WEEKLY PRESS CONFERENCES

Football coach Scot Loeffler will hold a weekly media press conference in the Wilcox Room on the third floor of the Sebo Athletic Center. All members of the media are welcome to attend. Out-of-town media should contact Vincent Briedis to schedule a phone interview with Coach Loeffler or players at least one day in advance. Audio and video of each weekly press conference will be available at BGSUFalcons.com shortly after the completion of the press conference.

PLAYER INTERVIEWS

BGSU Strategic Communications strives to provide multiple opportunities for media to conduct interviews with student-athletes. Often, interviews can be conducted following specified open practices, but we also suggest making player requests during each team's weekly press conference. Please allow at least 24 hours to set up interviews with players. Arrangements can be made for telephone and in-person interviews at a time that is mutually agreeable to the reporter/broadcaster and the athlete, should there be a scheduling conflict.

PARKING

A special media parking lot is located adjacent to Perry Stadium, near Cochrane (soccer) Field (Lot EE). Access to the media lot is by Stadium Drive. Admission to the media lot is restricted to people holding the correct credential acquired from the athletic communications office. All media members are asked to enter the stadium through the press gate (Gate 4) at the northwest corner of the stadium.

POST-GAME INTERVIEWS

At Home: Coach Loeffler and BGSU players will be available for post-game interviews in the Sentinel-Tribune Room located between the two locker rooms, following the normal cooling-off period. BGSU observes a closed locker room policy. The Sentinel-Tribune Room is on the east side of the stadium (opposite the press box), and can be entered through the tunnels at either the north or south end. **On the Road:** Coach Loeffler and requested players will be made available in a designated media room or just outside the locker room following the normal cooling-off period.

PRESS GATE

The press gate (Gate 4) at Doyt L. Perry Stadium is at the northwest corner of the stadium, a short walk from the media parking lot.

MEDIA FIELD POLICY

A general media pass will allow you access to the field during pre-game warmups and during the final five minutes of the fourth quarter only. Field access will be limited to working photographers and television reporters. No tripods allowed on the field to shoot. Monopods are allowed. **No interviews may be conducted on the field and any attempt to do so may lead to the loss of your media pass.**

PHOTOGRAPHERS

Photo passes for newspaper photographers, television videographers and, under special circumstances, for free-lance photographers, are available from the BGSU Athletic Communications Office. Photo passes entitle the photographer access to the sideline, the post-game press conference room and the press box.

PRESS BOX SERVICES

Members of the media will be provided with game programs, flip cards, current statistics and last-minute pregame notes either in hard copy format or as .pdf documents prior to the start of the game. Statistical summaries will include play-by-play, quarter stats, halftime stats, complete team and individual stats and tackles. The BGSU press box does have wireless internet connection for all members of the media.

RADIO AND TELEVISION

Requests for permission to broadcast must be made in writing. Space will be made available for the official visiting radio station and student radio station on request. There is space in each booth for four people. Phone lines can be ordered through Vincent Briedis. The Mid-American Conference, along with its television partners, owns the television rights to all BGSU home football games. Requests to televise a game from Doyt L. Perry Stadium should go through the MAC.

LIVE STREAMING

Live streaming of BGSU football practices or games is not permitted. The use of live streaming platforms is prohibited while covering BGSU Football, unless prior permission is obtained from the BGSU Strategic Communications staff.

BGSU Strategic Communications Office

Mailing Address

249 Perry Stadium East
Bowling Green, Ohio 43403
Office Phone: (419) 372-7105
www.bgsufalcons.com



Vincent Briedis

Assistant AD/Communications
Football Contact
Office: (419) 372-7075
Cell: (434) 326-3792
Email: vinceb@bgsu.edu
Twitter: @VincentBriedis



Mike Cihon

Associate Director
Office: (419) 372-0474
Cell: (419) 308-0691
Email: mjcihon@bgsu.edu
Twitter: @MikeCihon



David Dietrich

Communications Assistant
Cell: (567) 938-9138
Email: ddietri@bgsu.edu
Twitter: @DDietrichBGSU





RADIO INFORMATION

MEDIA INFO



L-R: John Gibson (analyst) and Todd Walker (Play-by-Play)

Falcon Sports Radio Network

WFRO 99.1 FM enters its 12th year as the flagship station for Bowling Green athletics beginning in the 2021-22 season.

Todd Walker begins his 19th season as the “Voice of the Falcons” while John Gibson returns to the radio booth for his 16th year, spending 2003-05 and 2009-present with the Falcon football radio team.

WFRO Eagle 99 will carry all football and men’s basketball games, as well as the live Falcons Nest Coaches Show, which airs on Monday nights from Fricker’s in Bowling Green. Additionally, all radio broadcasts are available on the web at the official home of Bowling Green Athletics, www.BGSUFalcons.com.

In addition to Bowling Green State University, Learfield Sports manages multimedia rights for more than 126 collegiate institutions and associations, and titles the Learfield Sports Directors’ Cup. For additional corporate information and a complete collegiate portfolio, visit www.learfieldsports.com.



2020-21 BGSU Radio Network Affiliates

- WFRO (99.1 FM) * - Fremont, Ohio
- WONW (1280 AM) - Defiance, Ohio
- WFUN (970 AM) - Ashtabula, Ohio
- WKKI (94.3 FM) - Celina, Ohio
- WQQO (100.7 FM) - Toledo, Ohio
- WTOD (106.5 FM) - Toledo, Ohio

*Flagship

Listen online at www.BGSUFalcons.com.



OPPONENT INFORMATION • ALL-TIME RECORDS

OPPONENTS



All-Time Series Records

Opponent	W-L-T	1st Mtg.	Opponent	W-L-T	1st Mtg.	Opponent	W-L-T	1st Mtg.	Opponent	W-L-T	1st Mtg.
Adrian	0-1-0	1922	Florida International	1-0-0	2006	Mount Union	3-3-0	1931	Syracuse	2-0-0	1973
Akron	18-9-0	1941	Fresno State	2-3-0	1961	Murray State	1-0-0	2013	Tampa	0-2-0	1966
Albion	1-0-0	1930	Georgia Southern	0-1-0	2015	Navy	2-1-0	1991	Temple	8-4-0	1953
Alabama	0-1-0	1996	Georgia Tech	0-1-0	2018	Nevada	1-0-0	1992	(UT) Chattanooga	0-2-0	1976
Alma	3-0-0	1943	Grand Valley	2-0-0	1977	North Carolina	0-1-0	1982	Tennessee	0-1-0	2015
Arizona	0-1-0	1987	Hawaii	0-1-0	1977	North Carolina State	0-1-0	1994	Tennessee Tech	2-0-0	1999
Arkansas State	1-0-0	1974	Heidelberg	2-3-1	1920	North Dakota	1-0-0	2016	Texas-Arlington	1-1-0	1971
Ashland	5-1-0	1921	Hiram	4-1-2	1932	North Texas State	1-0-0	1964	Texas Christian (TCU)	0-1-0	1988
Baldwin-Wallace	8-10-3	1923	Hope	1-0-0	1930	Northern Illinois	12-10-0	1967	Texas Western (UTEP)	1-0-0	1960
Ball State	21-9-1	1942	Huntington	1-0-0	1922	Northern Iowa	1-0-0	1947	Toledo	40-41-4	1919
Baylor	0-1-0	1981	Idaho	2-1-0	2009	Northwestern	2-1-0	2001	Troy	1-1-0	2009
Bluffton	9-2-1	1923	Indiana	1-1-0	2013	Notre Dame	0-1-0	2019	Tulsa	1-3-0	1989
Boise State	0-3-0	2005	Iowa State	0-2-0	1977	Oberlin	1-1-0	1945	Utah State	0-2-0	1969
Boston College	0-1-0	2007	John Carroll	1-2-1	1938	Ohio Northern	3-5-3	1922	Villanova	0-1-0	1978
Bradley	4-0-0	1950	Kansas	1-0-0	2002	Ohio State	0-5-0	1992	Va. Military Institute	1-0-0	2014
Brigham Young	1-1-0	1975	Kansas State	0-2-0	1997	Ohio	40-30-2	1945	Virginia Tech	0-3-0	1990
Buffalo	11-7-0	2001	Kent State	60-22-6	1920	Ohio Wesleyan	5-2-0	1942	Washington	0-1-0	1986
Cal Poly (SLO)	1-0-0	1960	Kentucky	1-2-0	1979	Oklahoma	0-1-0	2004	Wayne State	8-1-1	1926
Cal State Los Angeles	2-0-0	1965	Liberty	1-0-0	2003	Oklahoma State	0-1-0	1984	Waynesburg	0-1-0	1954
Canisius	1-0-0	1946	Long Beach State	0-3-0	1977	Oregon	0-1-0	2018	Western Kentucky	1-1-0	2007
Capital	2-4-5	1924	Louisiana Tech	0-3-0	1995	Otterbein	2-0-2	1925	Western Michigan	32-20-3	1954
Case Tech	2-0-0	1944	Marietta	0-1-0	1935	Penn State	0-2-0	1987	Western Reserve	0-1-1	1931
Cedarville	2-0-0	1924	Marshall	21-8-0	1954	Pittsburgh	1-3-0	1999	West Texas State	1-4-0	1961
Central Florida	1-2-0	1996	Maryland	1-1-0	2015	Purdue	3-0-0	1972	West Virginia	0-3-0	1988
Central Michigan	23-19-0	1924	Massachusetts	4-0-0	2012	Rhode Island	1-0-0	2012	Wichita State	1-0-0	1958
Cincinnati	4-0-0	1990	Memphis	1-2-0	2004	Richmond	1-1-0	1980	William & Mary	0-1-0	1947
Dayton	16-3-1	1926	Miami (Ohio)	24-45-5	1941	Rider	1-0-1	1949	Wisconsin	0-3-0	1992
Defiance	10-5-1	1919	Michigan	0-2-0	2000	San Diego State	0-2-1	1972	Wittenberg	5-2-0	1936
Delaware	2-0-0	1957	Michigan State	0-3-0	1981	San Jose State	0-1-0	2012	Wooster	1-0-1	1940
Detroit	1-0-0	1963	Middle Tennessee	0-2-0	2016	South Alabama	1-0-0	2014	Wyoming	1-1-0	2008
Drake	1-0-0	1956	Minnesota	1-2-0	1986	South Dakota	0-1-0	2017	Xavier	6-2-0	1943
East Carolina	2-2-0	1971	Mississippi State	0-1-0	2013	South Florida (USF)	0-1-0	2002	Youngstown State	4-2-0	1950
Eastern Kentucky	2-3-0	1940	Missouri	3-2-0	1995	Southeast Missouri	1-0-0	2004	Others (Non-college)	5-2-0	
Eastern Michigan	25-13-1	1919	Missouri State	2-0-0	2011	Southern Illinois	8-0-0	1959			
Findlay	10-2-5	1920	Morningside	1-0-0	1948	Southern Mississippi	3-1-0	1974			
Florida	0-1-0	2012	Morris Harvey	1-1-0	1948	St. Bonaventure	0-2-0	1946			



2021 BGSU FOOTBALL

12 MAC CHAMPIONSHIPS | 13 BOWL GAME APPEARANCES

OPPONENT INFORMATION • SERIES RECORDS

OPPONENTS

Tennessee

(UT LEADS, 1-0-0)
2015.....UT 59 BG 30

South Alabama

(BG LEADS, 1-0-0)
2014.....BG 33 USA 28

Murray State

(BG LEADS, 1-0-0)
2013.....BG 48 MSU 7

Minnesota

(UM LEADS, 2-1-0)
1986.....UM 31 BG 7
2007 (ot).....BG 32 UM 31
2008.....UM 42 BG 17

Kent State

(BG LEADS, 60-22-6)
1920.....BG 7 KS 0
1921.....BG 0 KS 0
1922.....BG 6 KS 0
1927.....BG 13 KS 0
1928.....BG 6 KS 6
1934.....BG 0 KS 0
1935.....KS 45 BG 0
1936.....KS 6 BG 0
1937.....BG 13 KS 13
1938.....KS 7 BG 3
1939.....BG 34 KS 0
1940.....KS 13 BG 0
1941.....BG 12 KS 6
1942.....KS 7 BG 0
1946.....BG 13 KS 0
1947.....BG 21 KS 18
1948.....BG 23 KS 14
1949.....BG 27 KS 6
1950.....KS 19 BG 6
1951.....BG 27 KS 27
1952.....BG 44 KS 21
1953.....KS 41 BG 7
1954.....KS 28 BG 25
1955.....BG 6 KS 6
1956.....BG 17 KS 0
1957.....BG 13 KS 7
1958.....KS 8 BG 7
1959.....BG 25 KS 8
1960.....BG 28 KS 0
1961.....BG 21 KS 6
1962.....BG 45 KS 6
1963.....BG 18 KS 3
1964.....BG 41 KS 0
1965.....BG 7 KS 6
1966.....KS 35 BG 12
1967.....BG 7 KS 6
1968.....BG 30 KS 7
1969.....BG 7 KS 0
1970.....BG 44 KS 0

1971.....BG 46 KS 33
1972.....KS 14 BG 10
1973.....KS 21 BG 7
1974.....BG 26 KS 10
1975.....BG 35 KS 9
1976.....BG 17 KS 13
1977.....BG 14 KS 10
1978.....BG 28 KS 20
1979.....BG 28 KS 17
1980.....BG 24 KS 3
1981.....BG 13 KS 7
1982.....BG 41 KS 7
1983.....BG 38 KS 3
1984.....BG 27 KS 10
1985.....BG 26 KS 14
1986.....BG 31 KS 15
1987.....BG 30 KS 20
1988.....KS 31 BG 19
1989.....BG 51 KS 28
1990.....BG 20 KS 16
1991.....BG 35 KS 7
1992.....BG 28 KS 22
1993.....BG 40 KS 7
1994.....BG 22 KS 16
1995.....BG 26 KS 15
1996.....BG 31 KS 24
1997.....KS 29 BG 20
1998.....BG 42 KS 21
1999.....KS 41 BG 27
2000.....BG 18 KS 11
2001.....BG 24 KS 7
2002.....BG 45 KS 14
2003.....BG 42 KS 33
2005.....BG 24 KS 14
2006.....KS 38 BG 3
2007.....BG 31 KS 20
2008.....BG 45 KS 30
2009.....BG 36 KS 35
2010.....KS 30 BG 6
2011.....KS 27 BG 15
2012.....KS 31 BG 24
2013.....BG 41 KS 22
2014.....BG 30 KS 20
2015.....BG 48 KS 0
2016.....BG 42 KS 7
2017.....BG 44 KS 16
2018.....KS 35 BG 28
2019.....KS 62 BG 20
2020.....KS 62 BG 25

Akron

(BG LEADS, 18-9-0)
1941.....UA 8 BG 0
1985.....BG 27 UA 22
1989.....UA 38 BG 24
1992.....BG 24 UA 3
1993.....BG 49 UA 7
1994.....BG 45 UA 0
1995.....BG 50 UA 12
1996.....UA 21 BG 14
1997.....BG 31 UA 28
1998.....BG 58 UA 21
1999.....UA 55 BG 25

2000.....UA 27 BG 21
2001.....BG 16 UA 11
2005.....UA 24 BG 14
2006.....UA 35 BG 28
2007.....BG 44 UA 20
2008.....BG 37 UA 33
2009.....BG 36 UA 20
2012.....BG 24 UA 10
2013.....BG 31 UA 14
2014.....BG 27 UA 10
2015.....BG 59 UA 10
2016.....BG 38 UA 28
2017.....UA 34 BG 23
2018.....BG 21 UA 6
2019.....BG 35 UA 6
2020.....UA 31 BG 3

Northern Illinois

(BG LEADS, 12-10-0)
1967.....BG 17 NIU 7
1968.....NIU 7 BG 6
1969.....BG 38 NIU 23
1973.....BG 21 NIU 20
1981.....BG 17 NIU 10
1982.....BG 20 NIU 18
1983.....NIU 24 BG 23
1984.....BG 28 NIU 6
1985.....BG 34 NIU 14
1986.....NIU 16 BG 8
1997.....BG 35 NIU 10
1998.....BG 34 NIU 23
2002.....NIU 26 BG 17
2003.....BG 34 NIU 18
2004.....NIU 34 BG 17
2008.....NIU 16 BG 13
2011.....NIU 45 BG 14
2013.....BG 47 EM 27
2014.....NIU 51 BG 17
2015.....BG 34 NIU 14
2016.....NIU 45 BG 20
2017.....NIU 48 BG 17

E. Michigan

(BG LEADS, 25-13-1)
1919.....EM 10 BG 0
1920.....EM 74 BG 0
1925.....EM 14 BG 0
1929.....EM 34 BG 7
1936.....BG 6 EM 0
1937.....EM 25 BG 0
1938.....BG 7 EM 7
1939.....BG 23 EM 13
1940.....BG 15 EM 0
1941.....BG 20 EM 6
1973.....BG 31 EM 7
1976.....BG 53 EM 12
1977.....EM 16 BG 6
1978.....BG 43 EM 6
1979.....BG 32 EM 6
1980.....EM 18 BG 16
1981.....BG 28 EM 0
1982.....BG 24 EM 7
1983.....BG 26 EM 21

1984.....BG 35 EM 27
1985.....BG 42 EM 24
1986.....BG 24 EM 10
1987.....EM 38 BG 18
1988.....EM 28 BG 3
1989.....EM 21 BG 13
1990.....BG 25 EM 15
1991.....BG 17 EM 6
1994.....BG 30 EM 13
2000.....BG 20 EM 6
2002.....BG 63 EM 21
2003.....BG 33 EM 20
2004.....BG 41 EM 20
2006.....BG 24 EM 21
2007.....BG 39 EM 32
2008.....EM 24 BG 21
2012.....BG 24 EM 3
2013.....BG 58 EM 7
2016.....EM 28 BG 25
2017.....EM 31 BG 34

* formerly Mich. St. Normal College

Buffalo

(BG LEADS, 11-7-0)
2000.....UB 20 BG 17
2001.....BG 35 UB 0
2005.....BG 27 UB 7
2006.....BG 48 UB 40
2007.....BG 31 UB 17
2008.....UB 40 BG 34
2009.....BG 30 UB 29
2010.....UB 28 BG 26
2011.....BG 42 UB 28
2012.....BG 21 UB 7
2013.....BG 24 UB 7
2014.....BG 36 UB 35
2015.....BG 28 UB 22
2016.....BG 27 UB 19
2017.....UB 38 BG 28
2018.....UB 44 BG 14
2019.....UB 49 BG 7
2020.....UB 42 BG 17

Toledo

(UT LEADS, 41-40-4)
1919.....UT 6 BG 0
1921.....BG 20 UT 7
1922.....BG 6 UT 6
1923.....UT 27 BG 0
1924.....UT 12 BG 7
1928.....BG 14 UT 0
1929.....BG 0 UT 0
1930.....BG 0 UT 0
1932.....BG 12 UT 6
1933.....UT 26 BG 7
1934.....UT 22 BG 0
1935.....UT 63 BG 0
1948.....BG 21 UT 6
1949.....UT 20 BG 19
1950.....BG 39 UT 14
1951.....UT 12 BG 6



OPPONENT INFORMATION • SERIES RECORDS

OPPONENTS

1952.....	BG	29	UT	19
1953.....	UT	20	BG	19
1954.....	UT	38	BG	7
1955.....	BG	39	UT	0
1956.....	BG	34	UT	12
1957.....	BG	29	UT	0
1958.....	BG	31	UT	16
1959.....	BG	51	UT	21
1960.....	BG	14	UT	3
1961.....	BG	17	UT	6
1962.....	BG	28	UT	13
1963.....	BG	22	UT	20
1964.....	BG	31	UT	14
1965.....	BG	21	UT	14
1966.....	BG	14	UT	13
1967.....	UT	33	BG	0
1968.....	BG	0	UT	0
1969.....	UT	27	BG	26
1970.....	UT	20	BG	0
1971.....	UT	24	BG	7
1972.....	BG	19	UT	8
1973.....	BG	49	UT	35
1974.....	UT	24	BG	19
1975.....	BG	34	UT	17
1976.....	BG	29	UT	28
1977.....	BG	21	UT	13
1978.....	BG	45	UT	27
1979.....	UT	23	BG	17
1980.....	BG	17	UT	6
1981.....	BG	38	UT	0
1982.....	UT	24	BG	10
1983.....	UT	6	BG	3
1984.....	UT	17	BG	6
1985.....	BG	21	UT	0
1986.....	UT	22	BG	3
1987.....	BG	20	UT	6
1988.....	UT	34	BG	5
1989.....	BG	27	UT	23
1990.....	UT	19	BG	13
1991.....	BG	24	UT	21
1992.....	BG	10	UT	9
1993.....	BG	17	UT	10
1994.....	BG	31	UT	16
1995.....	UT	35	BG	16
1996.....	UT	24	BG	16
1997.....	UT	35	BG	20
1998.....	UT	24	BG	16
1999.....	BG	34	UT	23
2000.....	UT	51	BG	17
2001.....	BG	56	UT	21
2002.....	UT	42	BG	24
2003.....	BG	31	UT	23
2004.....	UT	49	BG	41
2005.....	UT	44	BG	41
2006.....	UT	31	BG	21
2007.....	BG	37	UT	10
2008.....	BG	38	UT	10
2009.....	BG	38	UT	24
2010.....	UT	33	BG	14
2011.....	UT	28	BG	21
2012.....	UT	27	BG	15
2013.....	UT	28	BG	25
2014.....	UT	27	BG	20

2015.....	UT	44	BG	28
2016.....	UT	42	BG	35
2017.....	UT	66	BG	37
2018.....	UT	52	BG	36
2019.....	BG	20	UT	7
2020.....	UT	38	BG	3

Miami
(MU LEADS, 45-24-5)

1941.....	BG	9	MU	0
1942.....	BG	7	MU	6
1943.....	MU	45	BG	6
1944.....	MU	28	BG	7
1945.....	MU	26	BG	0
1946.....	MU	6	BG	0
1947.....	MU	33	BG	19
1950.....	MU	54	BG	6
1951.....	MU	46	BG	7
1952.....	MU	42	BG	7
1953.....	MU	47	BG	0
1954.....	MU	46	BG	7
1955.....	MU	7	BG	0
1956.....	BG	7	MU	7
1957.....	MU	13	BG	7
1958.....	MU	28	BG	14
1959.....	BG	33	MU	16
1960.....	BG	21	MU	12
1961.....	MU	7	BG	6
1962.....	BG	24	MU	24
1963.....	MU	21	BG	12
1964.....	BG	21	MU	18
1965.....	MU	23	BG	7
1966.....	BG	17	MU	14
1967.....	MU	9	BG	7
1968.....	MU	31	BG	7
1969.....	BG	3	MU	0
1970.....	MU	7	BG	3
1971.....	BG	33	MU	7
1972.....	BG	16	MU	7
1973.....	MU	31	BG	8
1974.....	MU	34	BG	10
1975.....	MU	20	BG	17
1976.....	MU	9	BG	7
1977.....	MU	33	BG	13
1978.....	MU	18	BG	7
1979.....	MU	21	BG	3
1980.....	MU	7	BG	3
1981.....	BG	7	MU	7
1982.....	MU	17	BG	12
1983.....	BG	17	MU	14
1984.....	BG	41	MU	10
1985.....	BG	28	MU	24
1986.....	MU	24	BG	7
1987.....	MU	17	BG	7
1988.....	BG	21	MU	21
1989.....	MU	17	BG	13
1990.....	BG	10	MU	10
1991.....	BG	17	MU	7
1992.....	BG	44	MU	24
1993.....	BG	30	MU	25
1994.....	BG	27	MU	16
1995.....	MU	21	BG	0
1996.....	BG	14	MU	10

1997.....	BG	28	MU	21
1998.....	MU	24	BG	12
1999.....	MU	45	BG	31
2000.....	MU	24	BG	10
2001.....	MU	24	BG	21
2003.....	MU	33	BG	10
.....	MU	49	BG	27
2005.....	BG	42	MU	14
2006.....	MU	9	BG	7
2007.....	MU	47	BG	14
2008.....	MU	27	BG	20
2009.....	BG	35	MU	14
2010.....	MU	24	BG	21
2011.....	BG	37	MU	23
2012.....	BG	37	MU	12
2013.....	BG	45	MU	3
2016.....	MU	40	BG	26
2017.....	BG	37	MU	29
2018.....	MU	38	BG	23
2019.....	MU	44	BG	3

Ohio
(BG LEADS, 40-30-2)

1945.....	BG	6	OU	0
1947.....	BG	2	OU	0
1948.....	BG	13	OU	7
1951.....	OU	28	BG	7
1952.....	OU	33	BG	14
1953.....	OU	22	BG	14
1954.....	OU	26	BG	14
1955.....	BG	13	OU	0
1956.....	BG	41	OU	27
1957.....	BG	7	OU	7
1958.....	BG	33	OU	6
1959.....	BG	13	OU	9
1960.....	OU	14	BG	7
1961.....	BG	7	OU	6
1962.....	BG	7	OU	6
1963.....	OU	16	BG	0
1964.....	OU	21	BG	0
1965.....	BG	17	OU	7
1966.....	BG	28	OU	0
1967.....	OU	31	BG	7
1968.....	OU	28	BG	27
1969.....	BG	23	OU	16
1970.....	OU	34	BG	7
1971.....	BG	20	OU	19
1972.....	BG	17	OU	0
1973.....	OU	24	BG	23
1974.....	OU	33	BG	22
1975.....	BG	19	OU	17
1976.....	OU	31	BG	26
1977.....	BG	39	OU	27
1978.....	OU	19	BG	15
1979.....	OU	48	BG	21
1980.....	OU	21	BG	20
1981.....	OU	23	BG	21
1982.....	BG	40	OU	21
1983.....	BG	24	OU	20
1984.....	BG	28	OU	7
1985.....	BG	38	OU	17
1986.....	BG	21	OU	16

1987.....	BG	28	OU	7
1988.....	BG	42	OU	0
1989.....	BG	31	OU	28
1990.....	BG	10	OU	10
1991.....	BG	45	OU	14
1992.....	BG	31	OU	14
1993.....	BG	20	OU	0
1994.....	BG	32	OU	0
1995.....	BG	33	OU	7
1996.....	OU	38	BG	0
1997.....	OU	24	BG	0
1998.....	BG	35	OU	7
1999.....	OU	17	BG	14
2000.....	OU	23	BG	21
2001.....	BG	17	OU	0
2002.....	BG	72	OU	21
2004.....	BG	41	OU	16
2005.....	BG	38	OU	14
2006.....	BG	21	OU	9
2007.....	OU	38	BG	27
2008.....	BG	28	OU	3
2009.....	OU	44	BG	37
2010.....	OU	49	BG	25
2011.....	OU	29	BG	28
2012.....	BG	26	OU	14
2013.....	BG	49	OU	0
2014.....	BG	31	OU	13
2015.....	BG	62	OU	24
2016.....	OU	30	BG	24
2017.....	OU	48	BG	30
2018.....	OU	49	BG	14




2021 BGSU FOOTBALL

12 MAC CHAMPIONSHIPS | 13 BOWL GAME APPEARANCES

BGSU HISTORY • FALCON TRADITION

BGSU HISTORY



Scott Mruczkowski and Mike Thaler celebrate the Falcons' 28-24 Motor City Bowl win over Northwestern in 2003. It marked the first-time in MAC history that a league school ever faced a Big Ten opponent in the post-season.

Since Frederick G. Beyerman, an instructor in the physical education department and the first athletic director, announced in July 1919 that Bowling Green State Normal College would field an intercollegiate football team, a rich tradition has developed.

From that very first team, to the first squad to go unbeaten in 1928, to the first perfect record of the 1959 national college division champions, to back-to-back seasons of nationally-ranked football across the new millennium.

From former head coach Warren Steller, to Max Minnich – the first BGSU player to be drafted by a professional team. From Fred Durig – the first All-America selection – to legendary head coach Doyt Perry. From Paul Miles, the only football player ever to have his jersey retired, to Dave Preston, the career rushing leader. From record-setting quarterback Brian McClure, to an unknown head coach by the name of Urban Meyer, to Biletnikoff finalist Freddie Barnes, the NCAA record holder for catches in a season (155), the Bowling Green State University football program has a tradition as rich as any in the Mid-American Conference.

Since 19 of the 30 males enrolled at Normal College banded together to form that first team, many different figures have combined to mold the lore of football at BGSU.

The program got off to a rocky start losing its first seven games played. Franklin Skibbie scored the first touchdown with BG's only points in the 10-6 loss to Findlay in the 1920 season opener. That team would post a 7-0 win over Kent State Normal College (Kent State) in the season finale to record the first win.

The 1921 squad was the first to win a conference title, capturing the Northwest Conference championship with wins over Defiance, Findlay, and Toledo. BG posted a shutout of Findlay, scoring a school-record 151 points in one of the most talked-about games in

school history. In the season opener against Kent State, played behind what is now Ridge Street School, the Falcons played possibly the quietest game in school history. All fans were prohibited from making noise because of an illness in the neighborhood.


The following season, BG held its first homecoming game on Nov. 4, 1922, which was played at the Fairgrounds. Bowling Green and Toledo battled to a 6-6 tie.

After having a different coach in each of its first five seasons, Warren Steller was selected to coach the 1924 squad, the beginning of a very successful 11-year tenure, the second-longest in school history. Steller was the first BGSU head coach to have an assistant when Paul Landis was hired in 1925.

Led by Chet Chapman, the first BG player to earn first team All-Ohio honors, the 1928 team posted the first unbeaten record while allowing just 18 points in seven games.

In 1936, the federal government offered to help Bowling Green financially in the construction of a new football stadium and the Board of Trustees accepted the offer. University Stadium was dedicated on Oct. 23, 1937 and served as the home of Falcon football until 1966 when Doyt L. Perry Stadium was built. University Stadium was located in what is now the center of campus directly west of Jerome Library.


In 1941, Robert Whittaker was named the head coach at Bowling Green after compiling an 11-year record of 89-19-2 at Sandusky High School. Whittaker's first of his 14 teams (the longest tenure in school history) tied Case Western Reserve for the Ohio Conference title and was thought to be one of the best teams ever, scoring 173 points while allow-



Brian McClure is one of only two players in MAC history (both from BG) to earn league MVP honors twice.

ing just 40. After back-to-back losing seasons in 1953 and 1954, Doyt Perry began his legendary career as the Falcon head coach in 1955 and made an immediate impact. BG posted a 7-1-1 record, scoring 224 points while allowing only 53. This came on the heels of a 2-7 record the previous season.

Perry, whose teams never lost more than two games in any of his 10 seasons, led his 1959 team to the first perfect record in



1919 - First BGSU Football Team

Seated (l to r): Claitus Stough, Lester Stough, Tom Noyes, Lawrence Johnson, Dallas Lawrence, Kenton Moore, Ralph Schaller, head coach John Stitt. Middle row (l to r): Herbert Gillespie, Dallas March, Robert Vail, Orville Raberding, Dale Treese (Capt.), Ivan Lake, Gurney Fry. Standing (l to r): Charles Clucas, Royal Chamberlain, Clive Treece, Frank Clarke, Herbert Troyer.



BGSU HISTORY • FALCON TRADITION

BGSU HISTORY



Urban Meyer served as head coach for the Falcons in 2001 and 2002 and guided BGSU to a 17-6 record and a No. 16 ranking in the ESPN/USA Today Coaches Poll in 2002.

American Conference victory at Ohio University by a 13-9 count to wrap up the perfect season and national honor.

The following season, BG came within one game of repeating as national champions, losing only to OU by a score of 14-7. The Bobcats would claim top national honors that year.

In 1961, Bowling Green played in its first bowl game, the Mercy Bowl at the Los Angeles Coliseum. The game against Fresno State was played to raise money to help the families of 16 members of the Cal Poly San Luis Obispo football team. The 16 players perished in a plane crash shortly after takeoff from Toledo Express Airport after a 1960 game against BG. The game netted \$170,000 for the memorial fund.

The arrival of a skinny, much-heralded quarterback from Ravenna, Ohio in 1982 signaled the beginning of an 11-year period in which the Falcons would make four bowl appearances.

The quarterback was Brian McClure and all he would do in the next four seasons was lead the Falcons to a 34-12 record, and a 19-1 record at home. McClure also led the Orange and Brown to two bowl games, and became only the second quarterback in NCAA history to pass for over 10,000 yards.

He became the starter in the third game of his freshman season, and despite missing the last two games of the regular season, he became the first freshman to be named a first-team all-league quarterback.



One of the most significant wins in school history was the 17-13 victory over 18th-ranked Purdue in 1972. A fourth quarter field goal by Don Taylor was the difference for Coach Don Nehlen and his Falcons.

He would rewrite the BG and MAC record books before his career was over, setting five NCAA records as well. McClure still holds numerous school and MAC records.

In 1991, Gary Blackney was tabbed as the 14th head football coach, and much like the arrival of McClure, he made an immediate impact on the program. In his first season, he took a team which compiled a 3-5-2 mark the previous season and molded them into an 11-1 squad, going undefeated in the MAC while winning the program's first bowl game.

The following season was more of the same, as the Falcons were again perfect in league play. A win over Nevada in the first Las Vegas Bowl made it back-to-back bowl victories. The 1993 squad would extend the conference winning streak to a league-record 19 games, while going unbeaten in the first 22 MAC games of Blackney's tenure.

Urban Meyer took over the reins of the Falcon program in 2001 and engineered the top turnaround in the FBS. The Falcons opened

the Meyer era with an impressive road win at Missouri and followed that up with wins over Buffalo and Temple, surpassing their victory total of the previous year.

BGSU posted its first winning season since 1994 when it reeled off three straight wins to end the season. The Falcons' 43-42 victory at Northwestern

school history at 9-0-0. In the process, the Falcons were named the mythical small college national champions by the Washington, D.C. Touchdown Club.

BG's closest game that season was a Mid-



On Oct. 24 and 25, 2003, ESPN's College Gameday made its home south of Doyt L. Perry Stadium. That marked the first time in MAC history that the nation's most watched college football pre-game show visited a league venue.



2021 BGSU FOOTBALL

12 MAC CHAMPIONSHIPS | 13 BOWL GAME APPEARANCES

BGSU HISTORY • FALCON TRADITION

BGSU HISTORY



Paul Miles is second on the BG career rushing list with 3,238 yards while he is also the only football player to have his number retired. At the time of his graduation, he was only the third running back in NCAA history to rush for 1,000 yards in three consecutive seasons.

made them the first MAC team to ever defeat three teams from BCS conferences in a single season. The Falcons ended the season six days later with a 56-21 pasting of MAC champion Toledo.

In 2002, BGSU roared to an 8-0 start, including wins over Missouri and Kansas and were ranked in both the AP and Coaches polls at the same time for the first time in school history.

Meyer's offensive coordinator, Gregg Brandon, took over as head coach in December of 2002 and guided the Falcons to their first-ever MAC West title and Motor City Bowl championship. That team finished ranked in the top 25 (No. 23) in both major polls at the end of a season for the first time in school history.

One player who links Blackney, Meyer and Brandon was All-American quarterback Josh Harris. The Westerville, Ohio native came to BGSU with the intention of sitting out the 2000 season as a redshirt, but was pressed into duty when injuries decimated the Falcon backfield. Serving as a running back and kick returner for the bulk of the season, Harris showed signs of greatness in glimpses, and even started his first career game on ESPN against Toledo.

Meyer took over the program the following season and inserted Harris into the starting lineup for good in the ninth game of the season and watched his team win 11 straight games over the next two seasons to earn its first national ranking since 1985. The Motor City Bowl MVP guided the Falcons to a 6-1

record in three seasons as a starter against BCS competition.

The 2003 season gave BGSU its highest national profile and elevated the program to new heights. Longtime Falcon fans have viewed the program's 1972 win over the Boilermakers as one of the biggest in BGSU history.

Well, lightning strikes twice. While Purdue entered the day ranked No. 16 with BCS aspirations, the Falcons kept the ballgame close throughout. BGSU converted twice on fourth down, capped by a 32-yard miracle pass-and-catch from Harris to Charles Sharon with 2:08 remaining to post a 27-26 win.

The Falcons were back into the national spotlight with a No. 23 ranking by the AP, and a showdown with undefeated No. 12 Northern Illinois showed so much promise that ESPN's College Gameday made Bowling Green its home for the weekend. For the first time in 20 years, Doyt Perry Stadium was sold out and the game was shown on ESPN2.

All-American Janssen Patton set an NCAA record by picking off three passes in a game for the third time in his career. Harris directed the BGSU offense flawlessly, as the Falcons prevailed by a score of 34-18 in just the second-ever regular season meeting between two nationally-ranked MAC schools. The Falcons would spend the next seven weeks in both national polls and were ranked 24th in the final BCS standings.


In what would be one of the most meaningful games in the history of the BGSU-Toledo rivalry, another sellout crowd would witness the first meeting in which the two schools played the final game of the regular season for an outright championship.

The Falcons rallied in the fourth quarter to post a 31-23 win over archrival Toledo. That would secure the Falcons' first-ever MAC Championship Game appearance at home against No. 12 Miami.

In the MAC's first battle with the Big Ten in



Coach Gregg Brandon and assistant coach Dennis Springer celebrate the Falcons' 27-26 win over No. 16 Purdue.



The Mid-American Conference title won by the 1991 team was the first of two consecutive championships. The 1991 team won all eight of its MAC games, the first of what would turn into a league-record 19-game winning streak.

post-season play, Harris earned MVP honors completing a bowl-record 38 passes, as the Falcons registered a 28-24 win over Northwestern. The victory allowed the Falcons to finish the 2003 season in both the AP and Coaches polls for the second time in program history.

In 2004, BGSU once again enjoyed the national spotlight when they opened the season on the road at Oklahoma in a game that was televised by ABC. While the Falcons fell 40-24 to a team which would play for the national title, a new era was ushered in that day.

Sophomore quarterback Omar Jacobs, in his first collegiate start, would hold his own with Heisman Trophy winner Jason White. Jacobs would go on to earn All-American honors and MAC Offensive Player of the Year recognition after throwing for a national-best 41 TD passes. He completed 309-of-462 passes for a BGSU record 4,002 yards.

Following a 1-2 start, BGSU erupted for a 30-16 victory over Toledo in their first game




Charles Sharon hauls in this 32-yard touchdown pass with 2:08 left in BGSU's upset win over Purdue in 2003.




BGSU HISTORY • FALCON TRADITION

BGSU HISTORY



All-American quarterback Josh Harris takes a 48-yard TD pass from Cole Magnier in the Falcons' 2003 win over Toledo. Harris was responsible for more than 100 TDs during his career.



All-American quarterback Omar Jacobs set an NCAA record by throwing 41 TD passes with just four interceptions in 2004. He was named MVP of the 2004 GMAC Bowl as BGSU defeated Memphis, 52-35.



Tyler Sheehan finished his career with a 64.7 percent completion percentage, best in school history, while adding 10,117 yards and 70 touchdowns in three years as the Falcons' starting QB.

games, and were ranked by both AP and ESPN for the third straight year.

BGSU would earn its second straight bowl berth and played Memphis in the GMAC Bowl. In its first game ever against a Conference USA opponent, Jacobs would throw for five TDs and 365 yards and the Falcon defense would limit the Tigers to seven points in the second half as BGSU won, 52-35. The Falcons were one of a MAC-record five teams selected to participate in a post-season contest.

BGSU began the 2005 season ranked 23rd by Sports Illustrated and Jacobs was featured in ESPN The Magazine.

In 2007, the Falcons were picked to finish

fifth in the Mid-American Conference East Division. But following a 32-31 win over Minnesota to open the season, the Falcons rolled to a MAC East co-Division championship. Bowling Green went 6-2 in the MAC, and advanced to its third bowl game in five seasons. The Falcons finished 8-5 in 2007.

The 2008 Falcons opened the season with a bang, downing No. 25 Pittsburgh, 27-17, for the Falcons' first win over a ranked team since 2003. That same season, the Orange and Brown hosted Minnesota, marking the first time in school history that a Big Ten team ventured into Doyt Perry Stadium. BGSU finished the 2008 season with a 6-6 record, ushering in a new era with the hiring of Dave Clawson on Dec. 12, 2008.

Clawson's first year was a memorable one, and the Falcons opened the year with a 31-14 win versus Troy. While finishing 6-2 in the MAC and advancing to the 2009 Humanitarian Bowl, Clawson helped lead an offense that saw Freddie Barnes grab 155 catches in 13 games. That total established a new NCAA record, breaking the old mark of 142 that had been held by Manny Hazard (Houston) since 1989.

Barnes' top moment

came on Oct. 10, 2009 at Kent State when he caught 22 passes for 278 yards, one catch shy of the all-time NCAA record. Barnes was a finalist for the Fred Biletnikoff Award that season, given to the nation's top wide receiver.

After three seasons of rebuilding in which the Falcons went from 2-10 (2010) to 5-7 (2011) to 8-5 (2012) and a loss in the Military Bowl to San Jose State, the Falcons were primed to make a run at the Mid-American Conference title.



Lee Corso (left) and Kirk Herbstreit were part of the ESPN team which broadcast the 2003 MAC Championship game from Doyt Perry Stadium.



Freddie Barnes broke the NCAA record with 155 receptions in 2009, including 22 in a win at Kent State.



2021 BGSU FOOTBALL

12 MAC CHAMPIONSHIPS | 13 BOWL GAME APPEARANCES

BGSU HISTORY • FALCON TRADITION

BGSU HISTORY



BGSU earned its first win over a Big Ten opponent in Doyt Perry Stadium by defeating Indiana in 2014.

Bowling Green opened the 2013 season with two straight wins, before suffering their only double-digit loss of the season at Indiana. The Falcons would bounce back with three straight wins at home to improve to 5-1. After a one-point loss on the road at Mississippi State and a three-point loss at home to Toledo, Bowling Green was just 5-3. Needing to run the table for a shot at the MAC Championship, the Falcons put together one of the most dominant stretches in program history. BGSU outscored its next four opponents 176-17, allowing just one offensive touchdown in that span, to advance to the MAC Championship Game against undefeated Northern Illinois, who was ranked No. 14 in the country.

The Falcons would defeat NIU, 47-27, to win their 11th MAC Championship and first since 1992. BGSU would advance to the Little Caesars Pizza Bowl to play ACC foe Pittsburgh.

On December 18, 2013, after the departure of Clawson to Wake Forest, Director of Athletics D. Christopher Kingston announced the hiring of Dino Babers as the 18th Head

Football Coach in Bowling Green State University history.

In his first season at the helm, Babers led the Falcons to an impressive 8-6 record and a MAC East Championship. The Falcons won their first bowl game in 10 seasons – a 33-28 triumph over South Alabama in the inaugural Raycom Media Camellia Bowl. Among the season's other highlights were a 45-42 victory over Indiana – BGSU's first win over a Big Ten Conference opponent at Doyt L. Perry Stadium.

The 2014 season, though, was just a taste of what was to come in Babers' second year.

With the return of 2013 MAC Championship MVP quarterback Matt Johnson, who missed the final 13 games of the 2014 season with an injury, and an explosive array of wide receivers, Bowling Green used the 2015 season to post video game stats and break MAC record after MAC record.

Despite a loss to Tennessee to open the season, the team knew something special was brewing as Johnson threw for 424 yards. The following week the Falcons traveled to Maryland looking for the second win over a Big Ten program in as many years.

The game was close for a half and the Terapins held the Falcons' offense in check for 30 minutes, leading 13-6 at the break. But it took BGSU just 33 seconds to tie the game in the third quarter and the Falcons exploded for 42 second-half points in a 48-27 rout.

After a hard-fought 44-41 loss to a Memphis team that was nationally ranked for much of the year, the Falcons headed to Purdue with a 1-2 record. But senior Travis Greene, the all-time rushing leader at BGSU, scored

with nine seconds left to break a 28-28 tie and give the Falcons their third victory over Big Ten opponents in two years.

That win kick-started a seven-game winning streak that included blowout victories over UMass (62-38), Akron (59-10), Kent State (48-0) and Ohio (62-24). And for the third consecutive season, BGSU would face Northern Illinois for the MAC Championship.



Bowling Green won its first Bowl game in 10 seasons with a 33-28 triumph over South Alabama in the inaugural Raycom Media

The Falcons avenged a 2014 MAC Championship loss to Northern Illinois with a 34-14 win that gave BGSU its 12th MAC Championship. Greene was named MAC Championship MVP, while Johnson was the MAC Offensive Player of the Year and the Vern Smith Leadership Award winner. Sophomore wide receiver Roger Lewis was an FWAA Second Team All-American and an AP Third Team All-American. He was also given the Paul Warfield Trophy, as the nation's top receiver.

From 2016-18, BGSU brought in two of the highest ranked classes in program history and the Falcons tabbed Boston College offensive coordinator Scot Loeffler to take the reins in December of 2018.

While Loeffler's debut season was the beginning of a rebuild, he led the Falcons to a stunning 20-7 win over Toledo, snapping a nine-game losing streak to the Rockets, bringing home the I-75 Trophy, and evening the all-time series record between the two programs to 40-40-4.

The 2020 season was a unique one as the world battled the COVID-19 virus, limiting the Falcons to only five games due to a late start and MAC-only games. BGSU failed to win a game, but had the opportunity to play many young players as the NCAA granted a blanketed waiver for an extra year of eligibility for all fall and winter student-athletes.



Matt Johnson was the MAC Championship Game Most Valuable Player in 2013 and then the MAC Offensive Player of the Year and Vern Smith Leadership Award winner in 2015.



BGSU HISTORY • ALL-AMERICANS


1952-1983




Fred Durig, FB
1952
College Division




James Ladd, E
1953
College Division




Jack Hecker, E
1955
College Division



Jack Giroux, FB
1956
College Division



Tim Murnen, G
1957
College Division




Bernie Casey, HB
1959
College Division




Bob Zimpfer, T
1959
College Division




Mike Weger, DB
1965
Division I
AP 3rd Team




Dave Preston, HB
1975
Division I
Churchman's 2nd Team



Mark Miller, QB
1977
Division I
Football News
Argosy



Andre Young, DT
1982
Division I-AA
1st Team



Martin Bayless, DB
1983
Division I-A
AP 3rd Team




2021 BGSU FOOTBALL


12 MAC CHAMPIONSHIPS | 13 BOWL GAME APPEARANCES

BGSU HISTORY • ALL-AMERICANS

1990-2018




Cris Shale, P
1990
Division I-A
AFCA 1st Team
Football News 1st Team
AP 1st Team
UPI 2nd Team
Sporting News 2nd Team




Brian Leaver, PK
1994
Division I-A
Football News 1st Team
AP 1st Team




Brandon Hicks, NG
2001
Division I-A
Sporting News 4th Team




Janssen Patton, CB
2003
Division I-A
CNNSI.com 3rd Team
Collegefootballnews.com
Honorable Mention



Josh Harris, QB
2003
Division I-A
Collegefootballnews.com



Omar Jacobs, QB
2004
Division I-A
CNNSI.com
Honorable Mention




Chris Bullock, RB
2006
Sporting News Freshman AA, Third Team



Freddie Barnes, WR
2009
FWAA, First Team




Anthon Samuel, RB
2011
Phil Steele Freshman AA, Third Team



Chris Jones, DT
2012
FWAA, First Team



Ryan Burbrink, PR
2012
Phil Steele Freshman AA
Second Team




Roger Lewis, WR
2015
FWAA, Second Team
Phil Steele, Second Team
AP, Third Team
Sports Illustrated, HM



Matt Johnson, QB
2015
Phil Steele, Fourth Team
Sports Illustrated, HM



Alex Huettel, OL
2015
Phil Steele, First Team



Joseph Davidson, P
2016
Phil Steele, Fourth Team

BGSU HISTORY



BGSU HISTORY • BOWL GAMES

BGSU HISTORY

BGSU BOWL GAME HISTORY

- 1961 - Mercy Bowl (Los Angeles, Calif.)
Fresno State 36, Bowling Green 6
- 1982 - California Bowl (Fresno, Calif.)
Fresno State 29, Bowling Green 28
- 1985 - California Bowl (Fresno, Calif.)
Fresno State 51, Bowling Green 7
- 1991 - California Raisin Bowl (Fresno, Calif.)
Bowling Green 28, Fresno State 21
- 1992 - Las Vegas Bowl (Las Vegas, Nev.)
Bowling Green 35, Nevada 34
- 2003 - Motor City Bowl (Detroit, Mich.)
Bowling Green 28, Northwestern 24
- 2004 - GMAC Bowl (Mobile, Ala.)
Bowling Green 52, Memphis 35
- 2007 - GMAC Bowl (Mobile, Ala.)
Tulsa 63, Bowling Green 7
- 2009 - Humanitarian Bowl (Boise, Idaho)
Idaho 43, Bowling Green 42
- 2012 - Military Bowl (Washington, D.C.)
San Jose State 29, Bowling Green 20
- 2013 - Little Caesars Pizza Bowl (Detroit, Mich.)
Pittsburgh 30, Bowling Green 27
- 2014 - Raycom Media Camellia Bowl (Montgomery, Ala.)
Bowling Green 33, South Alabama 28
- 2015 - GoDaddy Bowl (Mobile, Ala.)
Georgia Southern 58, Bowling Green 27

1961 MERCY BOWL

Fresno State 36, BGSU 6
Nov. 23, 1961 - Los Angeles Coliseum - 33,146

Bowling Green	0	6	0	0	-	6
Fresno State	3	7	20	6	-	36

FS - Masich 29 field goal, 12:57, 1st qtr.
 BG - Bell 2 run (kick failed), 14:57, 2nd qtr.
 FS - Barrett 45 pass from Carter (Masich kick), 5:09, 2nd qtr.
 FS - Seifert 1 run (Masich kick), 7:08, 3rd qtr.
 FS - Barrett 23 pass from Carter (Masich kick), 8:56, 3rd qtr.
 FS - Carter 4 run (Masich kick), 14:08, 3rd qtr.
 FS - Carter 8 run (Masich kick), 12:47, 4th qtr.

Individual Leaders

Rushing
 BG - Hepner 13-42, Bell 7-28; FS - Carter 7-32

Passing
 BG - Potts 9-17-2-155; FS - Carter 14-28-1-248, Anabo 8-13-0-120

Receiving
 BG - L. Smith 3-69, R. Reynolds 2-50; FS - Barrett 6-161, Houser 6-71

Team Statistics	BG	FS
First Downs	17	23
Rushing Yards.....	111	100
Passing Yardage	208	368
Completions/Attempts/Int.	11/22/3	22/43/1
Punts	4/34.0	4/32.0
Fumbles/Lost	5/3	1/0
Penalties/Yards	4/20	7/75

In a one-time game to help defray the expenses (burial and medical) of families of the 16 members of the Cal Poly San Luis Obispo football team who perished in a plane crash, Oct. 29, 1960, shortly after takeoff from Toledo Express Airport, Bowling Green and Fresno State, the undefeated champion of the California Collegiate Athletic Association, met at the historic Los Angeles Memorial Coliseum.

Playing before its largest crowd in school history, the Falcons, six-point favorites, were guilty, uncharacteristically, of six turnovers, which was the difference in the game. BG's defense, which was ranked fourth in the nation, yielded 468 yards, 196 more than it had given up to any opponent during the season. Quarterbacks Beau Carter and Jon Anabo were thorns in BG's side all day passing for 368 yards and two touchdowns. Carter ran for two scores, also.

BG scored its only points early in the second stanza on the two-yard run by Ray Bell which was set up on a long pass play between Larry Smith and quarterback Jim Potts.

BG fumbled on its next two possessions with FSU turning the second miscue into a touchdown on a long pass play. Bowling Green did have a pass dropped in the end zone as the first half ended which would have given them the lead. Fresno State then scored 1:44 apart midway through the third period to put the game away, the second score set up by a fumbled snap on an attempted punt. The contest netted \$170,000 for the memorial fund which aided the survivors and the relatives of the victims of the plane crash. Cal Poly SLO had played at Bowling Green the afternoon before the crash.



BGSU HISTORY • BOWL GAMES

BGSU HISTORY

1982 CALIFORNIA BOWL

Fresno State 29, BGSU 28
Dec. 18, 1982 - Bulldog Stadium - 30,000

Bowling Green	0	14	14	0	-	28
Fresno State	0	0	7	22	-	29

BG - Otten 4 run (Youssef kick), 11:17, 2nd qtr.
 BG - Meek 1 pass from McClure (Youssef kick), 2:47, 2nd qtr.
 BG - Potts 5 pass from McClure (Youssef kick), 8:47, 3rd qtr.
 FS - Paige 11 pass from Tedford (Darrow kick), 7:25, 3rd qtr.
 BG - Potts 6 fumble recovery (Youssef kick), :42, 3rd qtr.
 FS - Paige 4 run (Darrow kick), 12:11, 4th qtr.
 FS - Paige 27 pass from Tedford (Tedford-Carter pass), 3:16, 4th qtr.
 FS - Wesson 2 pass from Tedford (Darrow kick), :11, 4th qtr.

Individual Leaders

Rushing

BG - Otten 31-136; FS - Thomas 5-48, Carter 6-41

Passing

BG - McClure 22-32-1-246; FS - Tedford 31-50-4-373

Receiving

BG - Otten 11-76, Meek 4-55, Taylor 3-74; FS - Paige 15-246

Team Statistics	BG	FS
First Downs.....	17	27
Rushes/Yards.....	44/126	24/80
Passing Yardage.....	246	373
Completions/Attempts/Int.....	22/32/1	31/50/4
Punts.....	7/39.9	2/39.5
Fumbles/Lost.....	2/0	4/3
Time of Possession.....	35:40	24:20

After a full week of events leading up to the meeting with the Pacific Coast Athletic Association champion Fresno State, the Falcons entered the game against the Bulldogs a two-touchdown underdog.

The Falcons also had to contend with a partisan sea of red squeezed into Bulldog Stadium, the home of Fresno State.

But, the Falcons drew first blood converting a Jac Tomasello interception on the final play of the first quarter into the first touchdown of the game, a Chip Otten four-yard run capping a 48-yard drive. The Falcons took a 14-0 lead to the locker room after driving 73 yards on their next possession. Sophomore quarterback Brian McClure connected with John Meek on the scoring play.

BG looked to be in the driver's seat after McClure connected with Shawn Potts from five yards out in the third stanza. But, Fresno State answered BG's score with their first of the contest later in the quarter.

Bowling Green came right back as Potts picked up a fumble by receiver Greg Taylor at the five-yard line and ran it in to put the Falcons back up by three touchdowns.

With Fresno State pinned back on its own 20-yard line and facing a third-and-ten, a Falcon stop might have put the final nail in the Fresno State coffin. But, FSU gained 15 yards on the third-down play and the comeback was on.

With future NFL receiver Stephone Paige running and catching a pass for a touchdown, FSU closed to within six points with three minutes left. BG used up just 1:05 of the clock on its next possession and FSU moved 45 yards in eight plays with Jeff Tedford finding Vince Wesson over the middle with 11 seconds left. Scott Darrow's PAT was the deciding point.

BG gained just 26 yards on nine plays in the fourth quarter while FSU gained 220 of its 453 yards in the final 15 minutes.

1985 CALIFORNIA BOWL

Fresno State 51, BGSU 7
Dec. 14, 1985 - Bulldog Stadium - 32,554

Bowling Green	0	0	0	7	-	7
Fresno State	7	16	14	14	-	51

FS - Williams 10 run (Belli kick), 9:29, 1st qtr.
 FS - Mosley 1 run (Belli kick), 8:02, 2nd qtr.
 FS - Taylor 33 pass from Sweeney (Belli kick), 6:59, 2nd qtr.
 FS - Safety, McClure tackled in end zone, 4:39, 2nd qtr.
 FS - Taylor 53 pass from Sweeney (Belli kick), 10:08, 3rd qtr.
 FS - Skipper 29 run (Belli kick), 3:09, 3rd qtr.
 BG - Davis 18 run (Silvi kick), 14:28, 4th qtr.
 FS - Baker 40 pass from Sweeney (Belli kick), 8:56, 4th qtr.
 FS - Skipper 13 run (Belli kick), 5:57, 4th qtr.

Individual Leaders

Rushing

BG - Davis 7-78, Story 9-41; FS - J. Williams 18-94, Skipper 7-77

Passing

BG - McClure 22-42-3-254; FS - Sweeney 9-19-1-185

Receiving

BG - Schmelzle 7-84, Meehan 7-65; FS - Taylor 2-86, Baker 2-49

Team Statistics	BG	FS
First Downs.....	21	15
Rushes/Yards.....	36/89	48/225
Passing Yardage.....	259	194
Completions/Attempts/Int.....	23/48/3	10/20/1
Punts.....	6/35.3	7/47.4
Fumbles/Lost.....	6/5	2/1
Time of Possession.....	32:09	27:51

The tone for what was expected to be one of the most evenly-matched California Bowls, came earlier in the week when BGSU head coach Denny Stolz told the team before their Wednesday practice he would be leaving after the bowl game to accept the head coaching job at San Diego State.

An indication of what was ahead for the Falcons in the game came early in the first quarter when, trailing 7-0, they drove to the Bulldog one-yard line where they fumbled the ball away in the end zone, the first of five on the day and the same number they had committed in the first 11 games of the season. Fresno State would score the next 37 points before BG would hit paydirt.



This third quarter fumble recovery by Stu Tolle set up the third Falcon touchdown giving the Falcons a 21-0 lead over Fresno State in the 1982 California Bowl.



BGSU HISTORY • BOWL GAMES

BGSU HISTORY

1991 CALIFORNIA RAISIN BOWL

BGSU 28, Fresno State 21
Dec. 14, 1991 - Bulldog Stadium - 34,877

Bowling Green	14	7	0	7	-	28
Fresno State	7	7	0	7	-	21

BG - Landman 5 pass from Smith (Leaver kick), 9:01, 1st qtr.
 BG - Szlachcic 29 pass from White (Leaver kick), 7:19, 1st qtr.
 FS - Barsotti 3 run (Mahoney kick), 2:27, 1st qtr.
 BG - Szlachcic 9 pass from White (Leaver kick), 12:39, 2nd qtr.
 FS - Daigle 57 run (Mahoney kick), 11:17, 2nd qtr.
 BG - Smith 1 run (Leaver kick), 13:15, 4th qtr.
 FS - Thompson 5 pass from Barsotti (Mahoney kick), 9:11, 4th qtr.

Individual Leaders

Rushing

BG - Jackson 16-59, Smith 13-46; FS - Neal 14-78, Daigle 8-77

Passing

BG - White 18-30-2-263; FS - Barsotti 25-36-1-286

Receiving

BG - Szlachcic 11-189, Redd 2-47; FS - Rivers 6-84, Winans 3-66

Team Statistics	BG	FS
First Downs.....	22	24
Rushes/Yards.....	39/115	42/198
Passing Yardage.....	268	286
Completions/Attempts/Int.....	19/31/1	25/36/1
Punts.....	4/31.5	3/32.0
Fumbles/Lost.....	2/1	2/2
Time of Possession.....	30:46	29:14

Not even being a double-digit underdog against Fresno State could keep the Falcons from completing its storybook season under first-year head coach Gary Blackney. And the script for this game was all Hollywood.

The first quarter would have led the fans to believe it might take 40 or 50 points to win the game as the Falcons scored touchdowns on their first two possessions and the Bulldogs would get one of those back before the quarter was over.

The scoring continued early in the second stanza as BG's Erik White and Mark Szlachcic hooked up for a second time. But, FSU came right back on their next possession with Anthony Daigle running 57 yards to cut the deficit in half going to the lockerroom.

The defenses took over in the third quarter, each allowing just 65 yards total offense. Late in the quarter, FSU placekicker Derek Mahoney missed a 26-yard field goal, the most significant scoring opportunity of the quarter.

BG scored early in the final stanza moving 80 yards after the missed field goal to build another 14-point lead.

FSU came right back to score, driving 71 yards as quarterback Mark Barsotti completed five-of-six passes, connecting with tight end Marty Thompson from five yards out.

After three changes of possession, FSU started the final drive of the game from their one-yard line, after an interception, with 2:29 remaining.

FSU used its last time out with 24 seconds left and the Bulldogs just nine yards away from the needed touchdown. After a running play for six yards and two incomplete passes, the final play of the game would determine the outcome with three seconds left.

The BG defense rose to the occasion covering all FSU receivers and Barsotti threw incomplete with BG linebacker Kevin O'Brien pressuring.

BG won its 11th game, making Blackney only the third coach in NCAA history to win 11 games in their first season as a head coach.

1992 LAS VEGAS BOWL

BGSU 35, Nevada 34
Dec. 18, 1992 - Sam Boyd Silver Bowl - 15,476

Bowling Green	14	14	0	7	-	35
Nevada	3	0	21	10	-	34

BG - Smith 10 pass from White (Leaver kick), 11:27, 1st qtr.
 NV - Terelak 30 field goal, 8:22, first qtr.
 BG - Jackson 4 run (Leaver kick), 2:28, 1st qtr.
 BG - White 8 pass from Smith (Leaver kick), 7:54, 2nd qtr.
 BG - Jackson 17 run (Leaver kick), 4:46, 2nd qtr.
 NV - Senior 5 pass from Vargas (Terelak kick), 8:13, 3rd qtr.
 NV - Holmes 5 run (Terelak kick), 5:32, 3rd qtr.
 NV - Matter 3 pass from Vargas (Terelak kick), 3:46, 3rd qtr.
 NV - Reeves 3 run (Terelak kick), 12:41, 4th qtr.
 NV - Terelak 19 field goal, 7:13, 4th qtr.
 BG - Hankins 3 pass from White (Leaver kick), :22, 4th qtr.

Individual Leaders

Rushing

BG - Jackson 22-113, Smith 12-27; NV - Holmes 18-62

Passing

BG - White 24-40-0-245; NV - Vargas 24-40-0-283

Receiving

BG - Smith 7-68, Szlachcic 5-51, McElroy 3-49; NV - Reeves 8-92, King 5-88, Senior 6-84

Team Statistics	BG	NV
First Downs	25	21
Rushes/Yards	41/157	35/94
Passing Yardage	253	344
Completions/Attempts/Int.	25/41/0	29/49/0
Punts	5/23.2	4/16.7
Fumbles/Lost	0/0	3/2
Time of Possession	33:35	26:25

In the inaugural Las Vegas Bowl, which replaced the California Bowl, the Falcons faced the high-powered offense of the University of Nevada.

In a game in which the punting game took center stage, the Falcons won the first half and Nevada the second half, but a late BG touchdown proved to be the difference.

The Falcons scored on their first four possessions to grab a 28-3 halftime lead. BG had 267 first-half yards to just 116 for the Wolfpack as they had an 18-6 edge in first downs.

In the second half, it was Nevada quarterback Chris Vargas' turn. He had engineered six Nevada comeback victories in three years coming off the bench, including an NCAA-record 35-point comeback against Weber State.

Nevada scored three touchdowns in the third quarter with punts of five and seven yards by BG setting up the first two scores. The Wolfpack's third score was set up by a high snap from center on a BG punt.

Nevada finally took the lead with 12:41 left in the game and looked to possibly put the game away with a field goal with 7:13 left, ending their run of 31 unanswered points.

Bowling Green then moved to the Nevada six-yard line before turning the ball over on downs. After holding the Wolfpack to one first down, Nevada punter Steve Lester had the center snap go through his hands setting up the Falcons at the Wolfpack 15-yard line with 1:45 remaining.

A 12-yard Erik White to Mark Szlachcic connection on first down put the Falcons on the three-yard line. After two runs and a pass did not net any yardage, White found Dave Hankins alone in the back of the end zone on fourth down with 22 seconds left. Placekicker Brian Leaver made the PAT for the winning points and BG's second consecutive bowl win.



BGSU HISTORY • BOWL GAMES

2003 MOTOR CITY BOWL

BGSU 28, Northwestern 24
Dec. 26, 2003 - Ford Field - 51,286

Northwestern	7	3	7	7	-	24
Bowling Green	0	7	7	14	-	28

NU - Herron 40 yd run (Huffman kick), 7:52, 1st qtr.
 NU - Huffman 31 yd field goal, 13:12, 2nd qtr.
 BG - Harris 4 yd run (Suisham kick), 7:57, 2nd qtr.
 NU - Wright 77 yd run (Huffman kick), 14:14, 3rd qtr.
 BG - Magner 7 yd pass from Harris (Suisham kick), 9:10, 3rd qtr.
 BG - Sanders 11 yd pass from Harris (Suisham kick), 11:32, 4th qtr.
 NU - Herron 2 yd run (Huffman kick), 10:01, 4th qtr.
 BG - Magner 3 yd pass from Harris (Suisham kick), 4:06, 4th qtr.

Individual Leaders

Rushing

BG - Harris 21-68, Pope 11-23, Lane 2-1; NU Wright 21-237, Herron 12-80, Basanez 10-41, Jenkins 2-5

Passing

BG - Harris 38-50-3-386, Magner 0-1-0-0; NU Basanez 7-15-0-58

Receiving

BG - Magner 12-97, Sharon 7-93, Sanders 5-74, Hawkins 3-36, Pope 3-25, McGrady 3-25, Lane 3-17, Jarrett 2-19; NU - Philmore 3-43, Wright 2-11, Jordan 1-6, Kunle 1-2

Team Statistics	NU	BG
First Downs.....	16	30
Rushes/Yards.....	357	88
Passing Yardage.....	58	386
Completions/Attempts/Int.....	7/15/0	38/51/3
Punts.....	5-172	3-138
Fumbles/Lost.....	2/2	0/0
Time of Possession.....	25:52	34:08

Northwestern took away Bowling Green's running game. So Josh Harris beat the Wildcats through the air. Harris passed for 386 yards and three touchdowns to lead Bowling Green to a 28-24 victory over Northwestern in the Motor City Bowl. It was the first postseason meeting ever between schools from the MAC and Big Ten.

Bowling Green took the lead for good on Harris' 3-yard touchdown pass to Cole Magner with 4:06 left. Harris, who also ran for a TD, set a Motor City Bowl and BGSU record for completions with 38 in 50 attempts. It also marked the third fourth-quarter rally for BGSU against a Big Ten squad (Northwestern in 2001 and Purdue in 2003). Magner also set a game record for catches, finishing with 12 for 97 yards and two touchdowns.

Jason Wright ran for 237 yards on 21 carries and finished with 336 all-purpose yards for Northwestern. He had a 77-yard TD run - the second-longest run in Motor City Bowl history - to give the Wildcats a 17-7 lead early in the third quarter and an 88-yard kickoff return early in the fourth to set up Noah Herron's 2-yard touchdown run that made it 24-21.

Bowling Green used two 80-yard scoring drives to take a 21-17 lead early in the fourth. Harris threw a 7-yard TD pass to Magner, and put the Falcons on top with an 11-yarder to Steve Sanders.

Northwestern opened the scoring on Herron's 40-yard fourth-down run in the first quarter, and made it 10-0 on Brian Huffman's 31-yard field goal. Bowling Green answered with a 67-yard drive, capped by Harris' 4-yard run.

2004 GMAC BOWL

BGSU 52, Memphis 35
Dec. 22, 2004 - Ladd Peebles Stadium - 24,000 (Est.)

Memphis	7	21	0	7	-	35
Bowling Green	21	14	7	10	-	52

BG - Pope 1 yd run (Suisham kick), 10:24, 1st qtr.
 BG - Sharon 18 yd pass from Jacobs (Suisham kick), 9:37, 1st qtr.
 UM - Doucette 42 yd pass from Wimprine (Gostkowski kick), 6:51, 1st qtr.
 BG - Sharon 36 yd pass from Jacobs (Suisham kick), 4:39, 1st qtr.
 UM - Kelley 60 yd pass from Wimprine (Gostkowski kick), 14:43, 2nd qtr.
 BG - Sanders 31 yd pass from Jacobs (Suisham kick), 9:54, 2nd qtr.
 UM - Avery 38 yd pass from Wimprine (Gostkowski kick), 6:41, 2nd qtr.
 UM - Williams 31 yd run (Gostkowski kick), 3:37, 2nd qtr.
 BG - Sanders 17 yd pass from Jacobs (Suisham kick), :37, 2nd qtr.
 BG - Pope 13 yd pass from Jacobs (Suisham kick), 3:18, 3rd qtr.
 BG - Suisham 37 yd field goal, 14:09, 4th qtr.
 BG - Pope 1 yd run (Suisham kick), 8:01, 4th qtr.
 UM - Doucette 14 yd pass from Wimprine (Gostkowski kick), 3:48, 4th qtr.

Individual Leaders

Rushing

BG - Pope 28-151, Lane 5-36; UM - Williams 18-120

Passing

BG - Jacobs 26-44-1 365; UM - Wimprine 26-39-1 324

Receiving

BG - Sanders 7-123, Sharon 5-117, Magner 9-68, Hawkins 2-25, McGrady 2-19, Pope 1-13; UM - Kelley 4-108, Doucette 2-56, Avery 3-51, Gideon 6-38.

Team Statistics	UM	BG
First Downs.....	21	29
Rushes/Yards.....	27/90	43/193
Passing Yardage.....	324	365
Completions/Attempts/Int.....	26/39/1	26/44/1
Punts.....	6/197	4/127
Fumbles/Lost.....	2/1	1/1
Time of Possession.....	26:37	33:23

Omar Jacobs went from Bowling Green's question mark to the Mid-American Conference's latest star quarterback. Jacobs capped a marvelous sophomore season by passing for 365 yards and five touchdowns to lead the Falcons to a 52-35 victory over Memphis in the GMAC Bowl.

The Falcons (9-3) turned a shootout into a blowout after leading 35-28 at halftime to win their fourth consecutive bowl game. Jacobs got them started with four first-half touchdown passes - two apiece to Charles Sharon and Steve Sanders helped carry them the rest of the way. Pope ran 28 times for 151 yards and a pair of 1-yard touchdowns. He also caught a 13-yard pass for the only score of the third quarter. The Tigers (8-4), playing in back-to-back bowl games for the first time, couldn't keep up with the nation's No. 4 offense, which totaled 558 total yards.

Jacobs, whose 41 touchdown passes led the nation and set a Mid-American Conference record, completed 26-of-44 passes with an interception to earn Most Valuable Player honors.

At halftime, the teams seemed poised to take aim at the 2001 GMAC Bowl, the highest scoring bowl game in history with 125 combined points for Marshall and East Carolina. The offenses stopped themselves early in the third quarter. Jacobs threw only his fourth interception of the season to give the Tigers the ball at Bowling Green's 41. Memphis tried to go for it on fourth down but was twice penalized for having 12 men on the field. Bowling Green made it 42-28 on the ensuing possession with Pope slipping underneath for a 13-yard touchdown catch on third-and-7. The Tigers then squandered another trip across midfield when a scrambling Wimprine fumbled the ball and Bowling Green's Mike Thaler recovered 31 yards behind the line of scrimmage to set up a field goal. Even the weather worked in the offenses' favor, however, with a driving rainstorm subsiding a few minutes before kickoff to clear the way for Jacobs and Wimprine to go to work. They took full advantage. Jacobs capped his four-touchdown half with a 17-yarder to Sanders, who reached over defensive back Cameron Essex in the end zone with 37 seconds left.

Not surprisingly, it was a night for offensive records. Jacobs set the MAC record with his 41st overall touchdown rushing or passing in the first quarter, adding four more. He also joined Ben Roethlisberger and Byron Leftwich as the league's only 4,000-yard passers. The Falcons also set the MAC record for scoring average in a season.



BGSU HISTORY • BOWL GAMES

BGSU HISTORY

2007 GMAC BOWL

BGSU 7, Tulsa 63

Jan. 6, 2008 - Ladd Peebles Stadium

BGSU	0	0	7	0	-	7
Tulsa	21	14	14	14	-	63

TLS - Adams 1 yard run (Tracy kick) 3:57, 1st
 TLS - Johnson 13 yard pass from Smith (Tracy kick) 0:25, 1st
 TLS - Whitmore 19 yard run (Tracy kick) 0:09, 1st
 TLS - Grooms 4 yard pass from Adams (Tracy kick) 0:56, 2nd
 TLS - Adams 19 yard pass from Smith (Tracy kick) 3:22, 2nd
 TLS - Johnson 14 yard pass from Smith (Tracy kick) 2:11, 3rd
 BG - Williams 78 yard kickoff return (Vrvilo kick) 3rd
 TLS - Smith 2 yard run (Tracy kick) 3:45, 3rd
 TLS - Clay 3 yard pass from Smith (Tracy kick) 3:00, 4th
 TLS - Whitmore 6 yard pass from Smith (Tracy kick) 4:30, 4th

Individual Leaders

Rushing

BG - Sheehan 7-21; TLS - Adams 17-112

Passing

BG - Sheehan 14-19-0 141; TLS - Smith 27-45-5 312

Receiving

BG - Barnes 5-71; TLS - Meyer 5-97

Team Stats	BG	TLS
First Downs	13	34
Rushing	34-46	39-238
Passing	183	324
Total Plays-Yards	61-229	86-562
Fumbles: No.-Lost	4-4	0-0
Penalties: No.-Yards	4-37	3-25
Punts: No.-Yards	5-38.6	5-42.0
Kickoff Returns: No.-Yards	10-221	2-46
Punt Returns: No.-Yards	2-0	0-0
Time of Poss.	31:05	28:55

Hurricane Paul Smith and the nation's top-rated offense turned a little charity into a lot of history in the GMAC Bowl.

Smith had his NCAA-record 14th consecutive 300-yard passing game, and Tulsa converted four fumble recoveries into first-half touchdowns on the way to a 63-7 win over Bowling Green in the 2007 GMAC Bowl.

With all that help, the Golden Hurricane (10-4) ran up a 35-0 halftime lead and capped coach Todd Graham's first season by reaching 10 wins for the first time since 1991.

Smith passed for 312 yards and five touchdowns. He broke the record of 13 300-yard efforts in a row he shared with BYU's Ty Detmer, whose streak stretched over the 1989 and 1990 seasons.

He and Tarrion Adams joined Houston's David Klingler and Chuck Weatherspoon as the NCAA's only 5,000-yard passing and 1,000-yard rushing tandems.

Tulsa outgained Bowling Green (8-5) 562-229 in total yards.

Adams scored touchdowns running, passing and receiving before halftime and ran for 112 yards. Trae Johnson caught two scoring passes.

Bowling Green, which had won four consecutive bowl games, lost three fumbles in its own territory in the first quarter and never recovered.

Quarterback Tyler Sheehan was helped off the field with a left ankle injury with 24 seconds left in the first half and didn't return. Sheehan passed for 141 yards and ran for another 21.

Down 42-0, Bowling Green got on the board when Roger Williams scored on a 78-yard kick return early in the third quarter for the Falcons' only points. It was the first kickoff return for a touchdown in the history of the GMAC Bowl.

2009 HUMANITARIAN BOWL

Idaho 43, Bowling Green 42

Dec. 30, 2009 - Bronco Stadium

BGSU	14	0	7	21	-	42
Idaho	7	7	14	15	-	43

BG - Barnes 35 yard pass from Sheehan (Norsic kick) 11:44, 1st
 ID - Bjorvik 3 yard pass from Enderle (Farquhar kick) 7:49, 1st
 BG - Geter 59 yard run (Norsic kick) :19, 1st
 ID - Greenwood 7 yard pass from Enderle (Farquhar kick) :19, 2nd
 ID - Woolridge 8 yard run (Farquhar kick) 9:25, 3rd
 ID - Woolridge 13 yard run (Farquhar kick) 5:30, 3rd
 BG - Scheidler 15 yard pass from Sheehan (Norsic kick) 3:40, 3rd
 BG - Barnes 5 yard pass from Sheehan (Norsic kick) 12:15, 4th
 ID - Preston 30 yard pass from Enderle (Farquhar kick) 8:32, 4th
 BG - Geter 2 yard run (Norsic kick) 3:51, 4th
 BG - Barnes 51 yard pass from Sheehan (Norsic kick) :32, 4th
 ID - Komar 16 yard pass from Enderle (Enderle to Preston) :04, 4th

Individual Leaders

Rushing

BG - Geter 14-96; ID - Woolridge 22-126

Passing

BG - Sheehan 33-47-4 387; ID - Enderle 15-28-4 240

Receiving

BG - Barnes 17-219; ID - Preston 4-119

GAME STATISTICS	BG	ID
First Downs	27	19
Rushing	6	8
Passing	18	11
Total Plays-Yards	72-538	66-452
Fumbles: No.-Lost	1-0	0-0
Penalties: No.-Yards	5-35	9-79
Punts: No.-Yards	3-102	7-280
Kick Returns: No.-Yards	7-137	7-176
Punt Returns: No.-Yards	3-2	0-0
Time of Poss.	29:24	30:32

The Bowling Green State University football team got a 51-yard touchdown from Freddie Barnes with 32 seconds remaining to take a 42-35 lead but surrendered a touchdown with four seconds to go, as well as a two-point conversion, to fall 43-42 to the Idaho Vandals in the 2009 Rody's Humanitarian Bowl in Boise, Idaho.

BGSU rallied back from 28-14 and 35-28 deficits to lead with 32 seconds to go but the Vandals drove 66 yards on three plays, including a 50-yard strike to open the drive to get within one at 42-41. After a timeout the Vandals elected to go for two, converting in the back of the endzone for the winning score.

The Falcons opened the scoring with senior quarterback Tyler Sheehan hooking up with Biletnikoff finalist Freddie Barnes on a 35-yard touchdown. Sheehan would call Barnes' number 16 more times, finishing with a Humanitarian Bowl records of 17 receptions for 219 yards, while Sheehan completed 33-of-47 passes for 387 yards and four touchdowns.

Barnes would finish the season with 155 receptions, smashing the all-time NCAA mark of 142, held by Manny Hazzard (Houston) since 1989. For his efforts he was named BGSU's Rody's Humanitarian Bowl Most Valuable Player.

Idaho started the second half off with a bang, scoring a pair of touchdowns in a four minute span to go up 28-14 with 5:30 to go in the third quarter, a spot Bowling Green has seen before and answered.

First, Sheehan connected with fellow classmate Jimmy Scheidler on a 15-yard touchdown with just over three minutes remaining in the third quarter and then found Barnes on an out-route at 12:15 in the fourth to knot the score at 28 apiece.

The Vandals would answer back with a 74-yard drive to once again take the lead, this time, 35-28 with 8:32 to go in the game.

A two-yard Geter touchdown, his second of the game, pushed the score to 35-35 and following a stop by the BGSU defense Sheehan and the Falcons marched 80 yards to take a 42-35 lead with 32 seconds remaining before the final winning drive by Idaho.



2021 BGSU FOOTBALL

12 MAC CHAMPIONSHIPS | 13 BOWL GAME APPEARANCES

BGSU HISTORY • BOWL GAMES

2012 MILITARY BOWL

San Jose State 29, Bowling Green 20
Dec. 27, 2012 - RFK Stadium

San Jose	7	3	9	10	-	29
BGSU	3	3	7	7	-	20

SJSU - Nunn 33 yard pass from Fales (Lopez kick) 10:05, 1st
 BG - Tate 28 yard FG, 3:57, 1st
 BG - Tate 33 yard FG, 14:55, 2nd
 SJSU - Lopez 36 yard FG, 1:40, 2nd
 BG - Samuel 8 yard TD run (Stein kick) 12:05, 3rd
 SJSU - team safety, 4:18, 3rd
 SJSU - Jones 18 yard pass from Fales (Lopez kick) 2:16, 3rd
 BG - Pettigrew 1 yard TD run (Stein kick) 10:26, 4th
 SJSU - Lopez 27 yard FG, 4:43, 4th
 SJSU - Eskridge 1 yard TD run (Lopez kick) 2:34, 4th

Individual Leaders

Rushing

BG - Pettigrew 7-59; SJSU - Eskridge 13-33

Passing

BG - Schilz 16-35-0 159; SJSU - Fales 33-43 395 2

Receiving

BG - Gallon 7-73; SJSU Grigsby 9-134

GAME STATISTICS

	SJSU	BG
First Downs	19	12
Rushing	23-15	30-105
Passing	33-43-0-395-2	16-35-0-159-0
Total Plays-Yards	66-380	65-264
Fumbles: No.-Lost	3-1	1-1
Penalties: No.-Yards	4-30	5-55
Punts: No.-Yards	7-223	8-222
Kick Returns: No.-Yards	6-336	6-337
Punt Returns: No.-Yards	1-24	1-0
Time of Poss.	30:48	29:12

San Jose State took advantage of a key turnover late in the fourth quarter to secure a 29-20 win over Bowling Green in the 2012 Military Bowl Thursday. The Falcon defense was stellar again on Thursday afternoon, holding the Spartans to -15 yards rushing on the afternoon.

San Jose State jumped out to a 7-0 lead with a four play, 79 yard drive, capped off with a 33 yard touchdown pass from David Fales. The Falcon defense made the Spartans one-dimensional all game, as the Spartan rushing attack was ineffective.

The Falcons got on the board with a 28 yard field from Tyler Tate with 3:57 left to play in the first quarter.

After a Gabe Martin blocked punt, the Falcons would get to within one point with another field goal from Tate, this time from 33 yards out.

San Jose State would add a field goal before the half to take a 10-6 lead into the lockerroom.

After the Falcons punted to begin the second half, the defense would come up with a big play to help the struggling offense out. Charlie Walker's rush off the edge produced a huge hit on quarterback David Fales, causing him to fumble. All-American Chris Jones was there to pick it up and return it 21 yards to the San Jose State eight yard line.

On the very next play, Anthon Samuel would take a handoff and scamper into the endzone for the touchdown and a 13-10 Falcon lead.

After a three-and-out late in the third quarter, Brian Schmiedebusch's punt would be blocked by San Jose State's special teams. The ball would carry through the end zone for a safety.

On the very next drive, San Jose State would take the lead on an 18 yard pass from Fales to Chandler Jones.

The Falcons would come right back, as John Pettigrew would find a seam and go 37 yards on a handoff down to the San Jose State one yard line. On the very next play, Pettigrew would punch it in, giving the Falcons another lead at 20-19.

With 4:43 left to play in the game, San Jose State's Austin Lopez would knock home a field goal for a two point Spartan lead. On the next drive, Matt Schilz was hit from behind and would fumble. San Jose State was there to pounce on it.

The Spartans would convert for a touchdown following that turnover.

2013 LITTLE CAESARS BOWL

Pittsburgh 30, Bowling Green 27
Dec. 26, 2013 - Ford Field

Pittsburgh	7	10	3	10	-	30
BGSU	3	7	10	7	-	27

BGSU - Tate 28 yd field goal, 4:26 (1st)
 UP - Conner 15 yd run (Blewitt kick), :58 (1st)
 UP - Blewitt 25 yd field goal, 8:29 (2nd)
 UP - Boyd 54 yd punt return (Blewitt kick), 6:43 (2nd)
 BGSU - Bayer 29 yd pass from Johnson (Tate kick), 1:28 (2nd)
 BGSU - Gates 94 yd kickoff return (Tate kick), 14:49 (3rd)
 BGSU - Tate 46 yd field goal, 9:52 (3rd)
 UP - Blewitt 28 yd field goal, 5:59 (3rd)
 UP - Voytik 5 yd run (Blewitt kick), 9:31 (4th)
 BGSU - Burbrink 15 yd pass from Johnson (Tate kick), 4:42 (4th)
 UP - Blewitt 39 yd field goal, 1:17 (4th)

Individual Leaders

Rushing

BG - Greene 18-39; UP - Conner 26-229

Passing

BG - Johnson 20-32-2 272; UP - Savage 8-13-0 124

Receiving

BG - Joplin 6-86; UP - Boyd 8-173

GAME STATISTICS

	UP	BG
First Downs	21	18
Rushing	39-255	34-10
Passing	13-22-0-232-0	21-33-0-279-2
Total Plays-Yards	61-487	67-289
Fumbles: No.-Lost	0-0	1-0
Penalties: No.-Yards	4-50	4-36
Punts: No.-Yards	4-164	5-273
Kick Returns: No.-Yards-TDs	4-107-0	5-183-1
Punt Returns: No.-Yards-TDs	3-69-1	0-0-0
Time of Poss.	28:50	31:10

Chris Blewitt's field goal with 1:17 remaining gave the University of Pittsburgh a 30-27 win over the Bowling Green State University football team in the Little Caesars Pizza Bowl at Ford Field in Detroit, Mich.

Pitt freshman James Conner ran for 229 yards and a touchdown, while the Panthers' Tyler Boyd had 173 receiving yards and returned a punt 54 yards for a score.

The Panthers had 487 yards of total offense to the Falcons' 289. BGSU quarterback Matt Johnson threw for 272 yards and a pair of scores, completing 20 of 32 passes on the night. For Pitt, Tom Savage was 8-of-13 for 124 yards before leaving the game due to injury late in the first half. Chad Voytik was 5-of-9 for 108 yards in relief.

Pitt had a total of seven quarterback sacks in the game.

On BG's second drive, Johnson found Shaun Joplin for gains of 18 and 17 yards, respectively, on back-to-back plays. Joplin led the BG receivers with six catches and 86 yards vs. the Panthers. The Falcons got into the red zone before the drive stalled, and Tyler Tate kicked a 28-yard field goal to give the Brown and Orange the early lead.

Trailing by a touchdown at halftime, BGSU drew even at the start of the second half, as BooBoo Gates returned the opening kickoff 94 yards for a score. Tate's PAT tied the game with only 11 seconds elapsed.

That Gates return tied the school record for longest kickoff return in history, matching Leon Weathersby's 94-yard return in a 1997 game at Perry Stadium.

The next drive, however, saw the Panthers kick what proved to be the winning field goal. On the second play of that drive, Voytik rolled out and gained 19 yards, giving Pitt a first down at midfield. Conner gained 20 yards on the following play. Voytik handed the ball to Conner on each of the next three plays, gaining a total of nine yards. On that third-down play, Conner was stopped for no gain, but on fourth down, Blewitt's 39-yard kick was good.



BGSU HISTORY • BOWL GAMES

BGSU HISTORY

2014 CAMELLIA BOWL

Bowling Green 33, South Alabama 28
Dec. 20, 2014 - Cramton Bowl

USA	7	0	7	14	-	28
BGSU	14	6	7	6	-	33

BGSU - Lewis 44 yd pass from Knapke (Tate kick), 11:59 (1st)
 BGSU - Greene 1 yd run (Tate kick), 7:17 (1st)
 USA - Houston 44 yd run (Sunanon kick), 5:42 (1st)
 BGSU - Tate 39 yd field goal, 6:49 (2nd)
 BGSU - Tate 22 yd field goal, :53 (2nd)
 USA - Bridge 15 yd run (Sunanon kick), 6:00 (3rd)
 BGSU - Greene 17 yd run (Tate kick), 4:33 (3rd)
 USA - Buford-Hughes 18 yd pass from Bridge (Sunanon kick), 11:23 (4th)
 USA - Timmons 3 yd run (Sunanon kick), 1:20 (4th)
 BGSU - Lewis 78 yd pass from Knapke (Knapke pass failed), 1:04 (4th)

Individual Leaders

Rushing

BG - Coppet 16-70; USA - Houston 5-53

Passing

BG - Knapke 25-39-2 368; USA - Bridge 20-37-1 279

Receiving

BG - Lewis 4-137; USA Woodson 6-122

GAME STATISTICS

	USA	BG
First Downs	23	24
Rushing	38-136	49-131
Passing	20-37-2-279-1	26-41-0-369-2
Total Plays-Yards	75-415	90-500
Fumbles: No.-Lost	2-2	2-1
Penalties: No.-Yards	5-48	8-79
Punts: No.-Yards	7-339	7-330
Kick Returns: No.-Yards-TDs	7-139-0	5-115-0
Punt Returns: No.-Yards-TDs	3-12-0	3-8-0
Time of Poss.	25:35	34:25

With 1:04 remaining in the game, quarterback James Knapke found freshman wide receiver Roger Lewis for a 78-yard touchdown to put the Bowling Green State University football team ahead for good, 33-28, over South Alabama in the inaugural Raycom Media Camellia Bowl.

With 1:20 to play in the game, South Alabama had taken the lead on a three-yard rush by running back Terrance Timmons, overcoming a 13-point deficit to take a 28-27 lead.

But, on the first play from scrimmage, Knapke would find Lewis deep down the middle of the field and the freshman would do the rest for his second game-winning touchdown reception of the season.

James Knapke was named Bart Starr Most Valuable Player, passing for 368 yards and two touchdowns – both of which were to Lewis. Lewis finished with a team-high 137 yards receiving in the game, finishing his inaugural campaign with 1,093 receiving yards. He became just the seventh player in BGSU history to have a 1,000-yard season and was the first freshman to ever do so.

On the first drive of the night, Bowling Green would move the ball into South Alabama territory, but would face a 4th-and-2 from the USA 44 yard line. On the fourth down play, Knapke would drop back and find Lewis past his defender for a BGSU touchdown and 7-0 lead.

The Falcons would increase their lead to 14-0 later in the first quarter with a one-yard rush by Travis Greene, capping off a nine play, 93-yard drive for the score. The big play on the drive came on Gehrig Dieter's 53-yard reception from Knapke.

BGSU's Tyler Tate would add two field goals – of 39 and 22 yards – to give the Falcons a 20-7 lead going into the half.

South Alabama would score 14 straight points in the fourth quarter to take the lead, but Knapke's bomb to Lewis would allow the Falcons to come out victorious in the Camellia Bowl. The win for the Falcons marked the first bowl win for the Mid-American Conference since the 2012 season.

2015 GODADDY BOWL

Georgia Southern 58, Bowling Green 27
Dec. 23, 2015 - Ladd-Peebles Stadium

GS	9	14	21	14	-	58
BGSU	13	14	0	0	-	27

GS - Ramsby 1 yd run (Koo kick), 8:52 (1st)
 BGSU - Lewis 45 yd pass from Johnson (Tate kick blocked), 7:29 (1st)
 GS - Dobson PAT return, 7:29 (1st)
 BGSU - Moore 15 yd pass from Johnson (Tate kick), 0:33 (1st)
 BGSU - Dieter 51 yd pass from Johnson (Tate kick), 11:42 (2nd)
 GS - Fields 26 yd run (Koo kick), 7:53 (2nd)
 GS - Crockett 31 yd pass from Ellison (Koo kick), 1:27 (2nd)
 BGSU - Greene 5 yd run (Tate kick), 0:36 (2nd)
 GS - Upshaw 3 yd run (Koo kick), 7:28 (3rd)
 GS - Upshaw 80 yd run (Koo kick), 2:55 (3rd)
 GS - Breida 1 yd run (Koo kick), 1:51 (3rd)
 GS - Upshaw 8 yd run (Koo kick), 14:55 (4th)
 GS - Upshaw 52 yd run (Koo kick), 5:25 (4th)

Individual Leaders

Rushing

BG - Greene 10-79; GS - Upshaw 12-199

Passing

BG - Johnson 15-34-3 246; GS - Ellison 3-5-1 65

Receiving

BG - Moore 5-83; GS Crockett 1-31

GAME STATISTICS

	GS	BG
First Downs	26	15
Rushing	68-452	29-116
Passing	4-8-0-82-1	15-34-0-246-3
Total Plays-Yards	76-534	63-362
Fumbles: No.-Lost	2-0	2-2
Penalties: No.-Yards	5-45	7-59
Punts: No.-Yards	4-175	5-250
Kick Returns: No.-Yards-TDs	3-48-0	3-32-0
Punt Returns: No.-Yards-TDs	1-16-0	2-37-0
Time of Poss.	40:39	19:21

Georgia Southern scored 35 unanswered points in the second half to overcome Bowling Green's 27-23 halftime lead Wednesday evening to defeat the Falcons 58-27 in the GoDaddy Bowl.

Matt Johnson threw three first half touchdowns and Travis Greene scored from five yards out with 36 seconds left in the first half to put the Falcons ahead 27-23.

Bowling Green built a 20-9 second-quarter lead as the Falcons moved the ball well in the first half. Georgia Southern scored the game's first touchdown but Johnson answered by improvising on a fourth-and-one after mishandling the football. He found Roger Lewis for a 45-yard touchdown but Georgia Southern went ahead 9-6 after blocking the extra point and returning it for two points.

Over the next two Georgia Southern drives, the Eagles had just nine yards on six plays and failed to pick up a first down. That gave the Falcons the opportunity to build a lead as Johnson found Ronnie Moore with a shovel pass on an end around for a 15-yard touchdown to make it 13-9.

On the first play of BGSU's first drive of the second quarter, Johnson found Gehrig Dieter streaking down the sideline for a 51-yard touchdown. The eight-second drive was the second-fastest of the season and gave the Falcons a 20-9 lead with 11:42 to play in the first half.

With just 1:27 left in the first half, the Falcons got the ball back and Greene took over. After a seven-yard pass to Dieter to the 41-yard line, Greene ripped off a 52-yard rush to the seven-yard line. Two plays later, he scored from five yards out to give the Falcons a 27-23 halftime lead.

Georgia Southern put the game away in the second half with three third-quarter touchdowns and two more in the fourth.



BGSU HISTORY • BOWL GAMES

FALCON BOWL GAME RECORDS

INDIVIDUAL RECORDS

RUSHING

Most Attempts.....31, Chip Otten, vs. Fresno State, 1982
 Net Yards..... 151, P.J. Pope, vs. Memphis, 2004
 136, Chip Otten, vs. Fresno State, 1982
 113, Zeb Jackson, vs. Nevada, 1992
 Touchdowns..... 2, Three Times (Last: Travis Greene, vs. South Alabama 2014)
 Average per Carry.....11.1, Jeff Davis, vs. Fresno State, 1985 (7/78)
 Long52, Travis Greene, 2015

PASSING

Attempts.....50, Josh Harris, vs. Northwestern, 2003
 Completions.....38, Josh Harris, vs. Northwestern, 2003
 Yards..... 387, Tyler Sheehan vs. Idaho, 2009
 Interceptions..... 3, Brian McClure, vs. Fresno State, 1985
 Touchdowns..... 5, Omar Jacobs vs. Memphis, 2004
 TD passes by a non-QB.....1, LeRoy Smith, vs. Nevada, 1992 (to QB Erik White)
 1, LeRoy Smith, vs. Fresno State, 1991 (to TE Brent Landman)
 Completion Pct.:76.0, Josh Harris, vs. Northwestern, 2003 (38/50)
 Average per Completion 17.2, Jim Potts, vs. Fresno State, 1961
 Long 78, James Knapke to Roger Lewis, vs. South Alabama 2014

RECEIVING

Receptions 17, Freddie Barnes vs. Idaho, 2009
 Yards.....217, Freddie Barnes vs. Idaho, 2009
 Touchdowns.....3, Freddie Barnes vs. Idaho, 2009
 Avg. per Reception.....34.3, Roger Lewis vs. South Alabama, 2014
 Long 78, Roger Lewis vs. South Alabama, 2014

SCORING

Points 18, P.J. Pope, vs. Memphis, 2004
 18, Freddie Barnes vs. Idaho, 2009
 Points (kicker) 10, Shaun Suisham, vs. Memphis, 2004
 Touchdowns..... 3, P.J. Pope, vs. Memphis, 2004
 3, Freddie Barnes vs. Idaho, 2009
 PAT Attempts..... 7, Shaun Suisham, vs. Memphis, 2004
 PATs Made 7, Shaun Suisham, vs. Memphis, 2004
 Field-Goal Attempts 3, Tyler Tate vs. South Alabama, 2014
 Field Goals Made 2, Twice (Last: Tyler Tate vs. South Alabama, 2014)
 Long FG.....46, Tyler Tate vs. Pittsburgh, 2013

PUNTING

Attempts.....7, Twice (Last: Joseph Davidson vs. South Alabama, 2014)
 Yards.....330, Joseph Davidson vs. South Alabama, 2014
 Average..... 54.6, Brian Schmiedebusch vs. Pittsburgh, 2013
 Long73, Joseph Davidson vs. Georgia Southern, 2015

TOTAL OFFENSE

Plays 71, Josh Harris, vs. Northwestern, 2003
 Yards..... 454, Josh Harris, vs. Northwestern, 2003

KICK RETURNS

Punt Returns.....3, Twice (Last: Ryan Burbrink vs. South Alabama, 2014)
 Punt Return Yards 21, Charles Sharon vs. Northwestern, 2003
21, Clint Stephens vs. Georgia Southern, 2015
 Avg. per PR..... 12.0, Ken Burress vs. Nevada, 1992
 Long21, Clint Stephens vs. Georgia Southern, 2015
 Kickoff Returns 4, Roger Williams vs. Tulsa, 2007
4, BooBoo Gates vs. Pittsburgh, 2013
 KOR Yards.....165, BooBoo Gates vs. Pittsburgh, 2013
 Avg. per KOR* 41.3, BooBoo Gates vs. Pittsburgh, 2013
 Long 94, BooBoo Gates vs. Pittsburgh, 2013 (TD)
 * minimum 2 returns

INTERCEPTIONS

Interceptions..... 2, Martin Bayless, vs. Fresno State, 1982
 Yards.....9, Martin Bayless, vs. Fresno State, 1982
 Touchdowns.....None
 Avg. per Return 23.0, Arch Tunnell, vs. Fresno State, 1961
 Long23, Arch Tunnell, vs. Fresno State, 1961 (1/23)

FUMBLES

Fumbles Forced..... 2, Keon Newson vs. Northwestern, 2003

TEAM RECORDS

POINTS

Points, Game52, vs. Memphis, 2004
 Points, Half35 (1st), vs. Memphis, 2004
 Points, Quarter.....21 (1st), vs. Memphis, 2004
 21 (4th), vs. Idaho, 2009

FIRST DOWNS

First Downs30, vs. Northwestern, 2003
 FD Rushing..... 10, vs. Nevada, 1992
 FD Passing.....21, vs. Northwestern, 2003
 FD Penalty 6, vs. Fresno State, 1991

RUSHING

Rushing Attempts49, vs. South Alabama 2014
 Net Rushing Yards 193, vs. Memphis, 2004

PASSING

Attempts.....51, vs. Northwestern, 2003
 Completions.....38, vs. Northwestern, 2003
 Most Interceptions..... 3 vs. Northwestern, 2003
 3, vs. Fresno State, 1985
 3, vs. Fresno State, 1961
 Fewest Interceptions.....0, vs. Nevada, 1992
 Yards..... 0, vs. Georgia Southern, 2015
388 vs. Idaho, 2009

TOTAL OFFENSE

Plays90, vs. South Alabama, 2014
 Yards..... 558, vs. Memphis, 2004
 Average per play..... 7.5 vs. Idaho, 2009

PENALTIES

Most Penalties 11 vs. Fresno State, 1985
 Most Penalty Yards79, vs. South Alabama, 2014
 Fewest Penalties 1, vs. Northwestern, 2003
 Fewest Penalty Yards.....14, vs. Memphis, 2004

INTERCEPTIONS

Most Interceptions..... 4, vs. Fresno State, 1982
 Most Return Yards24, vs. Fresno State, 1982
 Fewest Interceptions.....0, vs. Nevada, 1992
0, vs. Georgia Southern, 2015
 Fewest Return Yards0

PUNTING

Punts7, Twice (Last: vs. South Alabama, 2014)
 Yards.....330, vs. South Alabama, 2014
 Avg..... 50.0, vs. Georgia Southern, 2015

PUNT RETURNS

Returns3, vs. Idaho, 2009
 3, vs. South Alabama, 2014
 Yards.....37, vs. Georgia Southern, 2015
 Avg..... 18.5, vs. Georgia Southern, 2015

KICKOFF RETURNS

Kickoff Returns 10 vs. Tulsa, 2007
 Yards.....221, vs. Tulsa, 2007
 Avg..... 22.1, vs. Tulsa, 2007 (10/221)

TIME OF POSSESSION

Most35:40, vs. Fresno State, 1982
 Least19:21, vs. Georgia Southern, 2015

ATTENDANCE

51,286 vs. Northwestern, 2003
 36,932 vs. Tulsa, 2007
 34,877 vs. Fresno State, 1991
 33,145 vs. Fresno State, 1961
 32,554 vs. Fresno State, 1985
 30,000 vs. Fresno State, 1982
 28,656 vs. Georgia Southern, 2015
 26,726 vs. Idaho, 2009
 26,259 vs. Pittsburgh, 2013
 24,000 vs. Memphis, 2004
 20,256 vs. South Alabama, 2014
 17,835 vs. San Jose State, 2012
 15,476 vs. Nevada, 1992



BGSU HISTORY • ALL-MAC PERFORMERS

BGSU HISTORY

First Team ALL-MAC Selections

1952..... Jim Ladd (E)
..... Fred Durig (HB)
1953..... Jim Ladd (E)
1954..... Jack Hecker (E)
1955..... Jack Hecker (E)
..... Kenneth Russell (T)
..... Fred Koch (T)
1956..... Kenneth Russell (T)
..... Tim Murnen (G)
..... Harold Peek (C)
..... Vic DeOrio (HB)
..... Jack Giroux (FB)
1957..... Tim Murnen (G)
..... Larry Baker (T)
..... Ray Reese (E)
1958..... Ray Reese (G)
..... Bob Zimpfer (T)
..... Tom Colaner (E)
1959..... Ron Blackledge (E)
..... Bob Zimpfer (T)
..... Bob Colburn (QB)
..... Bernie Casey (HB)
1960..... Jerry Croft (T)
..... Jerry Colaner (G)
1961..... Dick Newsome (G)
..... Jerry Croft (T)
..... Gary Sherman (G)
1962..... Bob Reynolds (T)
..... Gary Sherman (G)
..... Ed Bettridge (C)
..... Don Lisbon (HB)
..... Asa Elsea (K)
1963..... Jay Cunningham (HB)
1964..... Jay Cunningham (HB)
..... Jerry Jones (T)
..... Tom Reicosky (HB)
..... Jamie Rivers (E)
..... Stew Williams (FB)
..... Heath Wingate (C)
..... Jim Wisser (FB)
1965..... Tony Fire (T)
..... Jamie Rivers (E)
..... Joe Souliere (HB)
..... Mike Weger (HB)
..... Stew Williams (FB)
..... Heath Wingate (C)
1966..... Jamie Rivers (E)
..... Dick Wagoner (DB)
..... Mike Weger (DB)
..... Heath Wingate (C)
1967..... Charles Burley (LB)
1968..... Eddie Jones (SE)
..... Joe Green (MG)
1969..... Joe Green (MG)
..... Bob Zimpfer (FL)
..... Phil Villapiano (DE)
..... Honester Davidson (DB)
1970..... Phil Villapiano (DE)
..... Dave Finley (G)
1971..... Paul Miles (TB)
..... John Czerwinski (T)
..... Dennis Maupin (C)
1972..... Paul Miles (TB)

..... John Czerwinski (T)
..... Fred Sturt (G)
..... Tom Hall (DT)
1973..... Paul Miles (TB)
..... Phil Polak (FB)
1974..... Dave Preston (RB)
1975..... Steve Studer (C)
1976..... John Obrock (T)
1978..... Jeff Groth (FL)
..... Mike Wright (QB)
1979..... John Spengler (PK)
1980..... John Spengler (PK)
..... Todd Gates (DT)
1981..... Martin Bayless (DB)
..... Bryant Jones (RB)
..... Jim Phelps (P)
1982..... Martin Bayless (DB)
..... Mark Emans (LB)
..... Brian McClure (QB)
..... Jim Phelps (P)
..... Shawn Potts (WR)
..... Andre Young (DT)
1983..... Martin Bayless (DB)
..... Mark Dowdell (TE)
..... Mark Emans (LB)
..... Brian McClure (QB)
..... Jim Phelps (P)
1984..... Brian McClure (QB)
..... Brian Johnson (C)
..... Stan Hunter (WR)
..... Mark Dowdell (TE)
..... Melvin Marshall (DB)
..... Bernard White (RB)
1985..... Stan Hunter (WR)
..... Mike Estep (OG)
..... Brian McClure (QB)
..... Bernard White (RB)
..... Melvin Marshall (DB)
..... Greg A. Johnson (P)
1986..... Paul Schweitzer (LB)
..... Greg Johnson (NG)
..... Mike Estep (OG)
..... John Hunter (LB)
..... Greg A. Johnson (P)
1987..... Joe Foley (DE)
..... John Hunter (LB)
..... Kyle Kramer (DB)
1988..... Kyle Kramer (DB)
..... Reggie Thornton (WR)
1989..... Ron Heard (WR)
..... Cris Shale (P)
1990..... Cris Shale (P)
..... Terry Wilson (DB)
..... Mark Ross (DL)
1991..... Mark Szlachcic (WR)
..... Brett Landman (TE)
..... Erik White (QB)
..... Mark Ross (DL)
..... Terry Wilson (DB)
1992..... Mark Szlachcic (WR)
..... Joe Wyse (OL)
..... Erik White (QB)
..... Kevin O'Brien (OLB)
..... Artie Mangham (ILB)

..... Joe Bair (DB)
1993..... Joe Wyse (OL)
..... Matt Foley (OL)
..... Zeb Jackson (RB)
..... Rameir Martin (WR)
..... Vince Palko (ILB)
..... Bob Dudley (DL)
..... Clint Frazier (DL)
1994..... Ronnie Redd (WR)
..... Chad Bukey (OL)
..... Ryan Henry (QB)
..... Brian Leaver (PK)
..... Vince Palko (LB)
..... Greg Cepek (DL)
..... George Johnson (DB)
1995..... Chad Bukey (OL)
..... Derek Schorejs (PK)
..... Jason Woullard (LB)
..... Greg Cepek (DL)
1996..... Kevin O'Neill (LB)
1997..... Kevin O'Neill (LB)
2001..... Robert Redd (WR)
..... Brandon Hicks (NG)
2002..... Robert Redd (WR)
2003..... Scott Mruczowski (C)
..... Janssen Patton (CB)
..... P.J. Pope (RB)
2004..... Omar Jacobs (QB)
..... Rob Warren (OL)
..... Jovon Burkes (LB)
..... Keon Newson (DB)
2006..... Kory Lichtensteiger (OL)
..... Devon Parks (DL)
2007..... Kory Lichtensteiger (OL)
..... Diyral Briggs (DL)
2008..... Diyral Briggs (DL)
2009..... Freddie Barnes (WR)
2010..... Kamar Jordan (WR)
2011..... Kamar Jordan (WR)
..... Brian Schmiedebusch (P)
..... Dwayne Woods (LB)
..... Chris Jones (DL)
2012..... Gabe Martin (LB)
..... Chris Jones (DL)
..... BooBoo Gates (DB)
2013..... Dominic Flewellyn (OL)
..... David "Chief" Kekuewa (OL)
..... BooBoo Gates (DB)
2014..... Roger Lewis (WR)
..... Ryan Burbrink (PR)
2015..... Matt Johnson (QB)
..... Roger Lewis (WR)
..... Travis Greene (RB)
..... Austin Valdez (LB)
..... Joseph Davidson (P)
2016..... Scott Miller (WR)
..... Joseph Davidson (P)
2017..... Joseph Davidson (P)
2020..... Quintin Morris (TE)

Second Team ALL-MAC Selections

1953..... Bill Bradshaw (QB)
1954..... Tom Kisselle (E)
1955..... Tim Murnen (G)

..... Jim Bryan (QB)
..... Carlos Jackson (HB)
..... Tom Kisselle (E)
1956..... Don Nehlen (QB)
1957..... Don Nehlen (QB)
..... Vic DeOrio (HB)
..... Bob Ramlow (HB)
1958..... Jerry Roberts (E)
..... Bob Colburn (QB)
..... Bob Ramlow (HB)
..... Harold Furcron (HB)
1959..... Chuck Ramsey (G)
..... Russ Hepner (HB)
..... Jerry Dianiska (FB)
1960..... Bob Bird (T)
..... Jim Potts (QB)
..... Don Lisbon (HB)
1961..... Bob Reynolds (T)
..... Jim Potts (QB)
..... Russ Hepner (HB)
..... Roger Reynolds (HB)
..... Lou Youskievicz (C)
1962..... Jay Cunningham (HB)
1963..... Tom Sims (E)
..... Bill Violet (G)
..... Jim Wisser (FB)
1966..... Eddie Jones (E)
..... Henry Orr (T)
..... Roger Schmidt (G)
..... Joe Siesel (LB)
..... Dave Seiter (E)
..... Joe Souliere (S)
1967..... Joe Green (MG)
..... Dennis Zolciak (LB)
1968..... Larry Wandering (C)
..... Tom Strandring (E)
..... Dave Reese (T)
..... Dennis Zolciak (LB)
..... Dave Polak (LB)
..... Jerry Machovina (HB)
1969..... Carl Battershell (T)
..... Dave Finley (G)
..... Vern Wireman (QB)
..... Tom Lloyd (T)
..... Bob Simmons (LB)
1970..... Bob Simmons (LB)
..... Tom Merlitti (LB)
..... Lawrence Kelly (S)
1971..... Jerry Fields (FB)
..... Fred Sturt (G)
..... Larran Meador (DT)
..... Julius Livas (DB)
1972..... John Villapiano (LB)
..... Earl Hargrove (MG)
..... Myron Wilson (DB)
..... Bill Pittman (WB)
..... Phil Polak (FB)
..... Greg Meczka (TE)
1973..... Roger Wallace (SE)
..... John Jacquot (T)
..... Kevin Taylor (DE)
..... Tom Hall (DT)
1974..... Steve Studer (C)
..... Dave Kulik (G)



2021 BGSU FOOTBALL

12 MAC CHAMPIONSHIPS | 13 BOWL GAME APPEARANCES

BGSU HISTORY • ALL-MAC PERFORMERS

BGSU HISTORY

..... Gene Jones (T)
 Dave Brown (MG)
 Bill Whidden (DE)
 Jim Reynolds (LB)
 Art Thompson (DB)
 1975..... Dan Saleet (FB)
 Dave Preston (TB)
 Gene Jones (OT)
 Dave Brown (MG)
 Sherrill Jackson (DB)
 1976..... Jeff Groth (SE)
 Mark Miller (QB)
 Dave Preston (RB)
 Alex Prosak (DT)
 Greg Kampe (DB)
 1977..... Greg Kampe (DB)
 Jack Williams (DT)
 Doug Smith (OG)
 Jeff Groth (WR)
 1978..... Dirk Abernathy (DB)
 1979..... Bob Harris (OT)
 Dan Shetler (WR)
 Tim Ross (DE)
 1980..... Martin Bayless (DB)
 Dean Hull (OG)
 Dan Shetler (WR)
 1981..... Pat Kennedy (DE)
 Jac Tomasello (DB)
 Craig Valentine (DT)
 1982..... Greg King (OG)
 John Meek (TE)
 Chip Otten (TB)
 Greg Taylor (WR)
 Stu Tolle (DT)
 1983..... Stan Hunter (WR)
 Melvin Marshall (DB)
 1984..... Greg King (OG)
 Shawn Simms (DE)
 Joe Prchlik (MG)
 Troy Dawson (LB)
 Greg A. Johnson (P)
 1985..... Greg Meehan (WR)
 Mark Nelson (OT)
 Dave Bittner (OG)
 Eric Helgesen (C)
 George Schmelzle (RB)
 Paul Silvi (PK)
 Chris Hartman (LB)
 Vince Villanucci (DL)
 Mike Foor (DL)
 Troy Dawson (LB)
 Dean Bryson (DB)
 1986..... Mark Nelson (OT)
 Joe Foley (LB)
 Kyle Kramer (DB)
 1987..... Rich Dackin (QB)
 Mike Otten (RB)
 Ray Redd (DB)
 Reggie Thornton (WR)
 1988..... Cris Shale (P)
 1989..... Rich Dackin (QB)
 Reggie Thornton (WR)
 1990..... Pat Jackson (TE)
 Keith Pace (LB)

..... Duane Crenshaw (LB)
 1991..... Nick Sims (OG)
 LeRoy Smith (RB)
 Kevin O'Brien (LB)
 Paul Harris (DL)
 Carlos Brooks (DB)
 1992..... Brad Long (TE)
 LeRoy Smith (RB)
 Bob Dudley (DL)
 Carlos Brooks (DB)
 Ken Burress (DB)
 1993..... Lee Boyer (OLB)
 Steve Rodriguez (DB)
 1994..... Rameir Martin (WR)
 Trevor Stover (TE)
 Jason Peters (OL)
 Charlie Williams (DB)
 1996..... Courtney Davis (RB)
 Dan King (DL)
 1997..... Damron Hamilton (WR)
 1998..... Kurt Gerling (WR)
 Andy Pollock (P)
 1999..... Rob Fehrman (OL)
 Joe O'Neill (LB)
 2000..... Brandon Hicks (DL)
 2001..... Khary Campbell (LB)
 Janssen Patton (CB)
 2002..... Dennis Wendel (OL)
 Chris Haneline (LB)
 Alex Glantzis (DL)
 Janssen Patton (CB)
 2003..... Josh Harris (QB)
 Mitchell Crossley (DE)
 2004..... Scott Mruczkowski (OL)
 Kory Lichtensteiger (OL)
 Shaun Suisham (K)
 P.J. Pope (RB)
 Mitchell Crossley (DL)
 Daniel Sayles (LB), Hon Mention.
 2005..... Charles Sharon (WR)
 Omar Jacobs (QB)
 Kory Lichtensteiger (OL)
 Derrick Markray (OL)
 Terrill Mayberry (DB)
 2006..... Terrel White (LB)
 2007..... P.J. Mahone (DB)
 Drew Nystrom (OL)
 2009..... Jimmy Scheidler (TE)
 2010..... Eugene Cooper (PR)
 Dwayne Woods (LB)
 Bryan Wright (P)
 2011..... BooBoo Gates (KR)
 2012..... Jordon Roussos (OL)
 Brian Schmiedebusch (P)
 2013..... Travis Greene (RB)
 Ryan Burbrink (PR)
 Alex Huettel (OL)
 Ted Ouellet (DL)
 D.J. Lynch (LB)
 Gabe Martin (LB)
 2014..... Gabe Martin (LB)
 Alex Huettel (OL)
 Nick Johnson (CB)
 2015..... Alex Huettel (OL)

..... Jacob Bennett (OL)
 Gehrig Dieter (WR)
 Trent Greene (LB)
 2016..... Trent Greene (LB)
 2017..... Teo Redding (WR)
 Jake Suder (K)
 2018..... Scott Miller (WR)
 2019..... Quintin Morris (TE)


Third Team ALL-MAC Selections

2007..... Tyler Sheehan (QB)
 Sinisa Vrvilo (K)
 Antonio Smith (DB)
 Freddie Barnes (WR)
 2008..... Nick Iovinelli (P)
 2009..... Tyler Sheehan (QB)
 Shane Steffy (OL)
 2010..... Willie Geter (RB)
 Chris Jones (DT)
 2011..... Ben Bojicic (OL)
 2012..... Dominic Flewellyn (OL)
 Dwayne Woods (LB)
 Ted Ouellet (DL)
 Cam Truss (DB)
 2013..... Alex Bayer (TE)
 2014..... Tyler Tate (K)
 Bryan Thomas (DL)
 2015..... Ronnie Moore (WR)
 Ryan Burbrink (PR)
 2016..... Tim McAuliffe (OL)
 Logan Dietz (OL)
 Fred Coppet (RB)
 Jamar Bozeman (DB)
 2017..... Andrew Clair (RB)
 Nate Locke (LB)
 2018..... Marcus Milton (DB)
 Jack Kramer (OL)
 Andrew Clair (RB)
 2019..... Kholbe Coleman (LB)
 2020..... Kholbe Coleman (LB)
 Bryson Denley (KR)



BGSU HISTORY • CHAMPIONSHIP TEAMS

BGSU HISTORY



1956 Team (8-0-1 Overall, 5-0-1 MAC)

Seated (l-r): John Galyas, Dick Bruck, Joe DeLuca, Don Nehlen, Kenny Russell, Harold Peek, Jack Giroux, Dan Hurst, Larry Kent, Tim Murnen, Karl Koepfer, Carlos Jackson. 2nd row: Jim Dreher, Vic DeOrio, Bob Morrill, Dale Pittman, Greg Mee, Jim Young, Frank D'Eramo, Larry Baker, Ed Janeway, Jerry Milazewski, Bill Page, Mahlon Rouch, Ray Bennett, Jim Derr, Bob Ramlow, Brian Lewis, Bill Spencer, Don Cole. 3rd row: Larry Kelly, Pat Collins, Bill Lyons, Sturgal Russell, Jay Knierim, Jim Cordiak, Ray Reese, Max Schindler, Bob Vannett, Norm Salminen, John Valentine, Dan Zunk, Don McFayden, Joe Bates, Dale Huston, Eddie Mack, Freddie Churchill. Not Pictured: Charles Perry; Doyt Perry, head coach; Bob Gibson, assistant coach; Bill Gunlock, assistant coach; Bob Dudley, assistant coach; Bruce Bellard, assistant coach; Forrest Creason, assistant coach.



1959 Team (9-0-0 overall, 6-0-0 MAC) - National College Division Champions

Front Row (l-r): Bob Gibson, assistant coach; Chuck Ramsey, Ken Whalen, Al Hoover, Tom Colaner, Bob Zimpfer, Bob Colburn, Jerry Roberts, Dan Roberds, Dave McClain, Doyt Perry, head coach. 2nd row: Bob Dudley, assistant coach; Al Junior, John Ruper, Jerry Dianiska, Glenn Fitch, Joe Spilewski, Ron Blackledge, Jim Grant, Lou Youskievicz, Russ Hepner, Seb LaSpina, graduate assistant. 3rd row: Jim Ruehl, assistant coach; Jim Andrews, Ron Isgro, Jerry Colaner, Bob Bird, Ralph White, Dick Vura, Clarence Mason, Bernie Casey, Chuck Comer, Glenn Sharp, head equipment manager. 4th row: Dick Young, assistant coach; Jack Harbaugh, Arch Tunnell, Ed Travis, Ed Phillips, Dave Radlinski, Bob Reublin, Roger Klicman, Fred Elliott, Ken Fink, Al Studer, Steve Morton, student manager. 5th row: Jim Young, assistant coach; Mervin Ward, Al Kebl, Milt Levy, Jay Loescher, Wayne Mauk, Don Meister, Dick Hunt, Angelo Privitera, Joe Nussbaum, Jim Potts, Bill McKelvey, student manager. 6th row: Bill Mallory, assistant coach; Ray Kwiatkowski, Lloyd Dempsey, Dick Newsome, Chuck Pratt, Ron Williams, Karl Anderson, Jerry Croft, Jay Hershey, Larry Smith, John Galyas, graduate assistant.



2021 BGSU FOOTBALL

12 MAC CHAMPIONSHIPS | 13 BOWL GAME APPEARANCES


BGSU HISTORY • CHAMPIONSHIP TEAMS

BGSU HISTORY



1961 Team (8-2-0 overall, 6-1-0 MAC)

Front row (l-r): Don Meister, Russ Hepner, Jim Potts, Ken Fink, Angelo Privitera, Larry Smith, Ray Kwiatkowski, Arch Tunnell, Joe Nussbaum, Al Junior, Dick Newsome, Jerry Croft. 2nd row: Lou Youskievich, Don Lisbon, Tom Hogrefe, Bert Kennedy, Al Studer, Bob Fearnside, Karl Anderson, Ed Bettridge, Asa Elsea, Ray Bell, Jay Dorsey. 3rd row: Larry Stebleton, Frank Hedges, Roger Reynolds, Tony Ruggiero, Walt Armour, Jim Wasserman, Terry Hartshorn, Doug Parrish, Gary Sherman, Bill Violet, Joe Grant. 4th row: Robert Crofchek, Robert Blue, Keith Sommer, John Doyle, John Haschak, Dick King, Larry Cook, Wayne Smith, Fred Koester, Earl Whiteside. 5th row: Bill Keller, Gary Whitaker, Ron Krueger, Moe Ankney, Fred Phillis, Ken Burke, Dick King, Jerry Ward, Bob Reynolds, Barry Weaver, Willis Jones. 6th row: Jim Ruehl, assistant coach; Mike Malmisur, graduate assistant; Dave McClain, graduate assistant; Dick Young, assistant coach; Bill Mallory, assistant coach; Doyt Perry, head coach; Bob Dudley, assistant coach; Bob Gibson, assistant coach; Tom Jennell, graduate assistant; Glenn Sharp, equipment manager; Al Sawdy, head trainer; Myron Carson.




1962 Team (7-1-1 overall, 5-0-1 MAC)

Front row (l-r): Asa Elsea, Tony Ruggiero, Roger Reynolds, Don Lisbon, Bill Keller, Tom Hogrefe, Gary Sherman, Bob Fearnside, Bob Reynolds, Bob Crofchek, Jim Wasserman, Frank Hedges, Bert Kennedy. 2nd row: Bill Violet, Barry Weaver, Bill Ruitter, Ron Eaton, Fred Phillis, Ed Bettridge, Ken Burke, Mike Witte, Willis Jones, Bob Blue, Ray Bell, Fred Koester. 3rd row: Tony Trent, John Moyer, Ken Hockman, Jerry Harris, Moe Ankney, John Haschak, Tom Sims, Larry Cook, Jerry Ward, Mike Jenks, Paul Polen, Phil Baldwin. 4th row: Jay Cunningham, Wayne Smith, John Doyle, John Larson, Earl Scott, Ron Nestich, Lynn Robinson, Dave Seline, Jay Dorsey, Norm Limpert, Tom Reicosky, Steve Huzicko. 5th row: Bill Kren, Ken Gray, Truman Martin, Jim Wisser, Keith Hamilton, Bill Regnier, Mel Foels, Jim Jones, Earl Whiteside, Guy McCombs, Tony Lawrence, Gary Whitaker. 6th row: Wayne Ambrose, graduate assistant; Angelo Privitera, graduate assistant; Archie Tunnell, graduate assistant; Dick Young, assistant coach; Doyt Perry, head coach; Jim Ruehl, assistant coach; Bill Mallory, assistant coach; Bob Dudley, assistant coach; Bob Gibson, assistant coach; Ron Isgro, graduate assistant; Glenn Sharp, equipment manager; Dale Googins, assistant trainer.




BGSU HISTORY • CHAMPIONSHIP TEAMS



1964 Team (9-1-0 overall, 5-1-0 MAC)

Front row (l-r): Tom Sims, Ken Hockman, Jerry Harris, Mel Foels, Lynn Robinson, Dave Seline, Norm Limpert, Jay Cunningham, John Larson, Tom Reicosky, Jerry Ward, Jim Wisser, Tony Trent, Jim Jones, Tony Lawrence. 2nd row: Russ Jacques, Joe Seisel, Jim Porowski, Heath Wingate, Joe Souliere, Frank Slessman, Dave Cramner, Dick Wagoner, Ray Feilitz, Jim Goings, Dwight Wallace, Mike Pricer, Tom Donohue, Tom Mako, Jerry Jones, Morris Williamson. 3rd row: Bill Bonezzi, Jerry Hunter, Jim Nolting, Bob White, Bob Hughes, John Jennings, Jim Grant, Bill Toth, Bob Heider, Frank Harpold, Bob Pratt, Tom Wright, Tony Fire, Lynn Baker, Bruce Burdick. 4th row: Tim Witte, Al McQuigg, Steward Williams, Phil Moses, Frank Williams, Henry Orr, Jamie Rivers, Bill Earhart, Mike Weger, Jim Violet, Nick Norman, Fritz Snider, Ed Helmlinger, Tom O'Leary, Paul Rolf, John Sohn. 5th row: Al Gibbs, graduate assistant; Ron Chismar, assistant coach; Chuck Pratt, graduate assistant; Bill Mallory, assistant coach; Bob Gibson, assistant coach; Doyt Perry, head coach; Bob Dudley, assistant coach; Jim Ruehl, assistant coach; Dick Young, assistant coach; Bill Violet, assistant coach; Jim Perry, graduate assistant; Willis Woods, graduate assistant. 6th row: Bill Jones, Charlie Crandall, Ken Kopke, Steve Thomas, Al Sawdy, Head Trainer; Dr. Henry Votsburger, team doctor; Glenn Sharp, equipment manager; Don Woods, John Banks.




1965 Team (7-2-0 overall, 5-1-0 MAC) - Co-Champions

Front row (l-r): Jerry, Jones, Tony Fire, Paul Rolf, Nick Norman, Tom O'Leary, John Jennings, Jim Violet, Bill Earhart, Dwight Wallace, Jim Grant, Bob Pratt, Tom Wright, Ed Helmlinger, Lynn Baker, Fritz Snider. 2nd row: Bob Wolfe, Joe Pearce, Joe Souliere, Joe Siesel, Heath Wingate, Henry Orr, Ray Feilitz, Jim Porowski, John Sohn, Charles Burley, Melvin Williams, Dick Wagoner, Dave Cramner, Larry Bresko, Jim Korpowski. 3rd row: Russ Jacques, Tom Mako, Frank Harpold, Mike Weger, Jim Perry, Bob Hannon, Dick Waring, Bob Heider, Tom Donohue, Paul Garrett, Ernie George, Phil Hapner, Dave Seiter, Frank Giganti. 4th row: Bob White, Jamie Rivers, Stew Williams, Al McQuigg, Tim Witte, Larry Smith, Dave Carpenter, John Shartle, John Gregory, Tom Luettke, Jerry Hunter, Bruce Burdick, Virgil Parker, Bill Becker, Chet Boyer, Roger Schmidt. 5th row: Don Woods, student manager; Ed Montgomery, student manager; John Banks, student manager; Glenn Sharp, equipment manager; Mel Foels, graduate assistant; Elliott Uzelac, assistant coach; Bill Violet, assistant coach; Fred Phillis, graduate assistant; Dick Young, assistant coach; Bob Colburn, graduate assistant; Tom Reicosky, assistant coach; Bob Dudley, assistant coach; Tom Kisselle, assistant coach; James Ruehl, assistant coach; Don Nehlen, assistant coach; Bob Gibson, head coach.




BGSU HISTORY • CHAMPIONSHIP TEAMS

BGSU HISTORY



1982 Team (7-5-0 overall, 7-2-0 MAC) - California Bowl II Participant

Front row (l-r): Greg Taylor, Chip Otten, Steve Swan, Larry Stratton, Dave Hagaman, Kevin Browning, Bryant Jones, Andre Young, Terry Gyetvai, Tom Glendening, Shawn Potts, Jim Schumann, Rick Deutsch. 2nd row: Dean Hall, Mark Emans, Clarence Abernathy, John Meek, Jac Tomasello, Eric Barnard, Bruce Bangert, Greg King, Joe Prchlik, David Miller, John Downing, Randy Rowe, Dayne Palsgrove. 3rd row: Stan Brue, Charles Alcorn, Mark White, Ray Rockwell, Andy Stark, Stu Tolle, Don Gregoire, Tony Graham, Martin Bayless, Broderick Knight, Lamont Wagner, Bryan Meek, Jim Frericks. 4th row: Gene Hoffman, Mark Miller, Dan Schriener, Jim Gresbach, Gehad Youssef, Scott Mroczkowski, Ken Babich, Norm Recla, Vic Cales, Shawn Simms, Ted Shingleton, Scott Norris, Mike Welch, Steve Truchly. 5th row: Jim Phelps, Chris Neal, Paul Richards, Brian Johnson, Jim Riemland, Steve Schroeder, Trent Tate, Mark Rader, Harold Moore, Mark Dowdell, Kevin Talley, Pat O'Gara, Chris Hartman, Mike Foor, Vince Villanucci. 6th row: Darryl Story, Bill Kuhlman, Tim Lane, Doug Carrico, Mike Estep, Tom Dunn, Troy Dawson, Steve Bok, George Schmelzle, Andre Fullwood, Andre Jackson, Lawrence Lewis, Brian McClure, Glenn Shupe, Jerry Bayless. 7th row: Bill Jones, head trainer; Kurt McClurg, Judy Imhoff, Todd Music, Mark Stoessner, Vickie Graham, Rob Hassan, Dave Bittner, Doni Jones, Melvin Marshall, Stan Hunter, Joe Sharp, equipment manager; Randy Jones, Bruce Sanborn, Steve Iwanicki, Dan Ries, Dan Reiner. 8th row: Greg Polnasek, graduate assistant; Pete Riesen, assistant coach; Wayne Moses, assistant coach; Tim McConnell, assistant coach; Gerry Solomon, assistant coach; Denny Stolz, head coach; Scott Seeliger, assistant coach; Jim Heacock, assistant coach; Steve Devine, assistant coach; Kit Cartwright, assistant coach; Mark Smith, graduate assistant.




1985 Team (11-1-0 overall, 9-0-0 MAC) - California Bowl V Participant

Front Row (l-r): Gerald Bayless, Bill Kuhlman, George Schmelzle, Rick Mitchell, Sean Dykes, Mike Foor, Vince Villanucci, Brian McClure, Troy Dawson, Dan Schriener, Mike Estep, Greg Meehan, Chris Hartman, Norm Recla. 2nd row: Mark Polivka, Will Cox, Stan Hunter, Chris Neal, Joe Boxley, Bernard White, Doug Carrico, Rick Neiman, Stan Brue, John Kaplan, Dave Bittner, Paul Schweitzer, Andre Jackson, Melvin Marshall, Darryl Story. 3rd row: Mark Nelson, Dean Rutan, Joe Foley, Neal Mahoney, Jack Coppess, Mike Otten, Ray Redd, Rick Howard, Erik Johnson, Greg Johnson, John Hunter, Keith Best, Robert Rogers, Greg Studrawa, Chris Plescia. 4th row: Andre Vaughn, Eric Williams, Phil Walker, Michael Jackson, Tony Parker, Bob Adelsperger, Rod King, Mike Murray, Eric Helgesen, Mike Joyce, Doug Bitler, Ken Schriener, Bill McCreary, Bill McClure, Paul Silvi, Greg A. Johnson. 5th row: David Haynes, Fred Turner, Dean Bryson, Tony McCorvey, Derrick Gant, Mark Bongers, Lesley Harris, Jeff Sandru, Mike McGee, Ken Rankin, Eric Smith, Dennis Schiets, Tom Pope, Bill Whan, Ron Todd. 6th row: Phil Moser, Ronald Heard, Reggie Thornton, Derrick Carr, Jeff Davis, Ron Austin, David Kinzie, Pat Clarksean, Wayne Wright, Howard Copeland, Calvin Whitfield, Tom Bonham, Jerry Brocks, Ray Southard. 7th row: Kurt Barto, Assistant Trainer Chris Smalley, Terry Slattery, Steve Pritchard, Dave Kriceri, Kyle Kramer, Jason Zeller, Scott Beckley, Larry Lambright, Shawn Zimmerman, Ron Viscounte, Colby Latimer, Tom Addie, Anthony Bell, Mark Sparger. 8th row: Bill Jones, head trainer; Mike Messaros, assistant trainer; Dave Ferkens, Ron Dunn, Bruce Sanborn, Jay Stelzer, Jim Carozza, Dave Wadley, Joe Sharp, equipment manager; Dayne Palsgrove, graduate assistant; Brian Rock, graduate assistant. 9th row: Scott Duncan, assistant coach; Mark Miller, assistant coach; Tim McConnell, assistant coach; Jon Hoke, assistant coach; Denny Stolz, head coach; Ray McCartney, graduate assistant; Reggie Oliver, assistant coach; Ed Schmidt, assistant coach; Mark Smith, assistant coach; Jan Quarless, assistant coach.




BGSU HISTORY • CHAMPIONSHIP TEAMS

BGSU HISTORY



1991 Team (11-1-0 overall, 8-0-0 MAC) - California Raisin Bowl Champs

Front row (l-r): Nick Sims, D.J. Ogilvie, Brett Landman, Matt Kregel, Steve Wilbourne, Mark Ross, Paul Harris, Joe Brechun, Todd Powell. 2nd row: Brian Riffle, student trainer, Annette Davidson, assistant trainer, Derek Tefft, student trainer, Brian Sherman, Matt Zelina, Terry Wilson, Pat Gucciardo, Todd Currence, Scott Lindsay, Mike Calcagno, Rachel Zay, student trainer, Hugh Hendrix, student trainer. 3rd row: Chris Henwood, Artie Mangham, Paul Seeley, Dave Bielinski, Mark Szlachcic, Jerry Beattie, Kevin O'Brien, Erik White, Pat Dutton, Pete Kowalski, Brian Nartker, Mike Haack, Bill Jones, head trainer. 4th row: LeRoy Smith, Ken Burress, Carlos Brooks, Nick Eppert, Tony Parnell, Steve Bosko, Joe Castellano, Jeff Rottinghaus, Bill Strazinsky, Dave Hankins, Tony Lee, Chris Beier. 5th row: Lisa Grey, student equipment manager, Brett Price, Rocco Oddo, graduate assistant coach, Scott Seeliger, assistant head coach, Michael Faragalli, assistant coach, Jack Bush, assistant coach, Joey Batson, strength and conditioning coach, Gary Blackney, head coach, Bob Ligashesky, assistant coach, Tony Pusateri, assistant coach, Tom Passinaut, graduate assistant coach, Bob Babich, assistant coach, Paul Ferraro, assistant coach, Bruce Cunningham, graduate assistant coach, Terry Malone, assistant coach, Frank Yulasz, Joe Sharp, equipment manager. 6th row: Daryle Reitz, Jeff Jones, student equipment manager, Matt Foley, Ben Lee, Zeb Jackson, Matt Mahaney, Joe Wyse, Brad Long, Bob Dudley, Mike Dostall, Clint Frazier, Jason Wulff, Jamie Simmons, Joe Snyder, student equipment manager, Eric Pullins. 7th row: Chad Bukey, Bob Westerkamp, Ryan McElroy, Jermaine Spivey, Lee Boyer, Joe Bair, Ron Thorne, George Johnson, Darnell Staten, Brian Leaver, Tom Pate, Joe Canzoneri, Walter Regula. 8th row: Trevor Stover, Vince Palko, Norman Hammoud, Bob Johnson, Keith Creech, Jason Peters, Curtis Collins, Jason Dolliver, Rameir Martin, Rob Donahue, Joe Joseph, Steve Rodriguez, Greg Cepek. 9th Row: Jason Egger, Cal Bowers, Charlie Williams, Brent Shafer, Randy Hecklinski, Ronnie Redd, Dave Rottinghaus, Kirk Duncan, Brad Grava, Dwaylon Alexander, Tom Moss, Tony Bennett, Eric McGhee, Yusuf Bauswell, Ryan Henry.



1992 Team (10-2-0 overall, 8-0-0 MAC) - Las Vegas Bowl Champs

Front row (l-r): Mark Szlachcic, Ken Burress, Carlos Brooks, Chris Henwood, Kevin O'Brien, Steve Bosko, Mike Haack, Dave Hankins, Jeff Rottinghaus, Nick Eppert, LeRoy Smith. 2nd row: Jason Kreager, Ronnie Redd, Rick Yisha, Joe Canzoneri, Bob Dudley, Jason Peters, Pete Kowalski, Brian Nartker, Joe Wyse, Mike Story, Brad Long, Mike Dostall, Keith Creech, Walt Regula. 3rd row: Bill DiOrio, Joe Joseph, Ken Fink, Shawn George, Jason Dolliver, Curtis Collins, Tri-Captain Dave Bielinski, Tri-Captain Artie Mangham, Tri-Captain Erik White, Paul Sadler, Clint Frazier, Norm Hammoud, Brian Borgman, Vito Cinquepalmi. 4th row: Jermaine Spivey, Brad Grava, Lee Boyer, Bill Crowe, Bob Johnson, Tom Moss, Trevor Stover, Greg Cepek, Dave Bruhowzki, Chad Bukey, Bob Westerkamp, Doug Landon, Ron Thorne, Cal Bowers, Brian Leaver. 5th row: Vic James, graduate assistant; Bill Jones, head trainer; Terry Malone, assistant coach; Rocco Oddo, graduate assistant; Scott Seeliger, assistant head coach; Michael Faragalli, assistant coach; Paul Ferraro, assistant coach; Bruce Gregory, assistant coach; Tony Pusateri, assistant coach; Gary Blackney, head coach; Dean Walendzak, graduate assistant; Bruce Cunningham, assistant coach; Jack Bush, assistant coach; Bob Ligashesky, assistant coach; Mike Ward, strength and conditioning coach; Joe Sharp, head equipment manager; Jim Bridge, graduate assistant. 6th row: Saul Harrison, Andy Tracy, Duan'te Anderson, Ryan McElroy, Matt Mahaney, Akili Hutchinson, Mark Dunaway, Rob Donahue, Rameir Martin, Jason Sheets, Vince Palko, Matt Foley, Kwame Boyd, Maurice Coles, Steve Ayers. 7th row: Charlie Williams, Jamie Simmons, Jason Woullard, Jon Ketron, Chache Leal, Mark Moser, Dwaylon Alexander, Derek Kidwell, Nick Martin, Jason Egger, Willie Gibson, Clyde Butler, Ben Lee, Tom Pate, Ryan Henry. 8th row: Darnell Staten, Darius Card, Steve Hartley, Travis Gibbs, Eric McGhee, Tom Breitigam, George Johnson, Derek Schorejs, Brian Stier, James Kitchen, Deon Metz, Joe Bair, Randy Hecklinski, Steve Rodriguez, Zeb Jackson. 9th row: Annette Davidson, assistant trainer; Jennifer Cielec, student trainer; Frank Yulasz, student trainer; Jean Romans, student trainer; Mike Messaros, assistant trainer; Eric Pullins, student assistant; Dave Rottinghaus, student assistant; Jeff Jones, student manager; Greg Ness, student manager; Andy Pierce, student manager; Brian Essinger, student assistant.




2021 BGSU FOOTBALL

12 MAC CHAMPIONSHIPS | 13 BOWL GAME APPEARANCES

BGSU HISTORY • CHAMPIONSHIP TEAMS


BGSU HISTORY



2003 Team (11-3, 7-1 MAC)

MAC West and Motor City Bowl Champions
#23 Final AP Poll, #23 ESPN/USA Today Coaches Poll,
#24 Final BCS Ranking

Front Row: Capt. Jovon Burkes, Daniel Sayles, Keon Newson, T.J. Carswell, Tony Hicks, Janssen Patton, Mike Malone, Jesus Yanez, Ryan Lucas, Robert Haley, Capt. Mitch Hewitt, Head Coach Gregg Brandon, Capt. Josh Harris, Jimmy Williams, Capt. Craig Jarret, Will Teague, Vardan Mkhitarian, Rick Mauer, Jeff Runnells, Jason Morton, Cole Magner, James Hawkins, Shaun Suisham. Row 2: Omar Jacobs, Jonathan Jakubowski, Jason Hollingsworth, Van Johnson, P.J. Pope, B.J. Lane, Gavin Powell, Andy Wenstrup, Andy Grubb, Bryan Gardner, Ryan Newble, Scott Mruczkowski, Andrew Hart, Cornelius McGrady IV, Todd DiBacco, Brad Williams, Jelani Jordan, Terril Mayberry, John Nicholson, Justin Martin, DeAudre Perry, Lucus Bartnick. Row 3: Derrick Lett, Nate Fry, Mike Crumpler, Ross Kollar, Jamien Johnson, Steve Navarro, Charles Sharon, Mike Thaler, Monty Cooley, Jonathan Culp, Pascal Kokke, Rob Warren, Matt Leiniger, Steve Sanders, Mitch Crossley, Josef Timchenko, Ted Piepkow, Lavelle Sharpe, Aaron Burkart, Irshad, Bannister, Joe, Dyer, Tim Arnold. Row 4: Andrew Stanford, Jack Battle, Melvin Cole, Patrick Watson, Loren Hargrove, Dan Macon, Kenneth Brantley II, Brandon Jones, Kory, Lichtensteiger, Kevin Huelsman, Will Myles, Terrell White, Victor Tolbert, Blake Shaw, John Lanning, Patrick Curran, Cameron Durham, Landon McCarroll, Virgil Robinson IV, Kyle Cutler. Row 5: Kevin Norris, Sean O'Drobinak, Jeff Perry, Jenkins Reese, Jimmy Carson, Robert Browning, Raishaun Stover, Benjy Kennedy, Bryan Jackson, Devon Parks, Drew Nystrom, Edmond Massey, Gregory Hutcherson, Thomas Smith II, Nick Thurman, Matt Emans. Row 6: Head Trainer Doug Boersma, Strength & Cond. Intern Sergio Lund, Head Strength Coach Aaron Hillman, Video Coordinator Billy Crutcher, Asst. Coaches John Bowers, Dennis Springer, Mike Ward, Mick McCall, Troy Rothenbuhler, Steven Wilks, Zach Azzanni, G.A. Gary Fisher, G.A. Matt Campbell, Asst. Coach Greg Studrawa, Tim Beckman.



2004 Team (9-3, 6-2 MAC) – GMAC Bowl Champions

Front Row: Shaun Suisham, Gavin Powell, Ryan Newble, Todd DiBacco, T.J. Carswell, Keon Newson, Daniel Sayles, Mike Thaler, Head Coach Gregg Brandon, Scott Mruczkowski, Jovon Burkes, Cole Magner, Cornelius McGrady, James Hawkins, Andrew Hart, Andy Grubb, Andy Wenstrup. Row 2: Steve Sanders, Jonathan Culp, Teddy Piepkow, Omar Jacobs, P.J. Pope, Monte Colley, Rob Warren, Mitchell Crossley, Aaron Burkart, Derrick Lett, Mike Crumpler, B.J. Lane, Drew Nystrom. Row 3: Will Myles, John Nicholson, Brad Williams, Jelani Jordan, Terril Mayberry, Steve Simonton, Jamien Johnson, Terrell White, Lavelle Sharpe, Kenneth Brantley II, Charles Sharon, Tim Arnold, Nate Fry, Donald Sprengel. Row 4: Josef Timchenko, Kyle Cutler, Thomas Smith, Benjy Kennedy, Matt Emans, Derrick Markray, Ricky Walston, Dan Macon, John Lanning, Brandon Jones, Jon Jakubowski, Van Johnson. Row 5: Petey Hood, Bryan Jackson, Edmond Massey, Julian Shibley, Kory Lichtensteiger, Steve Navarro, Sean O'Drobinak, Devon Parks, Deaudre Perry, Patrick Watson, Kevin Huelsman, Jeff Fink, Andrew Stanford. Row 6: Sergio Lund, Strength GA, Nate Waldron, Erique Dozier, Dylral Briggs, Andre Boomer, Robert Smith, Brandon Mack, Adrian Baker, Joe Schaefer, Kyle Cox, John Haneline, Pete Winovich, Nick Davis, Josh Waldman, Aaron Kent, Asst. Coach Troy Rothenbuhler. Row 7: Shawn Roche, Student Asst., Brandon Curtis, Tim Merchut, Scott Goodwin, Eric Soltis, Gregg Coreno, Gregory Hutcherson, Jason Washington, Corey Partridge, Marques Parks, Anthony Turner, Michael Woods, Matt Campbell, Asst. Coach. Row 8: Trainer Annette Davidson, Head Trainer, Doug Boersma, John Bowers, Asst. Coach, Dennis Springer, Asst. Coach, Billy Crutcher, Operations, Chris Haneline, G.A. Mick McCall, Asst. Coach, Vance Joseph, Asst. Coach, Mike Ward, Asst. Coach, Zach Azzanni, Asst. Coach, Tim Beckman, Asst. Head Coach, Greg Studrawa, Asst. Coach, Aaron Hillmann, Head Strength Coach.



BGSU HISTORY • CHAMPIONSHIP TEAMS

BGSU HISTORY



2007 Team (8-5, 6-2 MAC, T-1st in East) – GMAC Bowl

Row 1: (L-R) Pete Winovich, Curtis VanDemark, Brandon Mack, Andrew Stanford, Kyle Cutler, Loren Hargrove, Antonio Smith, Kory Lichtensteiger, Coach Gregg Brandon, Sean O'Drobinak, Corey Partridge, Pat Watson, Kevin Huelsman, Drew Nystrom, Dan Macon, Matt Emans. Row 2: Brenden Skowronski, Mason Lowery, Aaron Kent, Brandon Curtis, Nick Davis, Joe Schaefer, Jeff Fink, Adrian Baker, Marques Parks, Nate Waldron, Eriqez Dozier, John Haneline, Sinisa Vrvilo, Richard Spellman, Darius Smith, Brock Werling. Row 3: Josh Dodge, Benjy Kennedy (mgr), Chris Wright, Jimmy Scheidler, Cody Basler, PJ Mahone, Michael Ream, Tony Hunter, Chris Bullock, Garth Hartung, Eric Ransom, Orlando Barrow, Tyler Sheehan, Freddie Barnes, Ryan Crow, Jerrell Parks, Joe Schreuder. Row 4: Nick Byer, Darrion Carter, Josh Scheidler, Roger Williams, Jarett Buckosh, Brady Minturn, Matt Norsic, Anthony Turner, Jermiah Kelley, Calvin Wiley, Jahmal Brown, Freddie Walker, Preston Burrell, Andrew Johnson, Darren Branch, Ryan Riebau. Row 5: Dr. Noftz, Dan Massaro, Jerrson Davis, Tarell Lewis, Craig Rutherford, Nick Iovinelli, Jerrett Sanderson, Michael Badowsky, Carlos Tipton, Kevin Alvarado, Angelo Magnone, Zach Akenberger, Scott Lewis, Ben Bojicic, Scott Albert, Mike Burtch, Greg Brabenecc. Row 6: Doug Boersma, Giovanni Fillari, Derrick Williams, Calvin Marshall, Mark Wooldridge, Willie Geter, Tyrone Pronty, Aaron Davis, Ray Hutson, Adrian Hodges, Nate Brown, Chris Scheidt, Eugene Fells, Lewis Parks, Nick Rieke, Kevin Zilch. Row 7: Dr. Marlowe, Dr. Barker, Anthony Glaud, Jacob Hardwick, Zach Charles, Alfred Tomlinson, Anthony Mosely, Kenny Lewis, Keston Cheatham, Tyler Donahue, Nick Torresso, Steven Dunlap, Jason Rice, Neal Dahlman, Brandon Jackson, Derek Brighton, Dave Ebersbach. Row 8: Scott Estep, Annette Davidson, Ken Kowalski, Rick Court, Aaron Hillmann, Troy Rothenbuhler, Mike Ward, John Hunter, Deion Melvin, Steve Bird, Doug Phillips, Adam Salon, Matt Campbell, Mick McCall, Brad Wilson, Adam Gonzaga.



2013 Team (10-4, 7-1 MAC, 1st East) – Little Caesars Pizza Bowl

Row 1: (L-R) Darrell Hunter, Andre Givens, Brian Sutton, James Knapke, Jordan Hopgood, Ronnie Moore, Chris Gallon, D.J. Lynch, Matt Schilz, Cam Truss, Isaiah Gourdine, Shaun Joplin, Herve Coby, Matt Johnson, Gabe Martin, Devon McKay, Travis Greene, Jude Adjei-Barimah, Marcus Levy, Ryland Ward, Gehrig Dieter, Austin Valdez... Row 2: Ryan Burbrink, Nolan Dieter, Omar Pierre-Louis, Teo Redding, Eric Harrell, Will Watson, Josh Pettus, Monti Phillips, Aaron Foster, BooBoo Gates, John Klingerman, DanQuis Woods, Alphonso Mack, Nate Locke, Coy Brown III, Fred Coppet, Paul Senn, Matt Robinson, Ryan Pitts, Paul Swan, Victor Osborne, James Sanford, Jamel Martin... Row 3: Evan Karchner, Justin Ford, Patric Hannon, Chris Pohlman, Bryan Thomas, Scott Davis, Jhalil Nashid-Crowley, Charlie Walker, Aaron Banks, Greg Hohenstein, Joe Davidson, Izaah Lunsford, Taylor Royster, Dominic Flewellyn, Logan Dietz, Mike Minns, Alex Huettel, Zac Bartman, Tim Love, Darion Delaney, Darius Holiday, Terrance Bush... Row 4: Spencer Cairo, Gus Schwieterman, Jonathan Fry, Chief Kekuewa, Geno Zappa, Jacob Bennett, Ryan Hunter, Tim McAuliffe, Ben Steward, Christian Piazza, Clay Rolf, Nick Hager, J.J. Beggan, Clark Clancy, Trevor Roop, Kevin Collins, Alex Bayer, Jared Cohen, Diontre Delk, Heath Jackson, Logan Larson... Row 5: Nick Richey, Mike Pechac, Kenny Goodrich, Sam Smith, Jermal Hosley, Kendall Montgomery, Hunter Folkertsman, Tyler Beck, Jairus Campbell, Nick Fields, Zach Colvin, Ted Ouellet, Jason Shepherd, Jake Nachtrab, Brian Schmiedebusch, Ronnie Goble, Anthony Fariella, Tyler Tate, Bryan Baird, Chad Bari, Chelsea Lowe, Mike Newman, John Hammersmith... Row 6: Larry McDaniel, Brandon Hourigan, Bill Durkin, Mark Carney, John Hunter, Adam Scheier, Brian Daniels, Dennis Slutak, Marcus Edwards, Dave Clawson, Chris Zuccaro, Jahmal Brown, Aaron Mersham, Alex Stadler, Asil Mulbah, Nick Monroe, Mike Elko, Warren Ruggiero, Rob Neviaser



2021 BGSU FOOTBALL

12 MAC CHAMPIONSHIPS | 13 BOWL GAME APPEARANCES

BGSU HISTORY • CHAMPIONSHIP TEAMS

BGSU HISTORY



2014 Team (8-6, 5-4 MAC, 1st East) – Camellia Bowl Champions

Row 1: (L-R) Darrell Hunter, Roger Lewis, Clint Stephens, Andre Givens, Brian Sutton, Gehrig Dieter, Ronnie Moore, Chris Gallon, D.J. Lynch, Travis Greene, Isaiah Gouridine, Herve Coby, Matt Johnson, Gabe Martin, Nolan Dieter, Diontre Delk, Jude Adjei-Barimah, Ryland Ward, Cody Callaway, Austin Valdez Row 2: (L-R) Ryan Burbrink, Clayton Nicholas, Dernard Turner, Teo Redding, Trenton Greene, Will Watson, Monti Phillips, Brandon English, Trevahn Beery, Nilijah Ballew, Alphonso Mack, Nate Locke, Fred Coppet, Paul Senn, Matt Robinson, Taylor Royster, Victor Osborne, James Sanford, Jack Walz III, Marcus Boomer Row 3: (L-R) Ben Hale, Jalen Dingle, Dominique Carter, Chris Pohlman, Bryan Thomas, Jhalil Croley, Charlie Walker, Aaron Banks, Greg Hohenstein, Joseph Davidson, Izaah Lunsford, Malik Brown, Griff Saunders, Logan Dietz, Mike Minns, Alex Huettel, Zac Bartman, Brian Sanders, Darion Delaney, Tyler King Row 4: (L-R) Terrance Bush, Spencer Cairo, Gus Schwieterman, Austin Labus, Geno Zappa, Jacob Bennett, Ryan Hunter, DeAngelo Ware, Tim McAuliffe, Ben Steward, Christian Piazza, Clay Rolf, Andrew Lucke, J.J. Beggan, Clark Clancy, Robbie Rhodes, Trevor Roop, Brandon Ponczak, Corey Stills Row 5: (L-R) John Klingerman, Heath Jackson, Vito Sosis, Jermal Hosley, Hunter Folkertsma, Kendall Montgomery, Peter Norris, Nick Fields, Zach Colvin, Shannon Smith, David Konowalski, Jake Nachtrab, Corey Madlock, Anthony Farinella, Tyler Tate, Bryan Baird Row 6 (L-R) Vincent Marshall, Mike Lynch, Kevin Anderson, Andrew Sowder, Kennt Goodrich, John Hammersmith, Jeff Sobel, Sean Edinger, Brian Daniels, Chris Zuccaro, Chelsea Lowe, Matthias Reiber, Alfred Castillo Row 7 (L-R) Mike Mickens, Sean Lewis, Matt Mattox, Sterlin Gilbert, Dino Babers, Kim McCloud, Tom Freeman, Nick Monroe, Tom Kaufman, Ben Olson, Derek Shay, Roy Wittke



2015 Team (10-4, 7-1 MAC, 1st East) – GoDaddy Bowl

Row 1: (L-R) Sean Lewis, Darrell Hunter, Roger Lewis, Clint Stephens, James Knapke, Gehrig Dieter, Eilar Hardy, Chris Gallon, Travis Greene, Dino Babers, Isaiah Gouridine, Brandon Harris, Herve Coby, Matt Johnson, Aaron Banks, Nolan Dieter, Diontre Delk, Jamari Bozeman, Brian Ward. Row 2: (L-R) Mike Lynch, Janarvis Pough, Marcus Milton, Blake Lucky, Quinn Thomas, James Morgan, Austin Valdez, Harrison Roberts, Ryan Burbrink, Dernard Turner, Teo Redding, Trenton Greene, Antonio Sotolongo, Scott Miller, Robert Jackson Jr., Matt Domer, Bobo Jones, Tavarau Wade, Tom Kaufman. Row 3: (L-R) Andrew Sowder, Charles Lamar, Nilijah Ballew, Alfonso Mack, Nate Locke, Fred Coppet, Matt Robinson, Kyle Bobo, Taylor Royster, James Sanford, Jack Walz III, Ben Hale, Sam Crosa, Brian Jennings II, Matthew Finkler, Patric Hanon, David Runnoe, Mike Mickens. Row 4: (L-R) Kim McCloud, Donovan Wilson, Jake Suder, Quintaz Wright, Greg Hohenstein, Joseph Davidson, Izaah Lunsford, Malik Brown, Nico Lautanen, Logan Dietz, Mike Minns, Alex Huettel, Zac Bartman, Brian Sanders, Tyler King, Terrance Bush, Spencer Cairo, Nick Monroe. Row 5: (L-R) Tom Freeman, Gus Schwieterman, Austin Labus, Jack Kramer, Geno Zappa, Jacob Bennett, Ryan Hunter, DeAngelo Ware, Tim McAuliffe, Ben Steward, Christian Piazza, JC Bartok, Andrew Lucke, JJ Beggan, Clark Clancy, Robbie Rhodes, Trevor Roop, Sean Edinger. Row 6: (L-R) Vincent Marshall, Brandon Ponczak, Derek Lee, Tim Tupa, Vito Sosis, Jermal Hosley, Hunter Folkertsma, Deric Phoutavong, Tyler Horstman, Nick Fields, Zach Colvin, Shannon Smith, David Konowalski, Kyle Junior, Tristian Epley, Anthony Farinella, Tyler Tate, Bryan Baird, Ben Olson. Row 7: (L-R) Roy Wittke, Brad Wittke, Jeff LePak, Chris Zuccaro, Mitch Laabs, Tommy Rapier, Hali Sindlinger, Chelsea Lowe, Emily McLelland, Matthias Reiber, Alfred Castillo, Kenny Goodrich, Jeff Sobol, John Pike



BGSU HISTORY • BOWL TEAMS



2009 Team (7-6, 6-2 MAC) – Humanitarian Bowl Participant



2012 Team (8-4, 6-2 MAC) – Military Bowl Participant



2021 BGSU FOOTBALL

12 MAC CHAMPIONSHIPS | 13 BOWL GAME APPEARANCES

BGSU HISTORY • PLAYERS IN THE NFL

BGSU HISTORY

Year	Name	Drafted By	Round	Other Teams (Yrs. Played)
1949	Max Minnich	Los Angeles	10th	
1950	Jack Woodland	Cleveland	24th	Erie (Penn.) Bears
	Bob Schnellker	Cleveland	29th	Philadelphia (1953), NY Giants (1954-60), Minnesota (1961), Pittsburgh (1961)
1953	Fred Durig	San Francisco	16th	
1956	Jack Hecker	Cleveland	9th	
1957	Ken Russell	Detroit	6th	(1957-59)
1958	Karl Koepfer	Detroit	8th	(1958)
	John Murnen	Baltimore	19th	
1960	Bob Zimpfer	Denver	1st	
1961	Bernie Casey	San Francisco	1st	(1961-66), Los Angeles (1961-68)
		NY Titans (AFL)	9th	
	Bob Reublin	NY Giants	19th	
	Clarence Mason	Green Bay	16th	
	Ralph White	Baltimore	11th	
		Houston (AFL)	9th	
	Jack Harbaugh	Buffalo (AFL)	25th	
	Bob Bird	Houston (AFL)	11th	
1962	Karl Anderson	Detroit	11th	
	Jerry Croft	Baltimore	5th	
		Buffalo (AFL)	11th	
	Robert Fearnside	Los Angeles	13th	
1963	Gary Sherman	Cleveland	19th	
		Boston (AFL)	21st	
	Bob Reynolds	St. Louis	2nd	(1963-71, 73), New England (1972-73)
	Don Lisbon	San Francisco	3rd	(1963-64)
1964	Tony Lawrence	St. Louis	10th	
		Boston (AFL)	21st	
1965	Jay Cunningham	Boston (AFL)	13th	(1965-67)
1966	Jerry Jones	Atlanta	2nd	(1966), New Orleans (1967-69)
		Denver (AFL)	7th	
	Tony Fire	Cleveland	11th	
	Heath Wingate	Washington	13th	(1967)
		Boston (AFL)	4th	
	Bill Earhart	Buffalo (AFL)	17th	
1967	Mike Weger	Detroit	9th	(1967-75), Houston (1976-77)
	Stew Williams	Green Bay	6th	
	Dick Wagoner	Minnesota	17th	
	Jamie Rivers	St. Louis	5th	(1968-73), NY Jets (1974-75)
1969	Richard Perrin	NY Giants	13th	
1970	Dave Polak	Baltimore	13th	
	Honester Davidson	Cleveland	8th	
	Tom Lloyd	St. Louis	5th	
1971	Phil Villapiano	Oakland	2nd	(1971-79), Buffalo (1980-83)
1973	John Czerwinski	NY Jets	16th	
	Fred Sturt	St. Louis	3rd	Washington (1974), New England (1976-78), New Orleans (1978-81)
1974	Tony Bell	Baltimore	4th	
	Paul Miles	Baltimore	8th	Memphis (WFL)
	Myron Wilson	Detroit	16th	
	Phil Polak	Philadelphia	10th	
	Roger Wallace	St. Louis	12th	NY Giants (1976), Memphis (WFL)
	Greg Meczka	San Diego	15th	
1976	Gene Jones	New Orleans	16th	
1977	Dave Preston	New England	12th	Denver (1978-83)
1978	Mark Miller	Cleveland	3rd	(1978-79)
	Jack Williams	St. Louis	6th	Ottawa (CFL) (1978-86)
1979	Jeff Groth	Miami	8th	(1979), Houston (1979-80), New Orleans (1981-85)
	Dirk Abernathy	Oakland	12th	
1980	Bob Harris	Philadelphia	9th	
1983	Andre Young	Cincinnati	12th	Denver (USFL), Calgary (CFL)
1984	Martin Bayless	St. Louis	4th	(1984), Buffalo (1984-86), San Diego (1987-91), Kansas City (1992-93, 95-96), Washington (1994)
		Green Bay	12th	
1986	Brian McClure	Buffalo	12th	(1987)
1989	Kyle Kramer	Cleveland	5th	(1989)
1990	Reggie Thornton	Minnesota	5th	Indianapolis (1991), Cincinnati (1993), Birmingham (CFL) (1994)
	Ronald Heard	Pittsburgh	6th	
	Derrick Carr	New Orleans	8th	
1991	Cris Shale	Washington	10th	
1994	Charlie Williams	Dallas	3rd	(1995-00)
2004	Josh Harris	Baltimore Ravens	6th	
2005	Scott Mruzckowski	San Diego	7th	San Diego (2005-11)
2006	Omar Jacobs	Pittsburgh	5th	
2008	Kory Lichtensteiger	Denver	4th	Minnesota Vikings (2008), Washington Redskins (2010-16)
2013	Chris Jones	Houston	6th	New England (2013-15), Miami (2016), San Francisco (2016)
2019	Scott Miller	Tampa Bay	6th	Tampa Bay (2019-pr)

FREE AGENTS

Jude Adjei-Barimah - Tampa Bay 2015-16; Larry Baker - NY Titans (AFL), 1960; Alex Bayer - St. Louis 2014; Gerald Bayless - Cleveland, Atlanta, 1987-88; Tyler Beck - New England, 2014; Ed Bettridge - Cleveland, 1964; Bill Bradshaw - Baltimore, 1953; Carlos Brooks - Arizona, Barcelona (World League), 1995-97; Freddie Barnes, Chicago (NFL), 2009; Diyral Briggs - San Francisco 49ers, 2008; Ben Bojicic - Cincinnati, 2012; Kenneth Burke - Saskatchewan (CFL), Green Bay, 1964-65; Ken Burress - Seattle, Winnipeg (CFL) 1993-96; Khary Campbell - Dallas, 2002, New York Jets, 2003; Jairus Campbell - Baltimore, Kansas City 2014; Chester Chapman - Detroit, Charlotte (AFL), 1934; Dave Cranmer - Calgary (CFL), 1969; Duane Crenshaw - Columbus (Arena League), 1991-92; Shawn Daniels - Dallas, Ottawa (CFL), Calgary (CFL), Montreal (CFL), Saskatchewan (CFL), 1989-99; Ryan Diepenbrock - Buffalo, 2001; Gehrig Dieter, Kansas City Chiefs, 2017-pr; Doug Dorley - Cincinnati, 2000; Sean Dykes - San Diego, NY Jets, Saskatchewan (CFL), San Antonio (WFLA), 1988-92; Mike Estep - NY Jets, 1987-88; Rob Fehrman - Pittsburgh Steelers, 2001; Chris Glantzis - Detroit, 2002; Joe Green - NY Giants, Houston, 1970-74; Tom Hall - Memphis (WFL), 1974; Brandon Hicks - Indianapolis, 2002; John Hunter - 49ers, 1989; Ryan Hunter - Kansas City Chiefs (2018-19); Los Angeles Chargers (2020-pr.); Stan Hunter - NY Giants, NY Jets, 1986-87; John Jaqurot - Memphis (WFL), 1974; George Johnson - Philadelphia, Toronto (CFL), 1995; Greg A. Johnson - Detroit, 1988; Kamar Jordan - Minnesota, 2012; Anthony Kijanko - Cleveland Browns, 1972; Dave Kinzie - Toronto (CFL), 1989; Jim Ladd - Chicago Cardinals, 1954-56; Roger Lewis - New York Giants, 2016-17; D.J. Lynch - New England Patriots, 2015; Cole Magner - Atlanta, 2005; Bob Martin - Jacksonville (WFL) 1974, Gabe Martin - Arizona, 2015-17; Mike McGee - New England, 1989; Greg Meehan - San Diego, Cincinnati, 1986-88; Kendall Montgomery - Miami, 2015; Tom Moriarty - Atlanta, Pittsburgh, Michigan (USFL), 1977-83; Quintin Morris - Buffalo, 2021; Mark Nelson - Kansas City, 1987; Keon Newson, St. Louis, 2005; Kevin O'Brien - Buffalo, Sacramento (CFL), Barcelona (World League), New England, Barcelona (World League), 1993-96; Mike Obrovac - Cincinnati, Green Bay, 1981-85; Joe O'Neill - Detroit, 2000; Kevin O'Neill - Detroit, 1998; Janssen Patton, Pittsburgh-2003; John Park - British Columbia (CFL), 1981-88; PJ Pope - Chicago, 2006; Shawn Potts - Cleveland, Pittsburgh, Chicago, Houston (USFL), Buffalo, 1983-86; Tim Quinn - Chicago (WFL), 1974; Robert Redd - Indianapolis, 2003; Roger Reynolds - NY Giants, 1969; Tim Ross - New England, 1981; Jordan Roussos - Seattle, 2013; Dan Saleet - Cleveland, 1978; Tom Saleet - NY Jets, 1978; Steve Sanders - Cleveland, 2006; Derek Schorejs - Cincinnati, Cleveland, 1999; Tyler Sheehan, Houston (NFL), 2009, Edmund Siminski - Buffalo (AFL), 1940; Charles Sharon - Jacksonville, 2006; Antonio Smith - Cleveland Brown, 2008, Doug Smith - Los Angeles Rams, 1978-92; John Spengler - Detroit, 1981; Shaun Suisham-Dallas, Washington, Pittsburgh, 2005-14; Stu Tolle - Cleveland, 1985; Vince Villanucci - Buffalo, Toronto (CFL), Green Bay, 1986-87; John Villapiano - Houston (WFL), 1973; Erik White - Indianapolis, Toronto (CFL), British Columbia (CFL), 1993-96; Terry Wilson - Houston, 1992; Ryan Wingrove - Atlanta, 2002, New York Jets, 2003; Gehad Youssef - New England, Miami, 1984-86.

Earliest selection: Bernie Casey (1961), 9th player overall (National Football League team unless otherwise noted)



RECORD BOOK • INDIVIDUAL RECORDS

RECORD BOOK

RUSHING

Most Attempts

Game	46	Bryant Jones vs. Kent, 1981
Season	324	Dave Preston, 1974
Career	830	Dave Preston, 1973-76

Net Yards

Game	225	Darryl Story vs. Ball State, 1983
Season	1,594	Travis Greene, 2013
Career	3,852	Travis Greene, 2011-15

Game/QB	158	Freddie Barnes vs. Wisconsin, 2006
Season/QB	830	Josh Harris, 2003
Career/QB	2,473	Josh Harris, 2000-03

Rushing Touchdowns

Game	5	Dave Preston vs. Dayton, 1974
Season	20	Josh Harris, 2002
Career	43	Josh Harris, 2000-03

Average Yards Per Carry

Season	6.8	Andrew Clair, 2017
Career	5.8	Josh Cleveland, 2016-17

PASSING

Attempts

Game	73	James Knapke, vs. Indiana, 2014
Season	575	Tyler Sheehan, 2009
Career	1,494	Tyler Sheehan, 2006-09

Completions

Game	46	James Knapke, vs. Indiana, 2014
Season	383	Matt Johnson, 2015
Career	966	Tyler Sheehan, 2006-09

Yards

Game	505	Tyler Sheehan at Kent State, 2009
Season	4,946	Matt Johnson, 2015
Career	10,280	Brian McClure, 1982-85

Interceptions

Game	6	Ryan Henry vs. Louisiana Tech, 1995
Season	16	Brian McClure, 1983
Career	58	Brian McClure, 1982-85

Touchdowns

Game	6	Ryan Henry vs. Ball State, 1994
		Matt Johnson at Maryland, 2015
Season	46	Matt Johnson, 2015
Career	73	Matt Johnson, 2011-15

Completion Percentage

Game	.928	Ryan Henry vs. Akron, 1994 (13/14)
Season	.673	Matt Johnson, 2015 (383/569)
Career	.654	Matt Johnson, 2011-15 (655-1002)

Average Yards Per Completion

Season	18.0	Bill Bradshaw, 1953
Career	19.0	Bill Bradshaw, 1952-54

SCORING

Points Scored (Non-Kickers)

Game	30	Dave Preston vs. Dayton, 1974
Season	134	Josh Harris, 2002
Career	284	Josh Harris, 2000-03

Points Scored (Kickers)

Game	19	Carl Bachman vs. Findlay, 1921
Season	114	Tyler Tate, 2013
Career	361	Shaun Suisham, 2001-04

Touchdowns

Game	5	Dave Preston vs. Dayton, 1974
		Orville Raberding vs. Findlay, 1921
Season	22	Josh Harris, 2002
Career	47	Josh Harris, 2000-03

Point After Touchdown Attempts

Game	10	Nate Fry vs. Temple, 2005
		Shaun Suisham at Temple, 2004
Season	81	Tyler Tate, 2015
Career	226	Shaun Suisham, 2001-04

Field Goals Made

Game	5	Brian Leaver vs. Kent, 1994
Season	23	Tyler Tate, 2014
Career	56	Tyler Tate, 2011-14
Consec.	14	Brian Leaver, 1993-94

RECEIVING

Receptions

Game	22	Freddie Barnes at Kent State, 2009
Season	155	Freddie Barnes, 2009
Career	297	Freddie Barnes, 2006-09

Yards

Game	278	Freddie Barnes at Kent State, 2009
Season	1,770	Freddie Barnes, 2009
Career	3,450	Charles Sharon, 2002-05

Touchdowns

Game	4	Jeff Groth vs. Grand Valley, 1978
Season	19	Freddie Barnes, 2009
Career	34	Charles Sharon, 2002-05

Average Yards Per Reception

Season	21.7	Bob Schnelker, 1949
Career	20.8	Jack Hecker, 1953-55

PUNTING

Attempts

Game	13	Max Minnich vs. Ohio, 1947
Season	82	Joseph Davidson, 2014
Career	257	Joseph Davidson, 2014-17

Yards

Game	593	Cris Shale, vs. CMU, 1990
Season	3,497	Joseph Davidson, 2014
Career	11,412	Joseph Davidson, 2014-17

Average Yards Per Punt

Game	60.5	Joseph Davidson, vs. Ball St., 2014
Season	46.8	Cris Shale, 1990
Career	44.4	Joseph Davidson, 2014-17

TOTAL OFFENSE

Plays

Game	81	James Knapke, vs. Indiana 2014
Season	709	Josh Harris, 2002
Career	1,771	Tyler Sheehan, 2006-09

Yards

Game	527	Josh Harris vs. Northern Illinois, 2003
Season	5,105	Matt Johnson, 2015
Career	10,535	Tyler Sheehan, 2006-09

KICK RETURNS

Punt Returns

Game	10	Bob Harris vs. C. Michigan, 1950
Season	35	Robert Redd, 2001
Career	82	Charles Sharon, 2002-05

Punt Return Yardage

Game	152	Bob Zimpfer vs. Quantico Marines, 1967
Season	385	Robert Redd, 2001
Career	958	Bob Zimpfer, 1967-69

Kickoff Returns

Game	8	Reggie Thornton vs. TCU, 1988
Season	44	Roger Williams, 2009
Career	99	Roger Williams, 2006-09

Kickoff Return Yardage

Game	177	Reggie Thornton vs. TCU, 1988
Season	981	BooBoo Gates, 2011
Career	2,139	Roger Williams, 2006-09

INTERCEPTIONS

Pass Interceptions

Game	3	Janssen Patton vs. Kent St., 2000
		vs. Western Michigan, 2003
		vs. Northern Illinois, 2003
		Carlos Brooks vs. Kent State, 1992
		Martin Bayless vs. Ball State, 1983
		Jac Tomasello vs. Kent, 1981
		Shawn Simms vs. Toledo, 1981
		Arch Tunnell vs. Cal Poly SLO, 1960
		Jack Harbaugh vs. Delaware, 1959
Season	12	Max Minnich, 1948
Career	27	Martin Bayless, 1980-83

Interception Yards

Game	127	Julius Livas vs. Miami, 1971
Season	220	P.J. Mahone, 2007
Career	273	Martin Bayless, 1980-83

NOTE

Bold/Italic -- Active players in 2020



RECORD BOOK • INDIVIDUAL GAME RECORDS

SINGLE GAME

Rushing Attempts

Table with 2 columns: Player, Game/Year. Includes Bryant Jones vs. Kent State, 1981; Keylan Cates vs. Ohio, 1995; Dave Preston vs. San Diego State, 1974; Andre Givens vs. Kent State, 2014; Dave Preston vs. Toledo, 1974; Paul Miles vs. Toledo, 1983; Darryl Story vs. Ball State, 1983; Bryant Jones vs. Cent. Michigan, 1982; Dave Preston vs. So. Mississippi, 1974.

Net Yards Rushing

Table with 2 columns: Player, Game/Year. Includes Darryl Story vs. Ball State, 1983; Steve Holmes vs. Kent State, 1998; Paul Miles vs. Marshall, 1972; Bryant Jones vs. Kent State, 1981; Fred Durig vs. Bradley, 1951; Chip Otten vs. Eastern Michigan, 1982; Willie Geter vs. Kent State, 2007.

Rushing Touchdowns

Table with 2 columns: Player, Game/Year. Includes Dave Preston vs. Dayton, 1974; Bernard White vs. Eastern Michigan, 1985; Bernard White vs. Richmond, 1984; Paul Miles vs. Marshall, 1972; Julius Livas vs. Kent State, 1970; Fred Matthews vs. Marshall, 1968; Chuck Radich vs. Temple, 1966.

Passing Attempts

Table with 2 columns: Player, Game/Year. Includes James Knapke vs. Indiana, 2014; Tyler Sheehan at Kent State, 2009; Tyler Sheehan at Marshall, 2009; Omar Jacobs vs. Toledo, 2004; Matt Johnson at Purdue, 2015; Brian McClure vs. Toledo, 1983; Rich Dackin vs. Eastern Michigan, 1987; Matt Johnson at Maryland, 2015; Matt Schilz vs. Wyoming, 2011; Tyler Sheehan vs. Central Michigan, 2009.

Pass Completions

Table with 2 columns: Player, Game/Year. Includes James Knapke vs. Indiana, 2014; Tyler Sheehan at Kent State, 2009; Matt Johnson at Purdue, 2015; Tyler Sheehan at Marshall, 2009; Josh Harris vs. Northwestern, 2003; Tyler Sheehan vs. Idaho, 2009; Brian McClure vs. Eastern Michigan, 1983; Matt Johnson at Maryland, 2015; Omar Jacobs vs. Toledo, 2004; Brian McClure vs. Toledo, 1983; Tyler Sheehan vs. Central Michigan, 2009.

Yards Passing (Min. 400 yards)

Table with 2 columns: Player, Game/Year. Includes Tyler Sheehan at Kent State, 2009; Matt Johnson at Maryland, 2015; Brian McClure vs. Ohio, 1985; Omar Jacobs vs. Wisconsin, 2005; Matt Johnson vs. UMass, 2015; Matt Johnson vs. Memphis, 2015; James Knapke at UMass, 2014; Josh Harris vs. Northern Illinois, 2003; Matt Schilz vs. Wyoming, 2011; Matt Johnson at Kent State, 2015; Brian McClure vs. Eastern Michigan, 1983; Matt Johnson at Tennessee, 2015; Omar Jacobs vs. Toledo, 2004; Brian McClure vs. Central Michigan, 1983; Matt Johnson at Purdue, 2015; Josh Harris vs. Northwestern, 2001.

Touchdown Passes

Table with 2 columns: Player, Game/Year. Includes Matt Johnson at Maryland, 2015; Ryan Henry vs. Ball State, 1994; James Morgan at Toledo, 2016; Matt Johnson at Kent State, 2015; Matt Johnson vs. Akron, 2015; Matt Johnson vs. UMass, 2015; Matt Johnson vs. NIU, 2013; Matt Schilz vs. Morgan State, 2011; Omar Jacobs vs. Wisconsin, 2005; Omar Jacobs vs. Memphis, 2004; Omar Jacobs vs. Marshall, 2004.

Passing Percentage (Min. 10 att.)

Table with 2 columns: Player, Game/Year. Includes Ryan Henry vs. Akron, 1994 (13-14); Jim Bryan vs. Baldwin-Wallace, 1955 (11-12); James Morgan at Ohio State, 2016 (9-10); Brian McClure vs. C. Michigan, 1982 (9-10); Bill Lyons vs. Baldwin-Wallace, 1952 (9-10); Steve Swan vs. Long Beach State, 1982 (11-13); Matt Johnson vs. UMass, 2015 (33-39).

Receptions

Table with 2 columns: Player, Game/Year. Includes Freddie Barnes at Kent State, 2009; Freddie Barnes vs. Idaho, 2009; Freddie Barnes vs. Marshall, 2009; Roger Lewis vs. Indiana, 2014; Roger Lewis at Maryland, 2015; Freddie Barnes vs. Troy, 2009; Freddie Barnes vs. Central Michigan, 2009; Kamar Jorden at Tulsa, 2010; Corey Partridge vs. Toledo, 2007; Robert Redd vs. Northern Illinois, 2002.

Reception Yards (Min. 200 yards)

Table with 2 columns: Player, Game/Year. Includes Freddie Barnes at Kent State, 2009; Roger Lewis vs. Memphis, 2015; Freddie Barnes vs. Idaho, 2009; Robert Redd vs. Marshall, 2001; Chris Gallon vs. Kent State, 2012; Robert Redd vs. Missouri, 2002; Scott Miller vs. Western Michigan, 2018; Kamar Jorden vs. Kent State, 2011; Roger Lewis at Buffalo, 2015; Roger Lewis at Maryland, 2015.

Touchdown Receptions

Table with 2 columns: Player, Game/Year. Includes Jeff Groth vs. Grand Valley, 1978; Eugene Cooper vs. Morgan State, 2011; 15 Times; (Most recently by Scott Miller at Toledo, 2016).

Touchdowns Scored

Table with 2 columns: Player, Game/Year. Includes Dave Preston vs. Dayton, 1974; Bernard White vs. Eastern Michigan, 1985; Bernard White vs. Richmond, 1984; Jeff Groth vs. Grand Valley, 1978; Eugene Cooper vs. Morgan State, 2011; Paul Miles vs. Marshall, 1972; Julius Livas vs. Kent State, 1970; Fred Matthews vs. Marshall, 1968; Chuck Radich vs. Temple, 1966.

TDs Rushing, Throwing and Receiving

Table with 2 columns: Player, Game/Year. Includes Matt Johnson at Maryland, 2015 (6 passing); Matt Johnson at Kent State, 2015 (5 passing, 1 rushing); Josh Harris vs. Northwestern, 2001 (4 passing, 1 rushing, 1 receiving); Ryan Henry vs. Ball State, 1994 (6 passing).

Points Scored

Table with 2 columns: Player, Game/Year. Includes Dave Preston vs. Dayton, 1974; Bernard White vs. Eastern Michigan, 1985; Bernard White vs. Richmond, 1984; Jeff Groth vs. Grand Valley, 1978; Paul Miles vs. Marshall, 1972; Julius Livas vs. Kent State, 1970; Fred Matthews vs. Marshall, 1968; Chuck Radich vs. Temple, 1966.

Points Scored By Kicking

Table with 2 columns: Player, Game/Year. Includes Carl Bachman vs. Findlay, 1921; Tyler Tate vs. Eastern Michigan, 2013; Brian Leaver vs. Kent State, 1994; Tyler Tate vs. Indiana, 2014; Jason Zeller vs. Kent State, 1989; Jake Suder vs. Kent State, 2017; Tyler Tate vs. UMass, 2015; Sinisa Yvrilo vs. Akron, 2007; Jake Suder vs. South Dakota, 2017; Derek Schorejs vs. Temple, 1995; Don Taylor vs. Toledo, 1974.

Extra Point Attempts

Table with 2 columns: Player, Game/Year. Includes Carl Bachman vs. Findlay, 1921; Nate Fry vs. Temple, 2005; Shaun Suisham at Temple, 2004; Al Silva vs. Ball State, 1968; Shaun Suisham vs. Eastern Kentucky, 2003; Shaun Suisham vs. Liberty, 2003.

Extra Points Made

Table with 2 columns: Player, Game/Year. Includes Carl Bachman vs. Findlay, 1921; Nate Fry vs. Temple, 2005; Shaun Suisham at Temple, 2004; Shaun Suisham vs. Eastern Kentucky, 2003.

Field Goals Made

Table with 2 columns: Player, Game/Year. Includes Brian Leaver vs. Kent State, 1994; Jake Suder vs. South Dakota, 2017; Tyler Tate vs. Indiana, 2014; Don Taylor vs. Toledo, 1974; 25 times; (Most recently by Jake Suder at Kent State, 2017).

Punt Attempts

Table with 2 columns: Player, Game/Year. Includes Max Minnich vs. Ohio, 1947; Cris Shale vs. Central Michigan, 1990; Joseph Davidson at Wisconsin, 2014; Jim Phelps vs. Long Beach St., 1982; Jim Phelps vs. Miami, 1981; Tom Lawrence vs. Ohio, 1969; Tom Lawrence vs. Utah State, 1969; Tom Lawrence vs. Toledo, 1968.

Punting Yards

Table with 2 columns: Player, Game/Year. Includes Cris Shale vs. Central Michigan, 1990; Andy Pollock vs. Ohio, 1996; Joseph Davidson at Wisconsin, 2014; Cris Shale vs. Ball State, 1990; Cris Shale vs. Virginia Tech, 1990; Andy Pollock vs. Ohio State, 1997.

Punting Average

Table with 2 columns: Player, Game/Year. Includes Joseph Davidson vs. Ball State, 2014; Joseph Davidson at Ohio, 2016; Brian Schmiedebusch vs. Wyoming, 2011; Greg Kampe vs. S. Mississippi, 1975; Brian Schmiedebusch vs. Idaho, 2011; Brian Schmiedebusch vs. Pittsburgh, 2013; Cris Shale vs. Ball State, 1990; Bill Bradshaw vs. Ohio, 1953; Jim Phelps vs. Toledo, 1982; Andy Pollock vs. Ohio, 1996.



RECORD BOOK • INDIVIDUAL SEASON RECORDS

RECORD BOOK

Plays

81	James Knapke vs. Indiana, 2014
72	Omar Jacobs vs. Toledo, 2004
71	Tyler Sheehan vs. Marshall, 2009
71	Tyler Sheehan vs. Kent State, 2009
71	Josh Harris vs. Northwestern, 2003
70	Matt Johnson at Purdue, 2015
69	Brian McClure vs. Toledo, 1983
67	Josh Harris vs. Miami, 2003
64	Matt Johnson at Maryland, 2015
63	Tyler Sheehan vs. Michigan State, 2007

Yards Gained

527	Josh Harris vs. Northern Illinois, 2003
498	Josh Harris vs. Northwestern, 2001
492	Tyler Sheehan at Kent State, 2009
486	Matt Johnson at Maryland, 2015
475	Matt Johnson at Kent State, 2015
471	Brian McClure vs. Ohio, 1985
462	Omar Jacobs vs. Central Michigan, 2004
460	Matt Johnson at Purdue, 2015
454	Josh Harris vs. Northwestern, 2003
448	Omar Jacobs vs. Toledo, 2004

Punt Returns

10	Bob Harris vs. Central Michigan, 1950
7	Chip Otten vs. Western Michigan, 1982
7	Bill Pittman vs. Kent State, 1972
7	Bob Zimpfer vs. Ohio, 1969
6	Bill Pittman vs. Marshall, 1970
6	Bob Zimpfer vs. Utah State, 1969

Punt Return Yards

152	Bob Zimpfer vs. Quan. Mar., 1967
125	Joe Souliere vs. Marshall, 1965
118	Bob Harris vs. Central Michigan, 1950
111	Courtney Davis vs. Kent State, 1996
103	Joe Souliere vs. Western Michigan, 1965

Pass Interceptions

3	Janssen Patton vs. Kent State, 2000
3	Janssen Patton vs. Western Michigan, 2003
3	Janssen Patton vs. Northern Illinois, 2003
3	Carlos Brooks vs. Kent State, 1992
3	Martin Bayless vs. Ball State, 1983
3	Shawn Simms vs. Toledo, 1981
3	Jac Tomasello vs. Kent State, 1981
3	Arch Tunnell vs. Cal Poly SLO, 1960
3	Jack Harbaugh vs. Delaware, 1959

Pass Interception Yards

127	Julius Livas vs. Miami, 1971
90	Rodney Lash vs. Toledo, 1948
85	Dernard Turner vs. Ohio, 2015
83	Melvin Marshall vs. Ball State, 1985
82	BooBoo Gates vs. Ohio, 2013
80	Melvin Marshall vs. BYU, 1983
79	P.J. Mahone vs. WKU, 2007
66	Pete Schmidt vs. Findlay, 1948

Kickoff Returns

8	BooBoo Gates vs. Northern Illinois, 2011
8	Joe Alls vs. Toledo, 2000
8	Reggie Thornton vs. TCU, 1988
7	BooBoo Gates vs. West Virginia, 2011
7	Reggie Thornton vs. Penn State, 1987
7	Roger Williams vs. Miami and BC, 2007
6	Scott Miller at Ohio State, 2016
6	Leon Weathersby vs. Ohio State, 1997
6	Shawn Potts vs. Ohio, 1979
6	Bill Pittman vs. Ohio, 1970
6	Eric McGhee vs. Wisconsin, 1992

Kickoff Return Yards

223	BooBoo Gates vs. West Virginia, 2011
186	BooBoo Gates vs. Northern Illinois, 2011
181	Joe Alls vs. Toledo, 2001
177	Reggie Thornton vs. TCU, 1988
172	Roger Williams vs. Miami, 2007
168	Roger Williams vs. BC, 2007
158	Steve Kuehl vs. Toledo, 1976
154	Joe Souliere vs. Temple, 1966
152	BooBoo Gates vs. Toledo, 2011
144	Leon Weathersby vs. Ohio State, 1997

SEASON LEADERS

Rushing Attempts

324	Dave Preston, 1974
289	Travis Greene, 2015
279	Travis Greene, 2013
274	Paul Miles, 1971
271	LeRoy Smith, 1991
253	Bryant Jones, 1981
250	Paul Miles, 1973

Net Yards Rushing (Min. 1,000 yards)

1,594	Travis Greene, 2013
1,444	Fred Durig, 1951
1,414	Dave Preston, 1974
1,299	Travis Greene, 2015
1,185	Paul Miles, 1971
1,114	Dan Saleet, 1975
1,098	P.J. Pope, 2004
1,051	Bryant Jones, 1981
1,036	Bernard White, 1984
1,030	Fred Coppet, 2016
1,030	Paul Miles, 1973
1,024	Paul Miles, 1972
1,005	P.J. Pope, 2003

Rushing Touchdowns

20	Josh Harris, 2002
19	Dave Preston, 1974
18	Bernard White, 1985
15	Travis Greene, 2015
15	P.J. Pope, 2004
15	Bernard White, 1984

Average Yards Per Carry

6.8	Andrew Clair, 2017
6.7	Fred Durig, 1951
6.7	Willie Geter, 2008
6.6	Joe Alls, 2002
6.4	Josh Cleveland, 2016
6.4	B.J. Lane, 2003
6.2	P.J. Pope, 2004
6.1	Don Lisbon, 1960
6.1	Willie Geter, 2007
5.9	Anthon Samuel, 2011

Passing Attempts

575	Tyler Sheehan, 2009
569	Matt Johnson, 2015
494	Josh Harris, 2003
483	James Knapke, 2014
476	Tyler Sheehan, 2007
466	Brian McClure, 1983
462	Omar Jacobs, 2004
414	Brian McClure, 1984
413	Matt Schilz, 2012
412	Matt Schilz, 2011

Pass Completions

383	Matt Johnson, 2015
373	Tyler Sheehan, 2009
325	Josh Harris, 2003
309	Omar Jacobs, 2004
303	Tyler Sheehan, 2007
298	Brian McClure, 1983
280	James Knapke, 2014
267	Tyler Sheehan, 2008
263	Brian McClure, 1984
245	Matt Schilz, 2011

Yards Passing

4,946	Matt Johnson, 2015
4,051	Tyler Sheehan, 2009
4,002	Omar Jacobs, 2004
3,813	Josh Harris, 2003
3,467	Matt Johnson, 2013
3,264	Tyler Sheehan, 2007
3,264	Brian McClure, 1983
3,173	James Knapke, 2014
3,024	Matt Schilz, 2011
2,951	Brian McClure, 1984

Touchdown Passes

46	Matt Johnson, 2015
41	Omar Jacobs, 2004
28	Matt Schilz, 2011
27	Jarret Doege, 2018
27	Tyler Sheehan, 2009
27	Josh Harris, 2003
26	Omar Jacobs, 2005
25	Matt Johnson, 2013
25	Ryan Henry, 1994
23	Tyler Sheehan, 2007
21	Brian McClure, 1984

Pass Completion Percentage

.673	Matt Johnson, 2015
.669	Omar Jacobs, 2004
.668	Tyler Sheehan, 2008
.658	Josh Harris, 2003
.649	Tyler Sheehan, 2009
.642	Matt Johnson, 2013
.642	Brian McClure, 1982
.638	Jarret Doege, 2017
.637	Tyler Sheehan, 2007
.635	Brian McClure, 1984

Passing Efficiency Rating

212.42	Max Minnich, 1948
192.94	Jim Bryan, 1955
167.20	Omar Jacobs, 2004
164.19	Matt Johnson, 2015
161.71	Matt Johnson, 2013
161.56	Jim Potts, 1960
150.92	Omar Jacobs, 2005

Average Yards Per Completion

15.5	Reid Lampert, 1973
15.4	Ennis Walker, 1947
14.7	Mark Miller, 1976
14.6	Matt Johnson, 2013
14.1	Andy Sahn, 1999
14.0	Ryan Henry, 1993
14.0	Bob Niemet, 1998
13.8	Mike Wright, 1978
13.6	Ryan Henry, 1994
13.6	Bob Niemet, 1996

NOTE

Bold/Italic -- Active players in 2020



RECORD BOOK • INDIVIDUAL SEASON RECORDS

RECORD BOOK

Receptions

Table with 2 columns: Receptions (155-74) and Player/Year (Freddie Barnes, 2009 - Charles Sharon, 2005)

Receiving Yards

Table with 2 columns: Receiving Yards (1,770-1,070) and Player/Year (Freddie Barnes, 2009 - Charles Sharon, 2004)

Touchdown Receptions

Table with 2 columns: Touchdown Receptions (19-10) and Player/Year (Freddie Barnes, 2009 - Ronnie Redd, 1994)

Average Yards Per Reception

Table with 2 columns: Average Yards Per Reception (21.7-18.1) and Player/Year (Robert Schnelker, 1949 - Jeff Groth, 1976)

All-Purpose Yards

Table with 2 columns: All-Purpose Yards (1,965-1,444) and Player/Year (Freddie Barnes, 2009 - Fred Durig, 1951)

Touchdowns Scored

Table with 2 columns: Touchdowns Scored (22-14) and Player/Year (Josh Harris, 2002 - Dave Preston, 1975)

Points Scored (Min. 100 points)

Table with 2 columns: Points Scored (134-102) and Player/Year (Josh Harris, 2002 - Travis Greene, 2015)

Extra Point Attempts

Table with 2 columns: Extra Point Attempts (81-43) and Player/Year (Tyler Tate, 2015 - Sinisa Vrvilo, 2008)

Extra Points Made

Table with 2 columns: Extra Points Made (75-42) and Player/Year (Tyler Tate, 2015 - Sinisa Vrvilo, 2008)

Field Goals Made

Table with 2 columns: Field Goals Made (23-14) and Player/Year (Tyler Tate, 2014 - Shaun Suisham, 2004)

Punt Attempts

Table with 2 columns: Punt Attempts (82-67) and Player/Year (Joseph Davidson, 2014 - Matt Naranjo, 2019)

Punting Yards

Table with 2 columns: Punting Yards (3,497-2,923) and Player/Year (Joseph Davidson, 2014 - Tom Lawrence, 1969)

Punting Average

Table with 2 columns: Punting Average (46.8-42.1) and Player/Year (Cris Shale, 1990 - Norm Limpert, 1964)

Total Plays

Table with 2 columns: Total Plays (709-466) and Player/Year (Josh Harris, 2003 - Brian McClure, 1984)

Yards Gained

Table with 2 columns: Yards Gained (5,105-2,852) and Player/Year (Matt Johnson, 2015 - Brian McClure, 1984)

Punt Returns

Table with 2 columns: Punt Returns (35-26) and Player/Year (Robert Redd, 2001 - Bill Pittman, 1971)

Punt Return Yards

Table with 2 columns: Punt Return Yards (385-227) and Player/Year (Robert Redd, 2001 - Joe Souliere, 1965)

Punt Return Average (Min. 7 returns)

Table with 2 columns: Punt Return Average (16.5-10.1) and Player/Year (Bob Zimpfer, 1967 - Ronnie Redd, 1993)

Pass Interceptions

Table with 2 columns: Pass Interceptions (12-7) and Player/Year (Max Minnich, 1948 - P.J. Mahone, 2007)



RECORD BOOK • INDIVIDUAL CAREER RECORDS

Pass Interception Yards

220P.J. Mahone, 2007
207Max Minnich, 1948
198Julius Livas, 1971
116BooBoo Gates, 2013
114Melvin Marshall, 1983
114Robert Lorenzi, 2010
107Keon Newson, 2004
100Joe Souliere, 1964

Kickoff Returns

44Roger Williams, 2009
39Roger Williams, 2007
38BooBoo Gates, 2011
30Leon Weathersby, 1997
30Darryl Story, 1986
28Reggie Thornton, 1988
26Dave Cassel, 1978

Kickoff Return Yards

981BooBoo Gates, 2011
954Roger Williams, 2007
925Roger Williams, 2009
729Tyronne Pronty, 2010
669Leon Weathersby, 1997
661Darryl Story, 1986
576Reggie Thornton, 1988
561Kenny Lewis, 2008
532Bill Pittman, 1970
517Matt Wilcox, 2017

Kickoff Return Average (Min. 7 returns)

30.6BooBoo Gates, 2013
26.9Joe Alls, 2001
26.8Zeb Jackson, 1993
25.9Kelly Lycan, 1981
25.8BooBoo Gates, 2011
24.8Steve Kuehl, 1976
24.6Matt Wilcox, 2017
24.5Joe Souliere, 1966
24.5Roger Williams, 2007
24.4Kenny Lewis, 2008

Tackles (compiled since 1970)

163Richard Duetemeyer, 1971
160Mike Callesen, 1977
160John Villapiano, 1972
160John Villapiano, 1971
157Troy Dawson, 1984

Sacks

19.0Kevin O'Brien, 1992
12.5Chris Jones, 2012
9.5Diyral Briggs, 2008
9.0Devon Parks, 2006
9.0Mitch Crossley, 2003
8.5Chris Jones, 2011
8.0Paul Harris, 1991
8.0Joe Foley, 1986
8.0Bryan Thomas, 2014
7.5Brandon Hicks, 2000
7.0Diyral Briggs, 2006
7.0Mitch Crossley, 2002
7.0Brandon Hicks, 2001
7.0Kevin O'Neil, 1996
7.0Willie Gibson, 1993

CAREER LEADERS

Rushing Attempts

830Dave Preston, 1973-76
767Paul Miles, 1971-73
683Travis Greene, 2011-15
668LeRoy Smith, 1989-92
596Josh Harris, 2000-03
595P.J. Pope, 2002-05
571Bryant Jones, 1980-82
536Fred Coppet, 2013-16
505Zeb Jackson, 1990-93

Net Yards Rushing

3,852Travis Greene, 2011-15
3,423Dave Preston, 1973-76
3,239Paul Miles, 1971-73
3,116P.J. Pope, 2002-05
2,833Fred Coppet, 2013-16
2,564Fred Durig, 1950-52
2,473Josh Harris, 2000-03

Rushing Touchdowns

43Josh Harris, 2000-03
39Dave Preston, 1973-76
38Travis Greene, 2011-15
33Bernard White, 1984-85
33P.J. Pope, 2002-05
25Paul Miles, 1971-73

Average Yards Per Rushing Attempt

5.8Josh Cleveland, 2016-17
5.7Fred Durig, 1950-52
5.6Travis Greene, 2011-15
5.5Don Lisbon, 1960-62
5.3Fred Coppet, 2013-16
5.3Anthon Samuel, 2011-12
5.2P.J. Pope, 2002-05
5.2B.J. Lane, 2002-05
5.2Bob Ramlow, 1956-58
5.1Jack Woodland, 1947-49

5.4**Andrew Clair, 2017-19 (active)**

Passing Attempts

1,494Tyler Sheehan, 2006-09
1,427Brian McClure, 1982-85
1,225Matt Schilz, 2010-13
1,073Rich Dackin, 1986-89
1,028Josh Harris, 2000-03
1,002Matt Johnson, 2011-15
950Erik White, 1989-92
851Mark Miller, 1974-77

Pass Completions

966Tyler Sheehan, 2006-09
900Brian McClure, 1982-85
715Matt Schilz, 2010-13
655Matt Johnson, 2011-15
627Josh Harris, 2000-03
591Rich Dackin, 1986-89
523Omar Jacobs, 2003-05
515Erik White, 1989-92
455Mark Miller, 1974-77

Yards Passing

10,280Brian McClure, 1982-85
10,117Tyler Sheehan, 2006-09
8,845Matt Johnson, 2011-15
8,012Matt Schilz, 2010-13
7,503Josh Harris, 2000-03
6,938Omar Jacobs, 2003-05
6,862Rich Dackin, 1986-89
6,072Erik White, 1989-92

Passes Had Intercepted

58Brian McClure, 1982-85
44Rich Dackin, 1986-89
41Erik White, 1989-92
39Matt Schilz, 2010-13
38Mark Miller, 1974-77
34Ryan Henry, 1992-95

Touchdown Passes

73Matt Johnson, 2011-15
71Omar Jacobs, 2003-05
70Tyler Sheehan, 2006-09
63Brian McClure, 1982-85
55Josh Harris, 2000-03
51Matt Schilz, 2010-13
46Ryan Henry, 1992-95
39Erik White, 1989-92
39Jarret Doege, 2017-18

Pass Completion Percentage

.654Matt Johnson, 2011-15
.647Tyler Sheehan, 2006-09
.645Omar Jacobs, 2003-05
.631Brian McClure, 1982-85
.610Josh Harris, 2000-03
.584Matt Schilz, 2010-13
.565James Knapke, 2013-16
.565Grant Loy, 2017-19
.556Jim Potts, 1959-61
.551Rich Dackin, 1986-89

Yards Per Completion

19.0Bill Bradshaw, 1952-54
15.6James Bryan, 1953-55
15.1Jim Potts, 1959-61
14.9Reid Lampport, 1971-73
14.8Rex Simonds, 1949-51
14.7Don Nehlen, 1955-57

Receptions

297Freddie Barnes, 2006-09
232Charles Sharon, 2002-05
215Scott Miller, 2015-18
215Cole Magner, 2001-04
211Robert Redd, 1998-02
198Ronnie Moore, 2013-16
189Ryan Burbrink, 2011-15
182Corey Partridge, 2005-08
182Mark Szlachcic, 1989-92
176Stan Hunter, 1982-85

Receiving Yards

3,450Charles Sharon, 2002-05
3,290Freddie Barnes, 2006-09
2,867Scott Miller, 2015-18
2,726Robert Redd, 1998-02
2,701Ronnie Moore, 2013-16
2,679Stan Hunter, 1982-85
2,673Roger Lewis, 2014-15
2,507Mark Szlachcic, 1989-93
2,491Ronald Heard, 1986-89
2,385Cole Magner, 2001-04

Touchdown Receptions

34Charles Sharon, 2002-05
30Freddie Barnes, 2006-09
27Ronnie Redd, 1991-94
26Robert Redd, 1998-02
24Steve Sanders, 2002-05
23Scott Miller, 2015-18
23Roger Lewis, 2014-15
21Stan Hunter, 1982-85
19Ronnie Moore, 2013-16
18Mark Szlachcic, 1989-92



RECORD BOOK • INDIVIDUAL CAREER RECORDS

RECORD BOOK

Average Yards Per Reception

Table with 2 columns: Yards per reception, Player Name, Year. Values range from 20.8 to 15.6.

All-Purpose Yards

Table with 2 columns: All-purpose yards, Player Name, Year. Values range from 4,519 to 3,680.

Touchdowns Scored

Table with 2 columns: Touchdowns scored, Player Name, Year. Values range from 47 to 26.

Points Scored

Table with 2 columns: Points scored, Player Name, Year. Values range from 361 to 204.

Extra Point Attempts

Table with 2 columns: Extra point attempts, Player Name, Year. Values range from 233 to 104.

Extra Points Made

Table with 2 columns: Extra points made, Player Name, Year. Values range from 226 to 93.

Field Goals Made

Table with 2 columns: Field goals made, Player Name, Year. Values range from 56 to 33.

Punt Attempts

Table with 2 columns: Punt attempts, Player Name, Year. Values range from 257 to 167.

Punting Yards

Table with 2 columns: Punting yards, Player Name, Year. Values range from 11,412 to 6,386.

Punting Average

Table with 2 columns: Punting average, Player Name, Year. Values range from 44.4 to 40.1.

40.6 Matt Naranjo, 2018-19 (active)

Total Plays

Table with 2 columns: Total plays, Player Name, Year. Values range from 1,781 to 964.

Total Offense

Table with 2 columns: Total offense, Player Name, Year. Values range from 10,465 to 5,482.

Punt Returns

Table with 2 columns: Punt returns, Player Name, Year. Values range from 105 to 37.

Punt Return Yards

Table with 2 columns: Punt return yards, Player Name, Year. Values range from 958 to 415.

Pass Interceptions

Table with 2 columns: Pass interceptions, Player Name, Year. Values range from 27 to 13.

Pass Interception Yards

Table with 2 columns: Pass interception yards, Player Name, Year. Values range from 284 to 198.

Kickoff Returns

Table with 2 columns: Kickoff returns, Player Name, Year. Values range from 99 to 49.

Kickoff Return Yards

Table with 2 columns: Kickoff return yards, Player Name, Year. Values range from 2,139 to 1,051.

Tackles (compiled since 1970)

Table with 2 columns: Tackles, Player Name, Year. Values range from 478 to 379.

Sacks

Table with 2 columns: Sacks, Player Name, Year. Values range from 31.0 to 10.0.



RECORD BOOK • TEAM RECORDS

RUSHING

Attempts

Game 79vs. Northern Illinois, 1967
Season 655in 1975

Yards Lost

Game 95vs. Ohio, 1996
Season 468in 1983

Fewest Yards Lost

Game 0vs. Miami, 1959
Season 100in 1964

Net Yards

Game 496vs. Marshall, 1968
Season 2875in 1956

Fewest Net Yards

Game -9vs. Kansas State, 1997
Season 662in 1953

Touchdowns

Game 10vs. Defiance, 1956
Season 39in 1956

PASSING

Attempts

Game 73vs. Indiana, 2014
Season 596in 2009

Completions

Game 46vs. Indiana, 2014
Season 398in 2015

Yards

Game 519vs. UMass, 2015
Season 5,135in 2015

Touchdowns

Game 6vs. Grand Valley, 1978
6at Maryland, 2015
Season 47in 2015

Had Intercepted

Game 6vs. Louisiana Tech, 1995
vs. Hawaii, 1977
Season 25in 2016

Fewest Completions

Game 0vs. Baldwin-Wallace, 1954
Season 26in 1950

Fewest Yards

Game 0vs. Kent, 1955
vs. Baldwin-Wallace, 1954
vs. Ohio, 1947
Season 334in 1950

Best Percentage

Game .929vs. Baldwin-Wallace (13-14), 1955
Season .670in 2015

Worst Percentage

Game .115vs. Ball State (3-26), 1995
Season .288in 1950

TOTAL OFFENSE

Plays

Game 113vs. Indiana, 2014
Season 1136in 2015

Yards

Game 725vs. UMass, 2015
Season 7,655in 2015

Fewest Plays

Game 35vs. Missouri, 1998
Season 474in 1953

Fewest Yards

Game 56vs. Missouri, 1998
.....vs. Kansas State, 1997

SCORING

Touchdowns

Game 22vs. Findlay, 1921
11vs. Defiance, 1956
Season 82in 2015

Most Points

Game 151vs. Findlay, 1921
73vs. Defiance, 1956
Season 591in 2015

Points in a Half

Game 49vs. Western Michigan, 2004

Points in a Quarter

Game 31vs. Ball State, 1994 (2nd)

Point After Touchdown Attempts

Game 22vs. Findlay, 1921
Season 81in 2015

Point After Touchdown Made

Game 19vs. Findlay, 1921
Season 75in 2015

Field Goals Made

Game 5vs. Kent State, 1994
Season 21in 1994

Most Points, Two Teams

Game 151vs. Findlay, 1921
100vs. Memphis, 2015
98vs. Wisconsin, 2005
95vs. Ball State, 1994

FIRST DOWNS

Total First Downs

Game 39at Purdue, 2015
Season 389in 2015

Rushing

Game 23vs. Kent, 1998
.....vs. Akron, 1998, vs. Kent, 1971
Season 165in 2003

Passing

Game 22at Purdue, 2015
Season 211in 2015

Penalty

Game 6vs. Fresno State, 1991
.....vs. Akron, 1999
.....vs. Miami, 2016
Season 34in 2015

FUMBLES

Total Fumbles

Game 8vs. Marshall, 1969
.....Defiance, 1956
Season 39in 1977

Lost

Game 5vs. Marshall, 1969
.....Miami, 1950
Season 24in 1978

Recovered

Game 6vs. Ohio, 1977
Season 27in 1952

Fewest Lost

Season 1 (NCAA Record)in 1996

PENALTIES

Most Penalties

Game 15at UMass, 2012
Season 123in 2015

Yards

Game 155vs. South Dakota, 2017
Season 1,123in 2015

PUNTING

Total Punts

Game 14vs. Ohio, 1947
Season 82in 2014

Yards Punting

Game 593vs. Central Michigan, 1990
Season 3,497in 2014

Punting Average

Game 60.5vs. Ball State, 2014
Season 46.1in 1990

PUNT RETURNS

Total Returns

Game 10vs. Central Michigan, 1950
Season 37in 1964

Yards

Game 159vs. Quantico Marines, 1967
Season 434in 1967

KICKOFF RETURNS

Total Returns

Game 9vs. TCU, 1988
.....at Michigan, 2010
Season 66in 2010

Yards

Game 223at West Virginia, 2011
Season 1,213in 2010

INTERCEPTIONS

Most Interceptions

Game 7vs. Xavier, 1946
Season 24in 1983 and 1948

Return Yards

Game 195vs. Toledo, 1948
Season 496in 1948

TOTAL DEFENSE

Fewest Plays

Game 32vs. Northern Iowa, 1947
Season 467in 1963



RECORD BOOK • TEAM RECORDS

RECORD BOOK

Fewest Yards Total Offense Allowed

Game 15.....vs. Defiance, 1956
Season 1151.....in 1983

Fewest First Downs Allowed

Game 3.....vs. Defiance, 1956
Season 88.....in 1955

RUSHING DEFENSE

Fewest Attempts

Game 19.....vs. Northern Illinois, 1998
Season 316.....in 1962

Fewest Net Yards Allowed

Game -64.....vs. Miami, 2005
Season 788.....in 1962

Fewest Rushing First Downs Allowed

Game 1.....vs. Defiance, 1956
Season 55.....in 1956

PASSING DEFENSE

Fewest Completions Allowed

Game 0.....vs. Kent State, 1988
vs. Texas-Arlington, 1975
vs. Dayton, 1965
vs. Baldwin-Wallace, 1954
Season 45.....in 1955

Fewest Passing Yards Allowed

Game 0.....vs. Kent State, 1988
vs. Texas-Arlington, 1975
vs. Dayton, 1965
vs. Baldwin-Wallace, 1954
Season 553.....in 1955

Fewest Passing First Downs Allowed

Game 0.....vs. Ohio, 1999
vs. Akron, 1993
vs. Kent State, 1988
vs. Texas-Arlington, 1975
vs. Dayton, 1965
vs. Ohio, 1963
vs. Defiance, 1956
vs. Baldwin-Wallace, 1954
Season 25.....in 1955

Miscellaneous Individual Records

* Most Consecutive Games With Reception: 45, Ronnie Redd (1991-94); 37, Mark Szlachcic (1989-92) and Stan Hunter (1982-85)

* Most Consecutive Games Catching a TD Pass: 8, Freddie Barnes (2009)

* Most Consecutive Games With An Interception: 6, Martin Bayless (last 4 games of 1981, first two games of 1982); 4, Tony Everhart (1994), Tony McCorvey (1988) and Dick Wagoner (1966)

* Most Consecutive Games Rushing For 100 yards: 5, Fred Durig, 1951; 5, Travis Greene, 2013

* Most Touchdowns (Season/Passing & Running): 50, Matt Johnson, 2015

* Touchdown/Interception Ratio: Omar Jacobs, 41/4, 2004 (NCAA Record)

Miscellaneous Team Records

* Longest Winning Streak: 18 games, Nov. 8, 1958 to Nov. 5, 1960; one season: 11, 1985

* Longest Losing Streak: 8, 1997-98 (last five of 1997 - first three of 1998); one season: 6, 1935

* Most Takeaways (season): 41, 1948

* Fewest Touchdowns Allowed (season (since 1947)): 8, 1955 and 1957

* Most Times Scored 30 Or More Points (season): 11, 2015

* Most Consecutive Games Scoring 30 Or More Points (season): 9, 2004

* Most Times Scored 50 Or More Points (season): 5, 2004

Brian McClure





RECORD BOOK • THE LAST TIME/LONGEST PLAYS

RECORD BOOK

- A BG Player Returned a Kickoff for a Touchdown**
Clint Stephens (96 yards), vs. Ball State, Nov. 28, 2014
- An Opposing Player Returned a Kickoff for a Touchdown**
James Oliphant (97 yards), vs. UMass, Oct. 28, 2006
- A BG Player Returned a Punt for a Touchdown**
Ryan Burbrink (75 yards), vs. VMI, Sept. 6, 2014
- An Opposing Player Returned a Punt for a Touchdown**
William Likely (85 yards), at Maryland, Sept. 12, 2015
- A BG Player Returned an Interception for a Touchdown**
Brandon Harris (63 yards), at Ohio State, Sept. 3, 2016
- An Opposing Player Returned an Interception for a TD**
Mike Brown (Miami), 79 yards, Nov. 13, 2019
- A BG Player Returned a Fumble for a Touchdown**
Caleb Biggers (100 yards), vs. Central Mich., Oct. 19, 2019.
- An Opposing Player Returned a Fumble for a TD**
Brand Williams (69 yards), vs. Buffalo, Nov. 23, 2018
- A BG Player Returned a Blocked Punt for a Touchdown**
Herve Coby (29 yards), vs. VMI, Sept. 6, 2014
- An Opposing Player Returned a Blocked Punt for a TD**
Jared Patterson (Buffalo), Sept. 9, 2006
- A BG Player Rushed for 200 or more yards**
Willie Geter vs. Kent State, October 20, 2007 (22/203)
- An Opponent Rushed for 200 or more yards**
Jaret Patterson (Buffalo), Nov. 29, 2019 (26/298)
- A BG Player Had Three Interceptions in a Game**
Janssen Patton vs. Northern Illinois, Oct. 25, 2003
- An Opposing Player Had Three Interceptions in a Game**
Jamie Silva (Boston College), Oct. 6, 2007
- Two BG Players Rushed for 100 or more yards in a Game**
Andrew Clair (121)
Josh Cleveland (117), at Miami, Oct. 7, 2017
- Three BG Players Rushed for 100 or more yards in a Game**
Fred Coppet (160)
Josh Cleveland (109)
Donovan Wilson (107), vs. Buffalo, Nov. 25, 2016
- Two BG Players had 100 or more receiving yards**
Gehrig Dieter (136)
Roger Lewis (102), vs. Ohio, Nov. 4, 2015
- Three BG Players had 100 or more receiving yards in a Game**
Roger Lewis (148)
Ryan Burbrink (132)
Ronnie Moore (109), vs. UMass, Sept. 27, 2014
- A BG player had a safety**
Andrew Bench vs. Morgan State, Aug. 29, 2019

LONGEST TOUCHDOWN RUN

Yards	Name/Opponent.....	Year
96	Anthon Samuel vs. Miami.....	2011
95	Matt Domer at Ball State.....	2015
93	Mike McGee vs. Central Michigan.....	1987
89	Mike McGee vs. Ball State.....	1987
88	P.J. Pope vs. Western Michigan.....	2004

LONGEST NON-SCORING RUN

Yards	Name/Opponent.....	Year
78	B.J. Lane vs. Ball State.....	2003
71	Chris Bullock vs. Akron.....	2009
69	Fred Coppet vs. Ball State.....	2014
65	Andy Sahn vs. Kansas.....	2002
64	Jeff Davis vs. Richmond.....	1984

LONGEST TOUCHDOWN PASS

Yards	Name/Opponent.....	Year
96	Mark Miller to Dave Dudley vs. San Diego State.....	1976
94	Eric Smith to Ronald Heard vs. Ohio.....	1988
94	Matt Johnson to Roger Lewis vs. Memphis.....	2015
92	Matt Johnson to Ryan Burbrink, vs. Kent State.....	2013
91	Josh Harris to Charles Sharon vs. Kent State.....	2003

LONGEST NON-SCORING PASS

Yards	Name/Opponent.....	Year
78	Bob Niemet to Robert Redd vs. Akron.....	1998
77	Josh Harris to James Hawkins vs. Purdue.....	2003
76	Matt Schilz to Kamar Jorden vs. Miami.....	2010
74	Vern Wireman to Bob Zimpfer vs. Utah State.....	1969
69	Mark Miller to John Park vs. Tenn.-Chattanooga.....	1977
69	James Morgan to Scott Miller vs. Ohio.....	2017

LONGEST KICKOFF RETURN

Yards	Name/Opponent.....	Year
96*	Clint Stephens vs. Ball State.....	2014
94*	BooBoo Gates vs. Pittsburgh.....	2013
94*	Leon Weathersby vs. Western Michigan.....	1997
93*	B.J. Lane vs. Ball State.....	2004
93*	Roger Reynolds vs. Kent.....	1961

LONGEST PUNT RETURN

Yards	Name/Opponent.....	Year
100*	Courtney Davis vs. Kent.....	1996
91*	Richard Lowry vs. Grosse Ile.....	1942
86*	Bob Zimpfer vs. Ball State.....	1968
80*	BooBoo Gates vs. Rhode Island.....	2012
79*	Charles Sharon vs. Southeast Missouri.....	2004
79	Corey Partridge vs. Temple.....	2005

LONGEST PASS INTERCEPTION

Yds.	Name/Opponent.....	Year
90*	Rodney Lash vs. Toledo.....	1948
88	Julius Livas vs. Miami.....	1971
85*	Dernard Turner.....	2015
82	BooBoo Gates vs. Ohio.....	2013
82*	Robert Lorenzi vs. Buffalo.....	2010

LONGEST PUNT

Yds.	Name/Opponent.....	Year
95	Macs Leitman vs. Bluffton.....	1928
82	Joseph Davidson at Toledo.....	2016
81	Brian Schmiedebusch vs. Idaho.....	2011
81	Cris Shale vs. Ohio.....	1990
79	Joseph Davidson at Ohio.....	2016
79	Nick Iovinelli vs. Pittsburgh.....	2008
79	Jim Phelps vs. Toledo.....	1982

LONGEST FIELD GOAL

Yds.	Name/Opponent.....	Year
60	Derek Schorejs vs. Toledo.....	1995
56	Gehad Youssef vs. Western Michigan.....	1983
52	Tyler Tate at Western Kentucky.....	2014
52	Tyler Tate vs. Northern Illinois.....	2013
52	Shaun Suisham vs. Ohio.....	2004
52	Derek Schorejs vs. Akron.....	1995

*resulted in a touchdown



2021 BGSU FOOTBALL

12 MAC CHAMPIONSHIPS | 13 BOWL GAME APPEARANCES

RECORD BOOK • ANNUAL LEADERS

PASSING

Year	Name	Comp.	Att.	Pct.	Yds.	Int.	TD	Pass Eff.
2020	Matt McDonald	54	123	43.9	712	6	1	85.5
2019	Grant Loy	115	204	56.4	1137	11	6	102.10
	Darius Wade	74	130	56.9	751	3	3	108.40
2018	Jarret Doege	242	389	62.2	2660	27	12	136.39
2017	James Morgan	96	212	45.3	1260	7	9	102.61
	Jarret Doege	120	188	63.8	1381	12	3	143.41
2016	James Morgan	183	326	56.1	2082	15	16	116.78
2015	Matt Johnson	383	569	67.3	4946	8	46	164.19
2014	James Knapke	280	483	58.0	3173	12	15	118.43
2013	Matt Johnson	237	369	64.2	3467	7	25	161.71
2012	Matt Schilz	228	413	55.2	2585	12	14	113.16
2011	Matt Schilz	245	412	59.5	3024	13	28	137.24
2010	Matt Schilz	229	377	60.7	2223	14	8	109.80
2009	Tyler Sheehan	373	575	64.9	4051	7	27	137.11
2008	Tyler Sheehan	267	400	66.8	2610	9	20	133.56
2007	Tyler Sheehan	303	476	63.7	3264	11	23	132.58
2006	Anthony Turner	144	252	57.1	1596	5	11	120.80
2005	Omar Jacobs	195	321	60.7	2591	7	26	150.92
2004	Omar Jacobs	309	462	66.9	4002	4	41	167.20
2003	Josh Harris	325	494	65.8	3813	27	12	143.80
2002	Josh Harris	198	353	56.1	2425	11	19	125.33
2001	Josh Harris	81	133	60.9	1022	3	9	143.27
	Andy Sahn	122	198	61.6	1326	10	11	126.10
2000	Andy Sahn	123	244	50.4	1490	9	8	105.15
1999	Ricky Schneider	95	181	52.5	1121	9	11	114.62
	Andy Sahn	77	152	50.7	1088	3	7	122.03
1998	Bob Niemet	68	144	47.2	949	7	9	113.48
	Ricky Schneider	55	103	53.4	649	4	4	111.37
1997	Bob Niemet	133	256	52.0	1723	8	8	112.55
	Ricky Schneider	50	104	48.1	605	3	1	94.35
1996	Bob Niemet	83	191	43.5	1129	9	6	94.05
1995	Ryan Henry	90	177	50.8	938	12	6	92.99
	Bob Niemet	62	135	45.9	733	8	4	89.46
1994	Ryan Henry	174	293	59.4	2368	11	25	147.92
1993	Ryan Henry	169	325	49.2	2242	9	14	115.88
1992	Erik White	195	344	56.7	2380	17	17	121.22
1991	Erik White	323	185	57.3	2204	10	17	125.76
1990	Erik White	127	262	48.5	1386	12	5	90.04
1989	Rich Dackin	215	394	54.6	2679	11	18	121.18
1988	Eric Smith	104	184	56.5	1306	8	6	118.21
	Rich Dackin	73	155	47.1	775	9	0	77.49
1987	Rich Dackin	189	330	57.3	2211	16	13	116.86
1986	Rich Dackin	114	194	58.8	1197	8	5	110.85
	Eric Smith	108	56	51.9	537	8	1	81.87
1985	Brian McClure	226	371	60.9	2674	16	18	128.85
1984	Brian McClure	263	414	63.5	2951	13	21	133.86
1983	Brian McClure	298	466	63.9	3264	16	16	127.25
1982	Brian McClure	113	176	64.2	1391	13	8	130.82
	Dayne Palsgrove	44	86	51.2	554	3	4	113.64
1981	Dayne Palsgrove	79	153	51.6	732	7	3	89.14
	Greg Taylor	36	66	54.5	304	5	1	83.08
1980	Greg Taylor	43	77	55.8	562	3	3	122.22
	Dave Endres	31	66	47.0	430	6	4	103.51
1979	Mike Wright	104	210	49.5	1148	13	8	95.63
1978	Mike Wright	134	259	51.7	1852	12	14	120.37
1977	Mark Miller	164	285	57.6	2103	12	12	125.00
1976	Mark Miller	126	245	51.4	1839	13	13	121.38
1975	Mark Miller	98	187	52.4	1252	6	4	109.28
1974	Mark Miller	67	134	50.0	725	7	4	94.85
1973	Reid Lampport	70	161	43.5	1084	12	7	99.48
1972	Joe Babics	23	57	40.3	338	4	2	87.70
	Reid Lampport	28	89	31.5	430	6	3	69.68
1971	Reid Lampport	71	154	46.1	1006	12	7	100.38
1970	Vern Wireman	60	174	34.5	622	15	3	52.96



RECORD BOOK • ANNUAL LEADERS

PASSING (CONT.)

Year	Name	Comp.	Att.	Pct.	Yds.	Int.	TD	Pass Eff.
1969	Vern Wireman	147	281	52.4	1666	12	15	111.19
1968	P.J. Nyitray	144	78	54.2	898	4	5	112.46
	Vern Wireman	128	65	50.8	769	7	8	110.94
1967	P.J. Nyitray	73	164	44.5	846	8	6	90.15
1966	P.J. Nyitray	38	79	48.1	431	1	2	99.75
1965	Dwight Wallace	34	66	51.5	425	2	1	104.54
1964	Jerry Ward	57	114	50.0	726	-	-	-
1963	Jerry Ward	59	127	46.5	858	-	-	-
1962	Tony Ruggiero	29	60	48.3	393	-	-	-
1961	Jim Potts	47	91	51.6	712	7	-	120.12
1960	Jim Potts	44	71	62.0	662	4	-	161.56
1959	Bob Colburn	60	111	54.1	788	5	6	122.52
1958	Bob Colburn	46	87	52.9	685	2	4	129.83
1957	Don Nehlen	36	70	51.4	499	4	-	-
1956	Don Nehlen	26	49	53.1	362	6	-	-
1955	Jim Bryan	45	64	70.3	770	3	6	192.94
1954	Bill Bradshaw	21	53	39.6	414	7	-	-
	Jim Bryan	15	45	33.3	198	4	-	-
1953	Bill Bradshaw	48	126	38.1	865	13	8	96.08
1952	Bill Lyons	71	134	53.0	915	11	12	123.48
1951	Rex Simonds	36	95	37.9	506	6	9	101.26
1950	Rex Simonds	23	79	29.1	319	10	4	54.42
1949	Rod Lash	29	79	36.7	599	6	10	126.98
1948	Max Minnich	19	38	50.0	405	1	9	212.42
1947	Ennis Walker	31	83	37.3	476	12	6	80.46



2021 BGSU FOOTBALL

12 MAC CHAMPIONSHIPS | 13 BOWL GAME APPEARANCES

RECORD BOOK • ANNUAL LEADERS

RECORD BOOK

RUSHING

Year	Name	Att	Yds	Avg	TD	Year	Name	Att	Yds	Avg	TD
2020	Terion Stewart	37	295	8.0	4	1956	Vic DeOrio	149	816	5.5	-
2019	Bryson Denley	111	544	4.9	4	1955	Carlos Jackson	86	505	5.9	2
2018	Andrew Clair	135	702	5.2	5	1954	John Ladd	81	266	3.3	-
2017	Josh Cleveland	147	793	5.4	4	1953	Bill Bradshaw	110	236	2.1	2
2016	Fred Coppet	204	1,030	5.0	8	1952	Fred Durig	181	858	4.7	9
2015	Travis Greene	223	1,299	5.8	15	1951	Fred Durig	214	1,444	6.7	9
2014	Travis Greene	180	949	5.3	12	1950	Richard Pont	111	627	5.6	3
2013	Travis Greene	279	1,594	5.7	11	1949	Jack Woodland	133	694	5.2	6
2012	Anthon Samuel	202	998	4.9	11	1948	Jack Woodland	108	522	4.8	5
2011	Anthon Samuel	144	844	5.9	5	1947	Jack Woodland	102	536	5.3	1
2010	Willie Geter	197	793	3.6	6						
2009	Willie Geter	176	705	4.0	9						
2008	Anthony Turner	89	400	4.5	5						
2007	Anthony Turner	106	519	4.9	9						
2006	Chris Bullock	160	769	4.8	4						
2005	B.J. Lane	139	677	4.9	10						
2004	P.J. Pope	178	1,098	6.2	15						
2003	P.J. Pope	191	1,005	5.3	10						
2002	Joe Alls	122	801	6.6	4						
2001	Josh Harris	126	614	4.9	8						
2000	John Gibson	155	514	3.3	3						
1999	Joe Alls	117	592	5.1	4						
1998	Godfrey Lewis	163	753	4.6	2						
1997	Robbie Hollis	151	492	3.3	3						
1996	Courtney Davis	229	767	3.3	5						
1995	Keylan Cates	220	910	3.9	7						
1994	Keylan Cates	184	803	4.4	10						
1993	Zeb Jackson	237	1,016	4.0	6						
1992	Zeb Jackson	169	792	4.3	4						
1991	LeRoy Smith	271	937	3.3	9						
1990	George Johnson	104	449	4.1	4						
1989	LeRoy Smith	161	564	3.5	3						
1988	Mike McGee	146	538	3.5	6						
1987	Shawn Daniels	121	423	3.5	3						
1986	Jeff Davis	180	825	4.3	8						
1985	Bernard White	221	949	4.3	18						
1984	Bernard White	247	1,036	4.2	15						
1983	Darryl Story	166	724	4.4	6						
1982	Chip Otten	157	673	4.3	8						
1981	Bryant Jones	253	1,051	4.2	7						
1980	Bryant Jones	174	806	4.6	4						
1979	Kevin Folkes	163	696	4.3	3						
1978	Dave Windatt	118	608	5.2	2						
1977	Dan Saleet	137	572	4.2	0						
1976	Dave Preston	248	989	4.0	8						
1975	Dan Saleet	194	1,114	5.7	6						
1974	Dave Preston	324	1,414	4.4	19						
1973	Paul Miles	250	1,030	4.1	11						
1972	Paul Miles	243	1,024	4.2	7						
1971	Paul Miles	274	1,185	4.3	7						
1970	Julius Livas	109	279	2.6	5						
1969	Issac Wright	96	344	3.5	-						
1968	Fred Mathews	207	733	3.6	-						
1967	Bob Zimpfer	128	538	4.2	-						
1966	Dave Cranmer	81	374	4.6	-						
1965	Stew Williams	145	616	4.3	-						
1964	Stew Williams	109	609	5.6	-						
1963	Jay Cunningham	128	539	4.2	-						
1962	Don Lisbon	94	481	5.1	-						
1961	Russ Hepner	137	637	4.6	-						
1960	Don Lisbon	99	605	6.1	-						
1959	Chuck Comer	53	361	6.8	-						
1958	Bob Ramlow	140	779	5.6	-						
1957	Bob Ramlow	108	492	4.6	-						



RECORD BOOK • ANNUAL LEADERS

RECEIVING

Year	Name	Rec.	Yds	Avg	TD	Year	Name	Rec.	Yds	Avg	TD
2020	Quintin Morris	20	248	12.4	0	1957	Ray Reese	12	185	15.4	-
2019	Quintin Morris	55	649	11.8	4	1956	Ray Reese	12	183	15.3	-
2018	Scott Miller	71	1148	16.2	9	1955	Jack Hecker	29	556	19.2	-
2017	Scott Miller	63	722	11.5	4	1954	Jack Hecker	12	274	22.8	-
2016	Scott Miller	74	968	13.1	10	1953	Jim Ladd	31	473	15.3	-
2015	Roger Lewis	85	1,544	18.2	16	1952	Jim Ladd	43	632	14.7	-
2014	Roger Lewis	73	1,093	15.0	7	1951	Jim Ladd	16	236	14.8	-
2013	Shaun Joplin	54	908	16.8	3	1950	Doug Mooney	8	36	4.5	-
2012	Chris Gallon	54	720	13.3	6	1949	Robert Schnelker	20	434	21.7	-
2011	Kamar Jordan	78	1,089	14.0	12	1948	Robert Schnelker	14	243	17.4	-
2010	Kamar Jordan	96	1,109	11.6	4	1947	Max Minnich	12	224	18.7	-
2009	Freddie Barnes	155	1,770	11.4	19						
2008	Corey Partridge	58	562	9.7	7						
2007	Freddie Barnes	82	962	11.7	9						
2006	Corey Partridge	55	658	12.0	3						
2005	Charles Sharon	74	1,028	13.9	6						
2004	Cole Magner	77	746	9.7	6						
2003	Cole Magner	99	1,138	11.5	10						
2002	Robert Redd	83	973	11.7	9						
2001	Robert Redd	72	884	12.3	9						
2000	David Bautista	69	915	13.3	3						
1999	Kurt Gerling	53	775	14.5	5						
1998	Kurt Gerling	34	656	19.3	6						
1997	Damron Hamilton	52	777	14.9	3						
1996	Damron Hamilton	29	465	16.0	3						
1995	Eric Starks	32	433	13.5	3						
1994	Ronnie Redd	48	831	17.3	10						
1993	Rameir Martin	56	876	15.6	5						
1992	Mark Szlachcic	62	834	13.5	7						
1991	Mark Szlachcic	65	943	14.5	8						
1990	Mark Szlachcic	46	582	12.7	2						
1989	Ronald Heard	51	916	18.0	7						
1988	Reggie Thornton	41	589	14.4	3						
1987	Reggie Thornton	47	698	14.9	4						
1986	Gerald Bayless	34	300	8.8	2						
1985	Stan Hunter	55	761	13.8	7						
1984	Bernard White	56	400	7.1	0						
1983	Mark Dowdell	70	679	9.7	5						
1982	Shawn Potts	50	841	16.8	8						
1981	Shawn Potts	31	391	12.6	2						
1980	Dan Shetler	20	310	15.5	2						
1979	Dan Shetler	37	502	13.6	3						
1978	Jeff Groth	56	874	15.6	8						
1977	Jeff Groth	39	693	17.8	6						
1976	Jeff Groth	33	598	18.1	4						
1975	Dave Dudley	25	338	13.5	1						
1974	John Boles	25	291	11.6	2						
1973	Roger Wallace	37	587	15.9	3						
1972	Roger Wallace	16	242	15.1	2						
1971	Rick Newman	25	443	17.7	2						
1970	Bill Pittman	21	235	11.2	0						
1969	Bob Zimpfer	48	785	16.3	7						
1968	Eddie Jones	49	716	14.6	2						
1967	Eddie Jones	30	374	12.5	5						
1966	Eddie Jones	40	525	13.1	1						
1965	Dave Cranmer	16	180	11.3	1						
1964	Jay Cunningham	14	174	12.4	-						
1963	Tom Sims	12	177	14.8	-						
	Tom Reicosky	12	169	14.1	-						
1962	Jay Cunningham	13	259	19.9	-						
1961	Russ Hepner	14	187	13.4	-						
1960	Clarence Mason	14	191	13.6	-						
1959	Bernie Casey	18	264	14.7	-						
1958	Bernie Casey	16	310	19.4	-						



2021 BGSU FOOTBALL

12 MAC CHAMPIONSHIPS | 13 BOWL GAME APPEARANCES

RECORD BOOK • ANNUAL LEADERS

SCORING

Year	Name	TDs	FG	PAT	2-Pt.	Total
2020	Terion Stewart	4	0	0	0	24
2019	Bryson Denley	7	0	0	0	42
2018	Scott Miller	9	0	0	0	54
2017	Jake Suder	0	18	32	0	86
2016	Jake Suder	0	9	35	0	62
	Scott Miller	10	0	0	1	62
2015	Travis Greene	17	0	0	0	102
2014	Tyler Tate	0	23	45	0	114
2013	Tyler Tate	0	18	59	0	113
2012	Anthon Samuel	12	0	0	0	72
2011	Kamar Jordan	12	0	0	0	72
2010	Willie Geter	7	0	0	0	42
2009	Freddie Barnes	21	0	0	0	126
2008	Sinisa Vrvilo	0	9	41	0	68
2007	Sinisa Vrvilo	0	15	47	0	92
2006	Freddie Barnes	11	0	0	0	66
2005	Steve Sanders	15	0	0	0	90
2004	P.J. Pope	21	0	0	0	126
2003	Shaun Suisham	0	16	56	0	104
2002	Josh Harris	22	0	0	2	134
2001	Robert Redd	10	0	0	0	60
2000	Mike Knapp	0	10	15	0	45
1999	Jason Strasser	0	13	27	0	66
1998	Jason Strasser	0	11	31	0	64
1997	Jason Strasser	0	8	23	0	47
1996	Courtney Davis	7	0	18	0	42
1995	Derek Schorejs	0	12	24	0	60
1994	Brian Leaver	0	21	42	0	105
1993	Brian Leaver	0	10	17	0	47
1992	Brian Leaver	0	8	33	0	57
1991	Mark Szlachcic	9	0	0	2	58
1990	Todd Powell	0	9	13	0	40
1989	Jason Zeller	0	16	23	0	71
1988	Jason Zeller	0	8	17	0	41
1987	Jason Zeller	0	13	22	0	61
1986	Jeff Davis	8	0	0	0	48
1985	Bernard White	19	0	0	0	114
1984	Bernard White	15	0	0	0	90
1983	Gehad Youssef	0	16	29	0	77
1982	Gehad Youssef	0	10	25	0	55
1981	Bryant Jones	8	0	0	0	48
1980	John Spengler	0	9	20	0	47
1979	Mike Wright	10	0	0	1	62
1978	Mike Wright	10	0	0	1	62
1977	Jeff Groth	9	0	0	0	54
1976	Dave Preston	8	0	0	0	48
1975	Dave Preston	14	0	0	1	84
1974	Dave Preston	19	0	0	0	114
1973	Paul Miles	11	0	0	0	66
1972	Paul Miles	7	0	0	0	42
1971	Jerry Fields	11	0	0	0	66

ALL-PURPOSE YARDS

Year	Name	Rush	Rec.	PR	KOR	FIR	Total
2020	Bryson Denley	146	0	0	412	0	558
2019	Bryson Denley	544	267	0	413	0	1,224
2018	Scott Miller	16	1148	19	0	0	1,183
2017	Andrew Clair	725	129	0	330	0	1,184
2016	Scott Miller	0	968	19	336	0	1,323
2015	Roger Lewis	0	1,544	0	0	0	1,544
2014	Ronnie Moore	129	690	0	424	0	1,243
2013	Travis Greene	1,594	155	0	0	0	1,749
2012	Anthon Samuel	998	198	0	0	0	1,196
2011	Kamar Jordan	0	1089	0	0	0	1,089
2010	Tyrone Pronty	17	502	0	729	0	1,248
2009	Freddie Barnes	78	1770	117	0	0	1,965
2008	Corey Partridge	1	562	172	10	0	745
2007	Freddie Barnes	11	962	7	15	0	995
2006	Chris Bullock	769	119	0	11	0	899
2005	Charles Sharon	26	1028	271	170	0	1495
2004	P.J. Pope	1,098	490	0	15	0	1,603
2003	Cole Magner	87	1138	10	357	0	1,592
2002	Robert Redd	8	973	209	0	0	1,190
2001	Robert Redd	-2	884	385	12	0	1,279
2000	David Bautista	21	915	0	84	0	1,020
1999	Joe Alls	592	59	25	269	0	945
1998	Godfrey Lewis	753	31	0	0	0	784
1997	Leon Weathersby	193	45	0	669	0	907
1996	Courtney Davis	767	147	225	286	0	1,425
1995	Keylan Cates	866	29	0	107	0	1,002
1994	Ronnie Redd	108	831	204	379	0	1,522
1993	Zeb Jackson	952	138	0	214	0	1,304
1992	Mark Szlachcic	11	834	139	0	0	984
1991	Mark Szlachcic	4	943	163	0	0	1,110
1990	LeRoy Smith	409	247	0	0	0	656
1989	Ronald Heard	15	916	0	0	0	931
1988	Reggie Thornton	28	589	0	576	0	1,193
1987	Reggie Thornton	31	698	0	425	0	1,154
1986	Jeff Davis	782	210	0	0	0	992
1985	Bernard White	949	228	0	0	0	1,177
1984	Bernard White	1,036	400	0	0	0	1,436
1983	Darryl Story	724	239	0	380	0	1,343
1982	Chip Otten	673	223	63	278	0	1,237
1981	Bryant Jones	1,051	80	0	0	0	1,131
1980	Bryant Jones	806	80	0	0	0	886
1979	Kevin Folkes	696	84	0	0	0	780
1978	Jeff Groth	62	874	28	8	0	964
1977	Jeff Groth	145	693	61	178	0	1,077
1976	Dave Preston	989	140	0	0	0	1,129
1975	Dan Saleet	1,114	190	0	0	0	1,294
1974	Dave Preston	1,414	24	0	0	0	1,438
1973	Paul Miles	1,030	41	0	0	0	1,071
1972	Paul Miles	1,024	31	0	0	0	1,056
1971	Paul Miles	1,285	30	0	0	0	1,215
1970	Bill Pittman	142	235	178	532	0	1,009
1969	Bob Zimpfer	15	785	247	81	0	1,128
1968	Fred Mathews	797	133	14	56	0	936
1967	Bob Zimpfer	538	128	379	384	0	1,429
1966	Joe Souliere	0	0	138	416	55	609
1965	Stew Williams	616	47	0	0	0	663

(FIR - fumble and interception return yardage)



RECORD BOOK • ANNUAL LEADERS

RECORD BOOK

TACKLES

Year	Name	Solo	Ast	Total
2020	Darren Anders	25	30	55
2019	Kholbe Coleman	48	55	103
2018	Brandon Harris	76	55	131
2017	Fred Garth	58	37	95
2016	Trent Greene	54	57	111
2015	Austin Valdez	58	86	141
2014	Gabe Martin	54	61	115
2013	D.J. Lynch	42	43	85
2012	Gabe Martin	40	30	70
2011	Dwayne Woods	57	54	111
2010	Dwayne Woods	50	84	134
2009	Cody Basler	29	56	85
2008	P.J. Mahone	53	42	95
2007	Erique Dozier	43	69	112
2006	Terrel White	64	37	101
2005	Terrel White	56	44	100
2004	Jovon Burkes	30	61	91
2003	Keon Newson	78	46	124
2002	Chris Haneline	52	43	95
2001	Khary Campbell	47	32	79
2000	Khary Campbell	54	41	95
1999	Chad Long	81	30	111
1998	Joe O'Neill	60	35	95
1997	Kevin O'Neill	73	60	133
1996	Kevin O'Neill	48	72	120
1995	Kevin O'Neill	62	72	134
1994	Vince Palko	55	65	120
1993	Vince Palko	65	76	141
1992	Artie Mangham	76	78	154
1991	Mike Calcagno	74	67	141
1990	Keith Pace	64	42	106
1989	Larry Lambright	85	47	132
1988	Kyle Kramer	76	67	143
1987	Kyle Kramer	75	64	139
1986	Paul Schweitzer	90	60	150
1985	Troy Dawson	57	96	153
1984	Troy Dawson	24	133	157
1983	Mark Emans	36	97	133
1982	Terry Gyetvai	76	55	131
1981	Larry Stratton	71	48	119
1980	Todd Gates	62	34	96
1979	John Fitzpatrick	61	49	110
1978	Mike Calleson	81	59	140
1977	Mike Callesen	71	89	160
1976	Jeff Smith	45	97	142
1975	Dave Brown	36	111	147
1974	Jim Reynolds	31	85	116
1973	John Villapiano	49	70	119
1972	John Villapiano	-	-	160
1971	Rich Duetemeyer	83	80	163
1970	Bob Simmons	48	93	141



2021 BGSU FOOTBALL

12 MAC CHAMPIONSHIPS | 13 BOWL GAME APPEARANCES

RECORD BOOK • ANNUAL LEADERS

RECORD BOOK

INTERCEPTIONS

Year	Name	No.	Yds.	Avg.	TDs	Year	Name	No.	Yds.	Avg.	TDs
2020	N/A	-	-	-	-	1969	Honester Davidson	5	98	19.6	-
2019	Brandon Perce	2	1	0.5	0		Lawrence Kelly	5	25	5.0	-
2018	Marcus Milton	3	20	6.7	0	1968	Rick Perrin	4	80	20.0	-
2017	Marcus Milton	3	47	15.7	0		Jerry Machovina	4	58	14.5	-
	Clint Stephens	3	0	0.0	0	1967	Joe Pearce	6	99	16.5	-
2016	Jamari Bozeman	3	5	1.7	0	1966	Dick Wagoner	6	66	11.0	-
2015	Alfonso Mack	6	71	11.8	0	1965	Arch Tunnell	5	-	-	-
2014	Nick Johnson	5	63	12.6	0						
2013	BooBoo Gates	2	116	58.0	0						
	Ryland Ward	2	32	16.0	0						
2012	Jude Adjei-Barimah	4	25	6.2	0						
2011	BooBoo Gates	2	65	32.5	0						
2010	Keith Morgan	3	23	7.7	0						
2009	Roger Williams	4	17	4.2	0						
2008	Kenny Lewis	4	22	5.5	0						
2007	P.J. Mahone	7	220	31.4	1						
2006	Kenny Lewis	4	13	1.0	0						
2005	Jelani Jordan	6	66	11.0	0						
2004	Keon Newson	6	107	17.8	2						
2003	Janssen Patton	7	84	12.0	0						
2002	Janssen Patton	3	52	17.3	1						
2001	Janssen Patton	4	4	1.0	0						
2000	Janssen Patton	4	89	22.3	1						
1999	Karl Rose	2	34	17.0	0						
1998	Junior Williams	2	0	0.0	0						
1997	Shaun Rice	1	12	12.0	0						
	Joe O'Neill	1	13	13.0	0						
	Chioke Bradley	1	0	0.0	0						
1996	Chioke Bradley	3	34	11.3	0						
1995	Steve Ayers	3	28	9.3	1						
	Orlando Rogers	3	14	4.7	0						
1994	Tony Everhart	5	64	12.8	0						
1993	George Johnson	3	55	18.3	1						
1992	Joe Bair	7	51	7.3	0						
1991	Dave Bielinski	4	58	14.5	0						
1990	Dave Bielinski	6	63	10.5	0						
1989	Mike Holmes	2	23	11.5	0						
	Dave Bielinski	2	0	0.0	0						
1988	Tony McCorvey	7	33	4.7	0						
1987	Erik Johnson	2	27	13.5	0						
	Ray Southard	2	12	6.0	0						
	John Hunter	2	8	4.0	0						
	Jack Coppess	2	2	1.0	0						
	Kyle Kramer	2	1	0.5	0						
1986	Kyle Kramer	5	25	5.0	0						
1985	Melvin Marshall	4	83	20.8	2						
1984	Troy Dawson	5	9	1.8	0						
1983	Martin Bayless	10	64	6.4	0						
1982	Martin Bayless	5	87	17.4	0						
1981	Martin Bayless	7	53	7.6	1						
1980	Martin Bayless	5	60	12.0	0						
1979	John Fitzpatrick	2	23	11.5	0						
1978	Bob Cummins	5	45	9.0	0						
1977	Greg Kampe	4	47	11.8	-						
1976	Bob Cummins	4	53	13.3	-						
1975	Art Thompson	5	36	7.2	-						
1974	Dave Turner	4	32	8.0	-						
1973	Art Thompson	3	48	16.0	-						
1972	Gary Seeman	5	27	5.4	0						
1971	Julias Livas	4	-	-	-						
1970	Art Curtis	3	56	18.7	-						
	Laurie Kelly	3	52	17.3	-						



RECORD BOOK • ANNUAL LEADERS

PUNT RETURNS (based on number of returns)

Year	Name	No.	Yds.	Avg.	TDs
2020	Jake Rogers	6	32	5.3	0
2019	Jake Rogers	15	82	5.5	0
2018	Marcus Milton	12	77	6.4	0
2017	Marcus Milton	10	104	8.0	0
2016	Will Watson	10	79	7.9	0
2015	Ryan Burbrink	11	51	4.6	0
2014	Ryan Burbrink	13	127	9.8	1
2013	Ryan Burbrink	12	103	8.6	1
2012	Ryan Burbrink	19	170	8.9	0
2011	Eugene Cooper	17	102	6.0	0
2010	Eugene Cooper	19	219	11.5	2
2009	Freddie Barnes	12	117	9.8	0
2008	Corey Partridge	19	172	9.1	0
2007	Zach Charles	10	41	4.1	0
2006	Corey Partridge	14	120	8.6	0
2005	Charles Sharon	25	271	10.8	0
2004	Charles Sharon	24	282	11.8	1
2003	Charles Sharon	31	274	8.8	0
2002	Robert Redd	31	209	6.7	0
2001	Robert Redd	35	385	11.0	1
2000	Chad Long	23	139	6.0	0
1999	Robert Redd	24	128	5.3	0
1998	Robert Redd	15	101	6.7	0
1997	Terry Loville	31	211	6.8	0
1996	Courtney Davis	17	225	13.2	1
1995	Courtney Davis	14	274	19.6	0
1994	Ronnie Redd	26	204	7.8	0
1993	Ronnie Redd	19	192	10.1	0
1992	Mark Szlachcic	16	139	8.7	0
1991	Mark Szlachcic	20	163	8.2	0
1990	Bobby Green	11	54	4.9	0
1989	Allen Smith	10	51	5.1	0
1988	Mark Bongers	8	42	5.3	0
1987	Ray Redd	21	218	10.4	0
1986	Ken Rankin	13	84	6.5	0
1985	Ken Rankin	12	64	5.3	0
1984	Ken Rankin	21	114	5.4	0
1983	Chip Otten	26	63	2.4	0
1982	Chip Otten	26	63	2.4	0
1981	Chip Otten	21	140	6.7	0
1980	Dan Shetler	13	69	5.3	0
1979	Dan Shetler	13	94	7.2	0
1978	Jeff Groth	6	28	4.7	0
1977	Jeff Groth	5	61	12.2	1
1976	Jeff Groth	5	106	21.2	1
1975	Steve Kuehl	15	86	5.7	0
1974	Tom Moriarty	23	159	6.9	1
1973	Bill Pittman	21	137	6.5	0
1972	Art Thompson	2	15	7.5	0
1971	Bill Pittman	26	134	5.2	0
1970	Bill Pittman	18	178	9.9	0
1969	Bob Zimpfer	25	247	9.9	0
1968	Bob Zimpfer	24	332	13.8	1
1967	Bob Zimpfer	23	379	16.5	-
1966	Joe Souliere	17	138	8.1	1
1965	Joe Souliere	17	277	16.3	1

KICKOFF RETURNS (based on number of returns)

Year	Name	No.	Yds.	Avg.	TDs
2020	Bryson Denley	15	412	27.5	0
2019	Bryson Denley	19	413	21.7	0
2018	Ra'veion Hargrove	25	430	17.2	0
2017	Matt Wilcox	21	517	24.6	0
2016	Scott Miller	19	336	17.7	0
2015	Scott Miller	24	457	19.0	0
2014	Clint Stephens	21	505	24.0	1
2013	Ronnie Moore	14	289	20.6	0
	BooBoo Gates	10	306	30.6	1
2012	BooBoo Gates	19	369	19.4	0
2011	BooBoo Gates	38	981	25.8	1
2010	Tyrone Pronty	38	729	19.2	0
2009	Roger Williams	44	925	21.0	0
2008	Kenny Lewis	23	561	24.4	0
2007	Roger Williams	39	954	24.5	1
2006	Tyrone Pronty	10	177	17.7	0
2005	B.J. Lane	17	289	17.0	0
2004	B.J. Lane	20	462	23.1	1
2003	Cole Magner	18	357	19.8	0
2002	Martez Johnson	18	400	22.2	0
2001	Joe Alls	13	350	26.9	0
2000	Joe Alls	19	371	19.5	0
1999	Steve Holmes	21	396	18.9	0
1998	Steve Holmes	19	359	18.9	0
1997	Leon Weathersby	30	669	22.3	1
1996	Courtney Davis	15	286	19.1	0
1995	Courtney Davis	14	274	19.6	0
1994	Ronnie Redd	16	379	23.7	0
1993	Zeb Jackson	8	214	26.8	0
1992	Eric McGhee	14	269	19.2	0
1991	Terry Wilson	15	344	22.9	0
1990	Terry Wilson	11	252	22.9	0
1989	Terry Wilson	19	362	19.1	0
1988	Reggie Thornton	28	576	20.6	0
1987	Reggie Thornton	23	425	18.5	0
1986	Darryl Story	30	661	22.0	0
1985	Joe Boxley	19	385	20.3	0
1984	Joe Boxley	15	339	22.6	0
1983	Darryl Story	19	380	20.0	0
1982	Chip Otten	13	278	21.4	0
1981	Chip Otten	8	169	21.1	0
1980	Chip Otten	11	236	21.5	0
1979	Shawn Potts	19	325	17.1	0
1978	Dave Cassel	26	450	17.4	0
1977	Willie Matthews	20	353	17.7	0
1976	Steve Kuehl	17	422	24.8	0
	Jeff Groth	17	282	16.6	0
1975	Steve Kuehl	16	334	20.9	0
1974	Steve Kuehl	15	309	20.6	0
1973	Dave Preston	17	374	22.0	0
1972	Hal Thomas	5	155	31.0	0
1971	Tony Bell	13	345	26.5	0
1970	Bill Pittman	22	532	24.2	0
1969	Honester Davidson	15	353	23.5	0
1968	Honester Davidson	8	168	21.0	-
1967	Bob Zimpfer	18	384	21.3	-
1966	Joe Souliere	17	416	24.5	1
1965	Joe Souliere	7	136	19.4	-



2021 BGSU FOOTBALL

12 MAC CHAMPIONSHIPS | 13 BOWL GAME APPEARANCES

RECORD BOOK • ALL-TIME ASSISTANT COACHES

RECORD BOOK

Addazio, Louie - (TE) 2019
 Albers, Jeff - (GA) 1989
 Anderson II, Kevin - (GA) 2014
 Azzanni, Zach (GA) 2001-02 (WR) 03-06
 Babich, Bob - (ILB) 1991
 Baggett, Charlie - (DE) 1978 (OB) 79-80
 Banks, Tim - (GA) 1996 (RB) 99 (DB) 00
 Batson, Joey - (S&C) 1990-91
 Battershell, Carl - (OL) 1973-74 (OT/TE) 75-76
 Beckholt, Steve - (DC/DE/LB) 1977 (DC/LB) 78
 Beckman, Tim - (S) 1998 (DC/AHC) 99-04
 Bellard, Bruce - (AFRC) 1948 (FR) 49-50 (AC) 51-54; 56
 Benavidez, Eddie - (GA) 2016
 Bettcher, James - (DA) 2006
 Bird, Stephen - (WR/ST) 2007-08
 Bowers, John - (LB/REC) 2001-02 (DE) 03 (S) 04-05
 Brandon, Gregg - (AHC/OC) 2001-02
 Brewster, Michael - (OGA) 2019
 Bridge, Jim - (GA) 1993 (TE) 2000
 Brock, Matt - (ST/N) 2016 (ST/LB) 17
 Brown, Jahmal (GA) 2011-13
 Bush, Jack - (RB) 1991-92
 Butler, Charles - (AC/OL) 1977-79
 Campbell, Erik - (PC/WR) 2019-21
 Campbell, Matt - (GA) 2003-04 (OL) 07 (OL/RGC) 08
 Campenni, Julian - (DL) 2019-21
 Carney, Mark - (WR) 2009-13
 Cartwright, Kit - (S) 1979-83
 Chismar, Ron - (FR) 1970 (OC) 71-73
 Collis, Jim - (QB) 1995
 Cooks, Johnny - (DE) 1975
 Cornell, John - (GA) 1997
 Cox, Bud - (LI) 1939-40 (AC) 41
 Coyer, Larry - (DB) 1973
 Creason, Forrest - (FR) 1951-54
 Cunningham, Bruce - (GA) 1990-91 (ILB) 92-93
 Dawson, Dino - (RB) 1994-95 (WR) 96-00
 Dempsey, Rey - (OL) 1971-72
 Dengler, Andy - (GA) 1988-89
 Dennis, Chad - (S&C) 2018
 Denstorff, Rick - (TE/RC) 1996 (DL/RC) 97 (DL) 98-99
 Devine, Steve - (C/G) 1980-82
 DiMuzio, T.J. - (GA) 2009-10 (AOP) 11-12
 Doege, Seth - (REC) 2016-17 (ST/REC) 18
 Dowdle, Clint - (OPS) 2009-12
 Downard, Ryan - (OPS) 2016 (S) 17
 Dudley, Robert - (AC) 1956; 59-60; 67-68 (OB) 69-70
 Duncan, Scott - (OL) 1983-85
 Dunham, Vernon - (AC) 1949-51
 Durkin, Bill (OL) 2010-13
 Durkin, D.J. - (GA) 2001-02 (DE) 05 (ST/LB) 06
 Ebersbach, David - (OPS) 2006-07
 Edwards, Marcus - (GA) 2012-13
 Eliano, Perry - (ASC/DC/S) 2016 (ASC/DC) 17
 Elko, Mike (DC/S) 2009-13
 Faragalli, Michael - (OC/QB/WR) 1991 (OC/QB) 92-94; 96-99
 Ferraro, Paul - (DC/SEC) 1991-95 (AHC/DC/ILB) 96-98
 Feyrer, Steven - (GA) 1987-88
 Finley, Dave - (DT/MG) 1976
 Fisher, Garry - (GA) 2003

Fitch, Todd - (GA) 1988 (WR/TE) 90
 Freeman, Tom - (DL) 2014 (AOL/TE) 15
 Garver, Andy - (DL) 1986-88 (OLB/ST) 89-90
 Gaylord, Jack - (GA) 1990
 Gilbert, Sterlin - (COC/QB) 2014
 Gibson, Robert - (AC) 1956; 59-60
 Gomes, DeJon - (CB) 2018
 Gonzales, Billy - (WR) 2001-02
 Gregory, Bruce - (VAC) 1986-87 (WR) 93-95
 Gonzaga, Adam - (SEC) - 2007-08
 Gunlock, William - (AC) 1956
 Haergaves, Vernon - (LB) 2007
 Hamby, Stephen - (OL) 2016-18
 Haneline, Chris - (GA) 2004
 Harbaugh, Jack - (AC) 1968 (DB) 69-70
 Harrah, Alan - (GA) 1990
 Heacock, Jim - (DL) 1978 (DC/DL) 79-80 (AHC/DC/DL) 81 (AHC/DC/DE) 82
 Hedden, Chris - (RB) 2019 (TE) 20 (OL) 21
 Henderson, Tyler - (DGA) 2019
 Hevesy, John - (T/TE) 2001-02
 Hicks, LaMarcus - (SEC) 2018-19
 Hillmann, Aaron (S&C) 2001-09
 Hockman, Ryan - (GA) 1995
 Hoffner, Jim - (QB) 2008
 Hoke, Jon - (SEC) 1984-86
 Hood, Jay - (GA) 1986-87
 Hourigan, Brandon (S&C) 2011-13
 Hudak, Dan - (AFRC) 1954
 Hudson, Ron - (OL) 2000
 Huettel, Alex - (GA) 2016-17
 Humes, Kurt - (OLB) 1987-88 (DC/ILB) 89-90
 Hunter, John - (RB/RC) 2006-13
 Jackson, Carlos - (OC) 1968-74
 Jacobs, Mike - (C/G) 1975-76
 James, Vic - (GA) 1993
 Jacques, Russ - (SEC) 1976-77
 Jenkins, Brian - (RB) 2000
 Jones, James - (GA) 1997
 Joseph, Vance - (CB) 2004
 June, Cato - (RGC/OLB) 21
 Kappas, Chris - (DGA) 2011-12
 Karchner, Evan - (DGA) 2018
 Kaufman, Tom - (ST/LB) 2014 (ST/DL) 15
 Killough, Clint - (GA) 2017
 Kilmer, Kevin - (COC/WR) 2016-18
 Kisselle, Tom - (AC) 1967-68 (DE/LB) 69-71
 Knecht, Lamar - (AFRC) 1940
 Kormazis, Mike - (AFRC) 1940
 Kuhns, Russ - (GA) 2005-06
 Landis, Paul - (AC) 1926-32; 34 (FR) 38-39
 Lea, Clark - (LB) 2012
 Leiman, Robert - (AFRC) 1947 (GAFR) 48
 Lewis, Eric - (CB) 2020 (DC/CB) 2021
 Lewis, Sean - (WR) 2014 (COC/QB) 15
 Ligashesky, Bob - (OLB) 1991-95 (OLB/ST) 96-98 (AHC/LB/ST) 99 (ST/S) 21
 Lovett, John - (DC/LB/DB) 2005-06
 Lowe, Max - (G/C) 1990
 Lucas, Tony - (GA) 2010
 Lynch, Mike - (RB) 2014 (COC/OL/RB) 15
 Maag, Charles - (ALC) 1946

ABC – Assistant Backfield Coach	DC – Defensive Coordinator	N – Nickles Coach	RC – Recruiting Coordinator
AC – Assistant Coach	DE – Defensive Ends Coach	OAC – Offensive Assistant Coach	RGC – Run Game Coordinator
AFRC – Assistant Freshman Coach	DGA – Defensive Graduate Assistant	OB – Offensive Backs Coach	REC – Receivers Coach
AHC – Assistant Head Coach	DL – Defensive Line Coach	OC – Offensive Coordinator	S – Safeties Coach
ALC – Assistant Line Coach	DPP – Director of Player Personnel	OGA – Offensive Graduate Assistant	S&C – Strength and Conditioning Coach
AOL – Assistant Offensive Line Coach	FR – Freshman Coach	OL – Offensive Line Coach	SAC – Student Assistant Coach
AOP – Assistant Director of Operations	G – Offensive Guards Coach	OLB – Outside Linebackers Coach	SEC – Secondary Coach
ASC – Associate Head Coach	GA – Graduate Assistant	OPS – Director of Operations	ST – Special Teams Coach
B – Backs Coach	GAFR – Graduate Assistant Frosh Coach	OT – Offensive Tackles Coach	T – Tackles Coach
C – Centers Coach	IHC – Interim Head Coach	OWR – Outside Wide Receivers Coach	TE – Tight Ends Coach
CB – Cornerbacks Coach	ILB – Inside Linebackers Coach	PC – Passing Game Coordinator	VAC – Volunteer Assistant Coach
COC – Co-Offensive Coordinator	K – Kicking Coach	PTA – Part-time Assistant	WR – Wide Receivers Coach
DA – Defensive Assistant Coach	LB – Linebackers Coach	QB – Quarterbacks Coach	
DAID – Defensive Aid	LI – Line Coach	QC – Quality Control Coach	
DB – Defensive Backs Coach	MG – Middle Guards Coach	RB – Running Backs Coach	



RECORD BOOK • ALL-TIME ASSISTANT COACHES

Mallory, William - (AC) 1959-60
 Mallone, Mike - (GA) 2005
 Malone, Terry - (TE/AOL) 1986 (TE/OT) 87-88 (OL) 89 (OT/TE) 90-93 (OT/TE/RC) 94 (OC/OT/TE) 95 (OC/OL) 2019-20 (OC/RB) 21
 Mangili, Mike - (ILB) 1986 (SEC) 87-90
 Marsh, Fred - (FR) 1940-41; 46-48
 Marshall, Vincent - (GA) 2014-15
 Martz, Tim - (GA) 2008-09
 Maskill, Bill - (SEC) 1974
 Mattox, Matt - (COC/OL) 2014
 McCall, Mick - (QB) 2003-06 (OC) 07
 McCloud, Kim - (DC) 2014 (AHC/WR) 15
 McConnell, Tim - (WR) 1981-82 (DC) 83 (DC/LB) 84-85
 McDaniel, Larry - (DL) 2011-13
 McDonell, John - (OL) 2009
 Melvin, Deion - (LB) 2007-08
 Merb, Roger - (OC) 1974-75
 Mickens, Mike - (CB) 2014-17
 Miller, Jesse - (GA) 1999-00
 Miller, Josh - (OGA) 2018
 Miller, Mark - (WR) 1983-85 (WR/QB) 86 (OC/QB/WR) 87-88 (WR/TE) 89
 Miller, William - (GA) 1990-91
 Monroe, Nick - (DB) 2010-15
 Morrison, Benny - (LB) 2016
 Morrison, Shannon - (DC/SEC) 2009
 Morrison, Steve - (ASC/LB) 2019-20-21
 Morton, Jason - (OAC) 2007
 Moses, Wayne - (OB) 1981-83
 Muellich, George - (AC) 1941-45 (LI) 46-47 (AC) 48-54
 Mulbah, Asil - (GA) 2009-11; 13
 Mullen, Dan - (QB) 2001-02
 Murray, Mark - (OL) 1996 (OT/TE) 97-99
 Nehlen, Don - (AC) 1967
 Neviasser, Rob - (LB) 2013
 Nimitz, Jim - (GA) 1989
 Nosal, Greg - (RB) 2020 (TE) 21
 Oddo, Rocco - (GA) 1992
 Oliver, Reggie - (RB) 1984-88 (OC/QB) 89 (OC/RB) 90
 Olson, Ben - (GA) 2014-15
 Pace, Ian - (OAC) 2009-12
 Padron, Andy - (COC/QB) 2016-18
 Passinault, Tom - (GA) 1990-91
 Passy, Olivia - (OPS) 2019
 Pelini, Carl - (DC/IHC) 2018
 Phillips, Doug - (DL) 2007 (DL/RC) 08-09
 Pifer, Dan - (RC) 2018
 Pinkel, Gary - (TE/WR) 1977-78
 Pusateri, Tony - (DL/K/ST) 1991-95
 Quarless, Jan - (DL) 1983 (DE) 84 (OL) 85
 Rasmussen, Mike - (OC/RB) 1977-79 (OC/WR) 80
 Reicosky, Tom - (AC) 1967 (FR) 68-69
 Reublin, Bob - (AHC/OL) 1986-88 (AHC/DL) 89-90
 Riesen, Pete - (B) 1976 (AOL) 77 (DL) 82 (DAID) 83 (DL) 84
 Rock, Brian - (GA) 1986
 Rooze, Brandon - (OGA) 2019
 Roper, John - (GA) 2016
 Rothenbuhler, Troy - (TE/RC) 2003-06 (AHC) 07-08
 Ruehl, Jim - (FR) 1956 (AC) 59-60; 67-68 (DC) 69-71
 Ruggiero, Warren - (OC/QB) 2009-13

Russo, Mario - (DE/DT) 1972 (DC) 73-75
 Salon, Adam - (GA) 2007 (OPS) - 08
 Scheier, Adam (ST/TE) 2009-13 (IHC) 13
 Schembechler, Bo - (FR) 1955
 Schlosser, Merle - (AC) 1954
 Schmidt, Ed - (DL) 1985
 Schoonover, Jacob - (LB) 2018 (ST/S) 19-20
 Schwieterman, Gus - (DGA) 2018-19
 Seamonson, Alan - (ST/LB) 2000
 Seeliger, Scott - (DE) 1979 (OT/TE) 80-82 (OC) 83-84 (AHC/G/C) 91-95
 Sexton, Collin - (OPS) 2017-18
 Shay, Derek - (GA) 2014
 Sherman, Brian - (GA) 1996 (G/C) 97-99
 Simmons, Bob - (WR) 1976
 Slutak, Dennis - (OPS) 2013
 Smerz, Jim - (GA) 1987
 Smith, Devon - (DPP) 2019
 Smith, Mark - (PTA) 1984 (DL) 85
 Solomon, Gerry - (LB) 1979-82
 Sowder, Andrew - (DPP) 2014 (OWR) 15
 Spagnuolo, Steve - (SEC) 1996-97
 Spencer, Sean - (ST/DT) 2009-10
 Springer, Dennis - (RB) 2003-05 (DB) 06
 Stadler, Alex - (GA) 2013
 Strahm, Dale - (FR) 1971 (LB) 72-75 (LB/DC) 76
 Strand, Andy - (GA) 1998-99
 Studrawa, Greg (G/C) 2001-02 (OC) 03-06
 Telander, Steve - (ILB) 1994-95 (DL) 96
 Thigpen, Tommy (CB) 2001-02
 Thompson, Doug - (GA) 1954
 Thompson, Larry - (DE) 1976
 Tolbert, Kevin - (S&C) 2019
 Tranquill, Gary - (DB) 1971 (DC/DB) 72
 Turner, Bobby - (GA) 2017
 Uzelac, Elliot - (AC) 1968 (OC) 69-70
 Vanderlinden, Ron - (TE) 1979
 VanGorder, Brian - (DC) 2019-20
 Wagner, Luke - (GA) 2016-17
 Walenzak, Dean - (GA) 1992-93
 Walton, Tim - (RB) 1996-98 (SEC) 99
 Ward, Brian - (DC/LB) 2015 (IHC) 15
 Ward, Mike - (S&C) 1992-99 (DL) 00-06 (DC) 07-08
 Warner, Max - (QB) 2019-21
 Watson, Stan - (GA) 2008, (OLB) 09-11
 White, Marcus - (DL) 2016-17 (RB) 18
 Whittaker, James - (ABC) 1946 (AFRC) 47 (SAC) 48 (AC) 49-50
 Wilks, Steven - (DB) 2003
 Williams, Jimmy (DL) 2018
 Williams, Kenny - (QC/RC) 2016 (QC) 17
 Wilson, Brad (GA) - 2007
 Wittke, Roy (OPS) 2014 (RC) 15
 Wood, John - (GA) 2000
 Wolfe, Bob - (OL) 1986 (DE/ILB) 87-88 (RB) 89
 Yates, Billy - (S&C) 2016-17
 Young, James - (FR) 1959
 Young, Nick - (QC/RC) 2016 (RC) 17 (OGA) 18
 Young, Richard - (AC) 1959 (FR) 60; 67

ABC – Assistant Backfield Coach
 AC – Assistant Coach
 AFRC – Assistant Freshman Coach
 AHC – Assistant Head Coach
 ALC – Assistant Line Coach
 AOL – Assistant Offensive Line Coach
 AOP – Assistant Director of Operations
 ASC – Associate Head Coach
 B – Backs Coach
 C – Centers Coach
 CB – Cornerbacks Coach
 COC – Co-Offensive Coordinator
 DA – Defensive Assistant Coach
 DAID – Defensive Aid
 DB – Defensive Backs Coach

DC – Defensive Coordinator
 DE – Defensive Ends Coach
 DGA – Defensive Graduate Assistant
 DL – Defensive Line Coach
 DPP – Director of Player Personnel
 FR – Freshman Coach
 G – Offensive Guards Coach
 GA – Graduate Assistant
 GAFR – Graduate Assistant Frosh Coach
 IHC – Interim Head Coach
 ILB – Inside Linebackers Coach
 K – Kicking Coach
 LB – Linebackers Coach
 LI – Line Coach
 MG – Middle Guards Coach

N – Nickles Coach
 OAC – Offensive Assistant Coach
 OB – Offensive Backs Coach
 OC – Offensive Coordinator
 OGA – Offensive Graduate Assistant
 OL – Offensive Line Coach
 OLB – Outside Linebackers Coach
 OPS – Director of Operations
 OT – Offensive Tackles Coach
 OWR – Outside Wide Receivers Coach
 PC – Passing Game Coordinator
 PTA – Part-time Assistant
 QB – Quarterbacks Coach
 QC – Quality Control Coach
 RB – Running Backs Coach

RC – Recruiting Coordinator
 RGC – Run Game Coordinator
 REC – Receivers Coach
 S – Safeties Coach
 S&C – Strength and Conditioning Coach
 SAC – Student Assistant Coach
 SEC – Secondary Coach
 ST – Special Teams Coach
 T – Tackles Coach
 TE – Tight Ends Coach
 VAC – Volunteer Assistant Coach
 WR – Wide Receivers Coach



2021 BGSU FOOTBALL

12 MAC CHAMPIONSHIPS | 13 BOWL GAME APPEARANCES

RECORD BOOK • HONORS

RECORD BOOK

Academic All-Americans

1969.....Lawrence Kelly, DB (Third Team)
 1974.....John Boles, WR (Second Team)
 1975.....John Boles, WR (First Team)
Joe Russell, LB (Second Team)
 1976.....Dave Preston, TB (Second Team)
 1986.....Mike Otten, FB (Second Team)
 1988.....Pat Jackson, LB (Second Team)
 1989.....Pat Jackson, LB (First Team)
 1990.....Pat Jackson, TE (First Team)
 1992.....Bob Dudley, DL (Second Team)
 1993.....Bob Dudley, DL (Second Team)
 2003.....Craig Jarrett, TE (Second Team)
 2005.....Mike Thaler, DL (Second Team)
 2014.....Tyler Tate, K (First Team)
 2015.....Joseph Davidson, P (Second Team)
 2016.....Joseph Davidson, P (First Team)
 2017.....Joseph Davidson, P (Second Team)

NCAA Post Grad Scholarship

1976.....Dave Preston, TB
 1977.....Mark Miller, QB
 1990.....Pat Jackson, TE

National Football Foundation Post Graduate Scholarship

1977.....Mark Wichman, OL

Academic All-MAC

(first team selections)

1965.....Heath Wingate, C
 1966.....Frank Harpold, T
Heath Wingate, C
Jim Perry, HB
 1967.....Ernest George, T
Jim Perry, HB
 1968.....Al Silva, G
Lawrence Kelly, DB
 1969.....Lawrence Kelly, DB
 1970.....Lawrence Kelly, DB
Don Plusquellic, QB
 1971.....Don Plusquellic, QB
Garry Schaefer, DB
 1972.....Dave McMichael, C
Hal Watz, QB
 1973.....Joe Russell, LB
Hal Watz, QB
Dave McMichael, T
 1974.....John Boles, WR
Joe Russell, LB
 1975.....John Boles, WR
Dave Preston, TB
 1976.....Dave Preston, TB
Dave Dudley, WR
Greg Kampe, DB
 1977.....Greg Kampe, DB
Dave Dudley, WR
Mark Miller, QB
Mark Wichman, OT
 1978.....Mike Wright, QB
Mike Callesen, LB
 1979.....Mike Callesen, LB
Jac Tomasello, DB
 1980.....Chip Otten, TB
Dan Shetler, WR
 1981.....Dave Hagaman, OT
Dayne Palsgrove, QB
Larry Stratton, DE
 1982.....Chip Otten, TB
Dave Hagaman, OT
Larry Stratton, DE
Joe Prchlik, DL
 1983.....Joe Kastl, OL
Larry Stratton, DL
 1984.....Joe Prchlik, DL
 1985.....Rick Neiman, QB
 1986.....Eric Smith, QB
Mike Otten, FB
 1987.....Kyle Kramer, DB
Mike Otten, FB
Eric Smith, QB

1988.....Pat Jackson, LB
Kyle Kramer, DB
Eric Smith, QB
 1989.....Pat Jackson, LB
Brett Landman, TE
 1990.....Pat Jackson, TE
Brett Landman, TE
Todd Powell, PK
 1991.....Brett Landman, TE
Chris Henwood, OL
Todd Powell, PK
Bob Dudley, DL
Ryan Hunter, OL
 1992.....Matt Foley, OL
Chris Henwood, OL
Bob Dudley, DL
Joe Bair, DB
 1993.....Bob Dudley, DL
Vince Palko, LB
Matt Foley, OL
Cal Bowers, OL
Steve Rodriguez, DB
Lee Boyer, LB
 1994.....Cal Bowers, OL
Brian Leaver, PK
Jason Peters, OL
Dave Bruhowzki, DL
Vince Palko, LB
 1995.....Cal Bowers, OL
Dave Bruhowzki, DL
 1996.....Dave Bruhowzki, DL
Kevin O'Neill, LB
 1997.....Kevin O'Neill, LB
 2002.....Chris Haneline, LB
 2003.....Craig Jarrett, TE
 2005.....Jonathan Culp, OL
Terrill Mayberry, DB
Mike Thaler, DL
 2006.....Kory Lichtensteiger, OL
 2007.....Kory Lichtensteiger, OL
Kevin Huelsman, OL
Drew Nystrom, OL
 2008.....Cody Basler, LB
Craig Rutherford, LS
Jimmy Scheidler, TE
 2009.....Cody Basler, LB
Jimmy Scheidler, TE
Craig Rutherford, LS
 2013.....Chief Kekuewa, C
Tyler Beck, TE
Tyler Tate, K
Chris Pohlman, FB
Ronnie Mack, DL
 2014.....Zac Bartman, LB
Joseph Davidson, P
Logan Dietz, OL
Ryan Hunter, OL
Nate Locke, LB
Gabe Martin, LB
Monti Phillips, LB
Christian Piazza, OL
Chris Pohlman, TE
Clay Rolf, TE
Paul Senn, LB
Ben Steward, OL
Tyler Tate, K
 2015.....Zac Bartman, LB
Terrance Bush, DL
Joseph Davidson, P
Logan Dietz, OL
Ryan Hunter, OL
Nate Locke, LB
Alfonso Mack, DB
Trevor Roop, DB
Ben Steward, OL
Tyler Tate, K
Donovan Wilson, RB
 2016.....Zac Bartman, LB
Jamari Bozeman, DB
Terrance Bush, DL
Clark Clancy, OL

.....Joseph Davidson, P
Ryan Hunter, OL
Robert Jackson, DB
Nico Lautanen, OL
Nate Locke, LB
Blake Lucky, LB
James Morgan, QB
Trevor Roop, WR
Ben Steward, OL
 2017.....Caleb Bright, OL
Clark Clancy, OL
Joseph Davidson, P
Ryan Hunter, OL
Cam Jefferies, DB
Nate Locke, LB
Grant Loy, QB
James Morgan, QB
Trevor Roop, WR
Gabe Skrobot, LS
 2018.....Caleb Bright, OL
James Carolan, LS
Colin DeBord, WR
Derek Downs, OL
Zach Dziengelewski, OL
John Kurtz, OL
Grant Loy, QB
Matt Naranjo, P
Gabe Skrobot, LS
 2019.....Caleb Bright, OL
James Carolan, LS
Derek Downs, OL
Jevon Henderson, DL
Jack Kramer, OL
Nico Lautanen, DL
Grant Loy, QB
Presley Motes, TE
Jordan Murphy, DL
Matt Naranjo, P
Nate Needham, K
Gabe Skrobot, LS

MAC Distinguished Scholar Athlete

2014.....Zac Bartman, LB
Joseph Davidson, P
Nate Locke, LB
Gabe Martin, LB
Chris Pohlman, TE
Ben Steward, OL
Tyler Tate, K
 2015.....Joseph Davidson, P
Ryan Hunter, OL
Nate Locke, LB
Alfonso Mack, DB
Ben Steward, OL
Tyler Tate, K
 2016.....Zac Bartman, LB
Jamari Bozeman, DB
Joseph Davidson, P
Ryan Hunter, OL
Nate Locke, LB
James Morgan, QB
Trevor Roop, WR
Ben Steward, OL
 2017.....Clark Clancy, OL
Joseph Davidson, P
Ryan Hunter, OL
Nate Locke, LB
Trevor Roop, WR
 2018.....Gabe Skrobot, LS

College All-Stars

1960.....Bernie Casey, TB
 1962.....Bob Reynolds, OT
 1971.....Phil Villapiano, DE
 1972.....Tony Bell, DB

All-American Bowl

1959.....Bob Zimpfer, T
 1960.....Jerry Colaner, G
 1962.....Bob Reynolds, T

North-South Bowl

1959.....Bob Zimpfer, T

Senior Bowl

1961.....Jerry Croft, T
 1966.....Mike Weger, DB
 1971.....Phil Villapiano, DE
 2003.....Josh Harris, QB
 2007.....Kory Lichtensteiger, OL
 2021.....Quintin Morris, TE

East-West Shrine Classic

1960.....Bernie Casey, TB
 1973.....Tony Bell, DB
 1975.....Steve Studer, C
 1978.....Jeff Groth, WR
 1985.....Brian McClure, QB
 1999.....Jason Strasser, WR
 2001.....Brandon Hicks, NG
 2002.....Dennis Wendel, OL
 2004.....Scott Mruzckowski, C
 2009.....Freddie Barnes, WR
 2017.....Joseph Davidson, P

Rotary Gridiron Classic

2001.....Brandon Hicks, NG

Blue-Gray Classic

1955.....Jack Hecker, E
 1956.....Jack Giroux, FB
 1961.....Jerry Croft, T
 1966.....Mike Weger, DB
 1970.....Phil Villapiano, DE
 1983.....Martin Bayless, DB
(Defensive Player of the Game)
 1986.....Gerald Bayless, TE
 1992.....Mark Szlachcic, WR
 1994.....Brian Leaver, PK

SPiRAL Tropical Bowl

2017.....Teo Redding, WR
 2018.....Scott Miller, WR

NFLPA Bowl

2018.....Montre Gregory

Canadian-American Bowl

1977.....Mark Miller, QB
 1978.....Dirk Abernathy, DB

Hula Bowl

2005.....P.J. Pope, RB

All-Ohio Shrine Classic

1972.....John Czerwinski, T
Earl Hargrove, MG
 1973.....John Jacquot, DT
Phil Polak, FB
Tom Hall, LB
 1974.....Joe Russell, LB
Nick Obrovac, OT
 1975.....Gene Jones, OT
Kevin Clayton, LB
Art Thompson, DB
 1976.....John Obrock, OT
Tommy Steele, OG
Steve Kuehl, LB
Dave Brown, MG

Las Vegas All-Star Classic

2005.....Charles Sharon, WR
Steve Sanders, WR

Rimington Award Finalist

2007.....Kory Lichtensteiger, OL

Fred Biletnikoff Award Finalist

2009.....Freddie Barnes

ABC/CBS Chevrolet Player of the Game

1972.....Phil Polak, FB vs. Miami



RECORD BOOK • HONORS

1972..... John Villapiano, LB vs. Miami
1977..... Mark Miller, QB vs. C. Michigan
1980..... Todd Gates, DT vs. C. Michigan
1982..... Chip Otten, TB vs. Miami
1992..... Artie Mangham, LB vs. Ohio State
2004..... Omar Jacobs, QB vs. Oklahoma

California Bowl Player of the Game

1982..... Chip Otten, TB vs. Fresno State
1982..... Jac Tomasello, DB vs. Fresno State
1985..... Greg Meehan, WR vs. Fresno State
1991..... Mark Szlachcic, WR vs. Fresno State

MAC Championship Game MVP

2013..... Matt Johnson, QB vs. N. Illinois
2015..... Travis Green, RB vs. N. Illinois

Motor City Bowl MVP

2003..... Josh Harris, QB vs. Northwestern

GMAC Bowl MVP

2004..... Omar Jacobs, QB vs. Memphis

GMAC Bowl Offensive MVP

2004..... Steve Sanders, WR vs. Memphis

GMAC Bowl Defensive MVP

2004..... Mitchell Crossley, DE vs. Memphis

GMAC Bowl Special Teams MVP

2004..... Shaun Suisham, K vs. Memphis
2007..... Roger Williams, KR vs. Tulsa

Humanitarian Bowl MVP

2009..... Freddie Barnes vs. Idaho

Camellia Bowl Bart Starr MVP

2014..... James Knapke vs. South Alabama

Columbus TD Club Sammy Baugh Award

1985..... Brian McClure, QB
2015..... Matt Johnson, QB

Columbus TD Club Paul Warfield Award

2015..... Roger Lewis, WR

MAC Vern Smith Leadership Award

1984..... Brian McClure, QB
1985..... Brian McClure, QB
1991..... Erik White, QB
1992..... Erik White, QB
2015..... Matt Johnson, QB

MAC Offensive Player of the Year

1983..... Brian McClure, QB
1984..... Brian McClure, QB
1985..... Brian McClure, QB
1991..... Erik White, QB
1992..... Erik White, QB
2004..... Omar Jacobs, QB
2015..... Matt Johnson, QB

MAC Defensive Player of the Year

1970..... Phil Villapiano, DE
1993..... Vince Palko, LB
1994..... Vince Palko, LB
2012..... Chris Jones, DT

MAC Lineman of the Year

1969..... Joe Green, NG

MAC Freshman of the Year

1982..... Brian McClure
1998..... Kurt Gerling
2011..... Anthon Samuel

MAC Coach of the Year

1982..... Denny Stolz
1985..... Denny Stolz
1991..... Gary Blackney
1992..... Gary Blackney
2001..... Urban Meyer

MAC Hall of Fame

1988..... Doyt Perry
1992..... Phil Villapiano
1994..... Don Nehlen

Ohio Collegiate Coach of the Year

1956..... Doyt Perry
1959..... Doyt Perry
1985..... Denny Stolz
1992..... Gary Blackney

Highest National Rankings

1985..... 19th, ESPN
..... 20th, AP
..... 22nd, CNN/USA Today
2002..... 16th, ESPN/USA Today
..... 20th, AP
2003..... 15th, AP
..... 20th, ESPN/USA Today
..... 16th, BCS
2004..... 25th, AP
..... 24th ESPN/USA Today

ALL-NW OHIO CONFERENCE

1922

F.G. Skibbie..... LE
Ralph Castner..... LG
Robert Younkin..... C
Solon Hesrick..... QB
Ernest Etoll..... LT (2nd)
Earl Leiter..... RG (2nd)
Carl Bachman..... RE (2nd)
Bert Ryder..... RH (2nd)
Caryle Kennedy..... G (HM)
Orville Raberding..... HB (HM)
Homer Moscoe..... HB (HM)
Al McMann..... FB (HM)

1926

Herb Fish..... LT
Ora Knecht..... RG
Macs Leitman..... HB
Hayden Olds..... FB
Harry Gwynn..... C (2nd)
Harry Crawford..... RE (2nd)
Byron Saneholtz..... QB (2nd)

1927

Herb Fish..... LT
Ora Knecht..... LG
Forrest Warner..... RG
Forrest Helvoight..... RT (2nd)
Macs Leitman..... HB (2nd)
Fred Carroll..... FB (2nd)

1928

Howard Filiere..... LE
Herb Fish..... LT
Chet Chapman..... LG
Benny Pencheff..... HB
Fred Carroll..... FB
Harry Gwynn..... C (2nd)
Forrest Helvoight..... RT (2nd)
Macs Leitman..... HB (2nd)

1929

Chet Chapman..... RE
Cliff Stevenson..... C
Howard Goldner..... LT
Harold Treece..... HB
George Evans..... RT (2nd)
Willard Ault..... LG (2nd)
Doyt Perry..... QB (2nd)

1930

Chet Chapman..... LT
Cliff Stevenson..... C
Fred Marsh..... RG
Doyt Perry..... QB
Harry Traub..... LG (2nd)
Kenneth Gill..... FB (2nd)

1931

Doyt Perry..... QB
Cliff Stevenson..... C
Harry Traub..... RT
Fred Marsh..... LG (2nd)
Don Stevenson..... RE (2nd)
John Orwick..... HB (2nd)

ALL-OHIO CONFERENCE

Legend

INS-International News Service
AP-Associated Press
UPI-United Press International
1-first team; 2-second team
3-third team; HM-honorable mention

1933

Carl Stephens..... T (INS-1)
Ford Murray..... QB (INS-HM)

1934

James Inman..... FB (INS-1)
John Ihnat..... T (INS-HM)
Robert Lewis..... HB (INS-HM)

1938

Edmund Siminski..... T (INS-3)
Lamar Knecht..... G (INS-3)

1939

Edmund Siminski..... T (INS-1)
Lamar Knecht..... G (INS-1)
Steve Brudzinski..... HB (INS-1)
Robert Barnett..... G (INS-HM)
George Madaras..... E (INS-HM)
Ed Wellner..... HB (INS-HM)
Charles Catanese..... FB (INS-HM)

1940

Steve Brudzinski..... QB (INS,AP-1)
Robert Barnett..... G (INS,AP-2)
Charles Catanese..... C (INS-2, AP-HM)
Emil Ihnat..... T (INS-HM)
Edward Wellner..... HB (INS-HM)

1941

Stanley Yoder..... HB (INS,AP,UPI-1)
Emil Ihnat..... T (AP,UPI-1,INS-3)
Edward Wellner..... HB (UPI,INS-2, AP-3)
Wayne Bordner..... E (INS,AP,UPI-3)
Dewey Johnson..... HB (AP,UPI,INS-HM)

ALL-OHIO

(all Ohio schools except Ohio State)
INS-International News Service
AP-Associated Press
UPI-United Press International
1-first team; 2-second team
3-third team; HM-honorable mention

1928

Chester Chapman..... G (INS-1)

1929

Chester Chapman..... E (INS-3)

1930

Chester Chapman..... T (INS-2)

1931

Harry Traub..... T (INS-2)
Cliff Stevenson..... C (INS-HM)
Doyt Perry..... QB (INS-HM)

1933

Carl Stephens..... T (INS-1)
Ford Murray..... QB (INS-3)

1934

James Inman..... FB (INS-HM)

1939

Edmund Siminski..... T (AP,INS,UPI-1)
Lamar Knecht..... G (AP-1, INS,UP-2)
Steve Brudzinski..... HB (AP,UPI-2, INS-HM)
Robert Barnett..... G (INS,AP-HM)
Charles Catanese..... FB (INS,AP-HM)
Carlton Riddle..... C (AP-HM)
Adolph Madaras..... E (AP-HM)
Edward Wellner..... HB (AP-HM)

1940

Steve Brudzinski..... HB (INS-1)
Robert Barnett..... G (INS,UPI-2)

1941

Stanley Yoder..... HB (AP,UPI-1, INS-2)

1942

Wayne Bordner..... E (UPI-2)

1943

Arthur Mergenthal..... T (INS,UPI-1)
Don Mohr..... E (UPI-1, INS-2)
Al DiMarco..... QB (INS-1, UPI-2)
Wayne Bordner..... E (INS-1, UPI-2)
Donald Harris..... G (INS-2)

1944

Don Mohr..... E (UP-1)
Brenton Kirk..... T (UP-2)

1945

James Knierim..... E (UP-2)
Patrick Mulvihill..... HB (UP-2)

1946

Max Minnich..... HB (AP-2)
Wayne Bordner..... E (AP-HM)

1947

Lester Rideout..... T (AP,INS-1)
Jack Woodland..... FB (AP-2, INS-3)
Wayne Bloker..... C (INS-3, AP-HM)
Vern Dunham..... E (INS-2)
Bruce Bellard..... G (AP-HM)

1948

Max Minnich..... HB (INS-1,AP-3)
Vern Dunham..... E (AP-1, INS-2)
Jack Woodland..... HB (AP,INS-HM)
Robert Schnelker..... E (AP-2)

1949

Robert Schnelker..... E (INS-1, AP-2)
Jack Woodland..... HB (INS-1, AP-2)



RECORD BOOK • HONORS

Willis Secor.....C (INS-3)
 Don Frail.....E (INS-HM)
 Ed Kuntz.....T (INS-HM)
 Fred Snell.....G (INS-HM)
 Leroy Silvani.....G (INS,AP-HM)
 Rodney Lash.....HB (INS-HM)

1951

Fred Durig.....FB (AP,INS-1)
 Ollie Glass.....C (AP-3)
 Lloyd Parkson.....T (AP-HM)

1952

James Ladd.....E (INS,AP-1)
 Fred Durig.....FB (INS,AP-1)

1953

James Ladd.....E (INS,AP,UPI-1)
 Bill Bradshaw.....QB (UPI-HM)
 Lester Green.....G (UPI-HM)

1954

Jack Hecker.....E (INS,AP-HM)
 Bill Bradshaw.....HB (INS,AP-HM)

1955

Jack Hecker.....E (AP,INS,UPI-1)
 Kenneth Russell.....T (INS,UPI-2)
 John Murnen.....G (AP,INS,UPI-HM)
 James Bryan.....QB (AP,INS,UPI-HM)
 Carlos Jackson.....HB
 (INS,UPI-2, AP-HM)
 Tom Kisselle.....E (UPI-HM)
 Fred Koch.....T (UPI-HM)
 Harold Peek.....C (UPI-HM)
 Vic DeOrio.....HB (UPI-HM)

1956

Kenneth Russell.....T (INS,UPI-1)
 John Murnen.....G (INS,UPI-1)
 Vic DeOrio.....HB (INS,UPI-1)
 Harold Peek.....C (INS-1, UPI-2)
 Jack Giroux.....FB (INS-1, UPI-2)
 Ed Janeway.....E (INS-2, UPI-HM)
 Karl Koepfer.....T (UPI-HM)
 Don Nehlen.....QB (UPI-HM)

1957

Larry Baker.....T (INS-1)
 Tim Murnen.....G (INS,UPI-1)
 Don Nehlen.....QB (INS,UPI-2)
 Vic DeOrio.....HB (INS-2)
 Ed Janeway.....E (INS,UPI-3)
 Karl Koepfer.....T (UPI-1, INS-2)

1958

Tom Colaner.....E (UPI-1)
 Bob Zimpfer.....T (UPI-1)
 Ray Reese.....G (UPI-1)
 Bob Colburn.....QB (UPI-1)
 Jerry Roberts.....E (UPI-HM)
 Larry Baker.....T (UPI-HM)
 Chuck Ramsey.....G (UPI-HM)
 Bob Ramlow.....HB (UPI-HM)

1959

Bob Zimpfer.....T (UPI-1)
 Bob Colburn.....QB (UPI-1)
 Chuck Ramsey.....G (UPI-2)
 Bernie Casey.....HB (UPI-2)
 Bob Bird.....T (UPI-HM)
 Jerry Dianiska.....FB (UPI-HM)

1960

Jerry Colaner.....G (UPI-1)

Don Lisbon.....HB (UPI-2)
 Ralph White.....T (UPI-3)
 Larry Smith.....E (UPI-HM)
 Bob Bird.....T (UPI-HM)
 Ron Williams.....C (UPI-HM)
 Bernie Casey.....HB (UPI-HM)

BGSU MVP

1927.....Forrest Warner, G
 1928.....Chet Chapman, G
 1929.....Harold Treece, HB
 1930.....Chet Chapman, T
 1931.....Clifford Stevenson, C
 1932.....Ford Murray, QB
 1933.....Carl Stephens, T
 1934.....Richard Wallace
 1935-38.....None selected
 1939.....Ed Siminski, T
 1940.....Steve Brudzinski, HB
 1941.....Stanley Yoder, HB
 1942.....Wayne Bordner, E
 1943.....Art Mergenthaler, V-12, T
 1944.....Al DiMarco, V-12, QB
 1945.....Patrick Mulvihill, V-12, HB
 1946.....Wayne Bordner, E
 1947.....Jack Woodland, FB
 1948.....Max Minnich, HB
 1949.....Jack Woodland, FB
 1950.....Richard Pont, HB
 1951.....Fred Durig, FB
 1952.....Fred Durig, FB
 1953.....Bill Bradshaw, QB
 1954.....Bill Bradshaw, QB
 1955.....Carlos Jackson, HB
 1956.....Jack Giroux, HB
 1957.....Tim Murnen, LB
 1958.....Harold Furcron, QB
 1959.....Bob Colburn, QB
 1960.....Jerry Colaner, G
 Don Lisbon, FB
 1961.....Jerry Croft, T
 1962.....Don Lisbon, HB
 Gary Sherman, G
 1963.....Jim Wisser, FB
 1964.....Jay Cunningham, HB
 1965.....Mike Weger, DB
 1966.....Mike Weger, DB
 1967.....Dave Seiter, DE
 1968.....Dennis Zolciak, LB
 1969.....Joe Green, MG
 1970.....Phil Villapiano, DE
 1971.....Paul Miles, TB
 1972.....Fred Sturt, G
 Phil Polak, FB
 Paul Miles, TB
 1973.....Paul Miles, TB
 1974.....Dave Preston, TB
 1975.....Dan Saleet, FB
 1976.....Mark Miller, QB
 1977.....Mark Miller, QB
 1978.....Jeff Groth, WR
 1979.....Mike Wright, QB
 1980.....Todd Gates, DT
 1981.....Craig Valentine, NT
 1982.....Andre Young, DT
 1983.....Martin Bayless, DB
 1984.....Brian McClure, QB
 1985.....Brian McClure, QB
 1986.....Paul Schweitzer, LB
 1987.....John Hunter, LB
 1988.....Kyle Kramer, DB
 1989.....Ronald Heard, WR
 1990.....Keith Pace, LB
 1991.....Erik White, QB
 1992.....Erik White, QB
 1993.....Vince Palko, LB
 1994.....Ryan Henry, QB
 1995.....Chad Bukey, OL
 1996.....Courtney Davis, TB
 1997.....Kevin O'Neill, LB

1998.....Junior Williams, DB
 1999.....Kurt Gerling, WR (Off.)
 Joe O'Neill, LB (Co-Def.)
 Brandon Hicks, NG (Co-Def.)
 2000.....David Bautista, WR (Off.)
 Brandon Hicks, NG (Def.)
 2001.....Brandon Hicks, NG
 2002.....Josh Harris, QB
 2003.....Josh Harris, QB
 2004.....Omar Jacobs, QB
 2005.....Charles Sharon, WR
 2006.....Devon Parks DL,
 Kory Lichtensteiger OL
 2007.....Kory Lichtensteiger, OL
 2008.....Diyral Briggs, QB
 2009.....Tyler Sheehan, DB
 Freddie Barnes, WR

Coaches' Award

The Coaches' Award honors the player who represents a truly outstanding attitude toward Falcon Football.

1979.....Doug Wiener
 1980.....Alvin Howard
 1981.....Rick Iverson
 1982.....Rick Deutsch
 1983.....Dayne Palsgrove
 1984.....Dean Hall
 1985.....Dan Schriener
 1986.....Chris Neal
 1987.....Greg Studrawa
 1988.....David Hayes
 1989.....Steve Spray
 1990.....Dal McDonald
 1991.....Mike Calcagno
 1992.....LeRoy Smith
 1993.....Matt Foley
 Lee Boyer
 1994.....Charlie Williams
 1995.....Darius Card
 Trevor Stover
 1996.....Brian Manns
 Junior Williams
 1997.....Chioke Bradley
 1998.....Adam Lige
 1999.....Kevin Steinke
 2000.....Eric Curl
 2001.....Chad Long
 2002.....Andy Sahn
 2003.....Vardan Mkhitarian
 2004.....Cornelius McGrady
 Todd DiBacco
 2005.....John Nicholson
 Derrick Lett
 2006.....John Lanning
 2007.....Pete Winovich
 2008.....John Haneline
 2009.....Brady Minturn

Doyt L. Perry Award

The Doyt L. Perry Award honors a distinguished contributor to Falcon football.

1979.....Ted Wolfram
 1980.....Glenn Sharp
 1981.....Don Contris
 1982.....Ken Schoeni
 1983.....Sandie Middleton
 1984.....Kermit Stroh
 1985.....Jon Treece
 1986.....Earl Rupright
 1987.....Tom Noe
 1988.....Mona Contris
 1989.....Jean Panning
 1990.....Ken Kavanagh
 1991.....Jack Gregory
 1992.....Jim Brennan
 1993.....John Laskey
 1994.....Dr. Paul Olscamp
 1995.....Ray & Teresa Frick

1996.....Tim Dunn
 1997.....Rod Noble
 1998.....Kerm Rudolph
 1999.....Eric Brickman
 2000.....Ed Reiter
 2001.....J.D. Pugh
 2002.....Jerry Batt
 2003.....Mark Brecklin
 2004.....J. Robert Sebo
 2005.....Dr. Rick Barker
 2006.....Lois Brecklen
 2007.....Van & Tracy Wright
 2008.....Joe Sharp

Glenn Sharp Award

The Glenn Sharp Award honors a former Falcon athlete who, since graduation, has achieved success in his chosen profession, given back to the program, and overall has demonstrated the strong qualities of service, commitment, and loyalty that continuously enhances the reputation of the BGSU football family.

1995.....Dean Hull
 1996.....Tom Vogtsberger
 1997.....Ed Ferkany
 1998.....Ron Zwierlein
 1999.....Chet Boyer
 2000.....Jerry Batt
 2001.....Dave Preston
 2002.....Ryan Wingrove
 2003.....Bill Bradshaw
 2004.....T.J. Carswell
 James Hawkins
 2005.....Ed Phillips
 2007.....Cal Bowers
 2008.....Vince Palko
 2009.....John Hunter

Carlos Jackson Memorial Award

The Carlos Jackson Memorial Award honors the player who makes the biggest contribution to the team in the areas of leadership, inspiration and extra effort. The late Carlos Jackson was a football letterman in 1955 and 1956 and assistant football coach from 1968 to 1973.

1974.....Dave Kulik
 1975.....Mark Conklin
 1976.....Bill Eyssen
 1977.....None
 1978.....Dirk Abernathy
 1979.....John Fitzpatrick
 1980.....John Park
 1981.....Carl Rosser
 1982.....Terry Gyetvai
 1983.....Lamont Wagner
 1984.....Mark Dowdell
 1985.....Troy Dawson
 1986.....Dean Bryson
 1987.....Joe Foley
 1988.....Greg Johnson
 1988.....Shawn Daniels
 1989.....Shawn Zimmerman
 1990.....Brian Sherman
 1991.....Brian Sherman
 1992.....Dave Bielinski
 1993.....Clint Frazier
 1994.....Vince Palko
 1995.....Jason Woullard
 1996.....Courtney Davis
 1997.....John Kuck
 1998.....Tony Holcomb
 1999.....Brent Martin
 2000.....D.J. Durkin
 2001.....Garry Fisher
 2002.....Jon Mazur
 2003.....Mike Malone/Will Teague



RECORD BOOK • HONORS

2004.....	Andrew Hart
2005.....	Terrill Mayberry
2006.....	Brad Williams
2007.....	Loren Hargrove
2008.....	Jeff Fink
2009.....	Tyler Sheehan

President's Award

The President's Award honors the player who combines athletic and academic achievement.

1979.....	Mike Callesen
1980.....	Dan Shetler
1981.....	Doug Carr
1982.....	Dave Hagaman
1983.....	Joe Kastl
1984.....	Joe Prchlik
1985.....	Rick Nieman
1986.....	Mike Otten
1987.....	Mike Otten
1988.....	Pat Jackson
1989.....	Pat Jackson
1990.....	Tom Shehab
1991.....	Brett Landman
1992.....	Jeff Rottinghaus
1993.....	Bob Dudley
1994.....	Jason Peters
1995.....	Cal Bowers
1996.....	Dave Bruhowzki
1997.....	Kevin O'Neill
1998.....	Dana Johnson
1999.....	Jason Strasser
2000.....	Rob Fehrman
2001.....	Chris Haneline
2002.....	Chris Haneline
2003.....	Craig Jarrett
2004.....	Andy Grubb
2005.....	Jonathan Culp
2006.....	Jon Jakubowski
2007.....	Kevin Huelsman
2008.....	Marques Parks
2009.....	Jimmy Scheidler

Ken Schoeni Award

The Ken Schoeni Award is awarded to the player who best demonstrates the attributes of mental toughness, commitment, perseverance and a burning desire to succeed.

1996.....	Bob Niemet
.....	Joe O'Neill
1997.....	Tony Holcomb
1998.....	Bob Niemet
1999.....	D.J. Durkin
2000.....	Chris Della Vella
2001.....	Kurt Gerling
2002.....	Jerry Wagner
.....	Marcus Allen
2003.....	Rick Mauer
.....	Robert Haley
2004.....	T.J. Carswell
.....	James Hawkins
2005.....	B.J. Lane
2006.....	Ken Brantley
2007.....	Pat Watson
2008.....	Nick Davis
2009.....	Scott Albert
.....	Brandon Jackson

Orange Helmet Award

The Orange Helmet Award is presented to a player who possesses the most spirit, intensity and passion for football.

2001.....	Chad Long
2002.....	Greg Kupke
2003.....	Jason Morton
.....	Jimmy Williams
2004.....	Cole Magner
2005.....	P.J. Pope

2006.....	Terrel White
2007.....	Sean O'Drobinak
2008.....	Nate Waldron
2009.....	Cody Basler

Future Award

The Future Award is presented to a rookie who show outstanding scout team effort.

2001.....	T. J. Carswell
2002.....	Jamien Johnson
2003.....	Devon Parks
2004.....	Kory Lichtensteiger
.....	Pete Winovich
2005.....	Antonio Smith
2006.....	Jahmal Brown
2007.....	Willie Geter/Sinisa Vrvilo
2008.....	Adrien Spencer
2009.....	Chris Jones

Captains Award

The Captains Award is voted on by team members.

2001.....	Khary Campbell
.....	Kurt Gerling
.....	Ryan Wingrove
.....	Malcolm Robinson
2002.....	Chris Haneline
.....	Jon Mazur
.....	Andy Sahn
.....	Robert Redd
2003.....	Craig Jarrett
.....	Jovon Burkes
.....	Mitch Hewitt
.....	Josh Harris
2004.....	Jovon Burkes
.....	Keon Newson
.....	Cole Magner
.....	Scott Mruzckowski
2005.....	Teddy Piepkow
.....	Steve Sanders
.....	Rob Warren
.....	Mike Thaler
.....	Omar Jacobs
2006.....	Ken Brantley
.....	Kory Lichtensteiger
.....	Devon Parks
.....	Brad Williams
2007.....	Loren Hargrove
.....	Kory Lichtensteiger
.....	Antonio Smith
.....	Corey Partridge
.....	Sean O'Drobinak
2008.....	Antonio Smith
.....	John Haneline
.....	Jeff Fink
.....	Corey Partridge
.....	Brandon Curtis
2009.....	Tyler Sheehan
.....	Freddie Barnes
.....	Jahmal Brown
.....	Jimmy Scheidler
.....	Cody Basler

Aaron Richardson Award

The Aaron Richardson Award is given to the top walkon in the program. Richardson was a member of the Falcons for one day when he died suddenly in practice in 2004.

2004.....	Andy Wenstrup
2005.....	Aaron Burkart
2006.....	Matt Emans, Tommy Smith
2007.....	Garth Hartung
2008.....	Zach Akenberger
2009.....	Justus Jones




RECORD BOOK • HALL OF FAME

RECORD BOOK


BGSU HALL OF FAME




Bill Bradshaw




Bernie Casey




Paul Miles



Bob Schnelker



Cris Shale



John Spengler

Player	Inducted	Player	Inducted
Carl C. Bachman '25	1966	Mark Miller '78	1983
George Baldwin '47	1991	Kenneth Mollenkopf '31	1965
Martin Bayless '84	1989	John T. Murnen '58	1979
Bruce Bellard '48	1984	Ford Murray '35	2005
Ronald Blackledge '60	1972	Donald E. Nehlen '58	1978
Wayne M. Bordner '46	1980	Hayden Olds '27	1983
William H. Bradshaw '55	1987	Vince Palko '95	2006
Steve L. Brudzinski '41	1967	Charles E. Perry '59	1986
Charles Buckenmeyer '46	1973	Doyt L. Perry '32	1971
Bernard T. Casey '61	1966	R. David Preston '77	1982
Chester A. Chapman '32	1965	Ronnie Redd '95	2008
Charles S. Lucas '21	1967	Bill Regnier '64	2005
Robert Colburn '60	1977	Robert L. Reynolds '64	1973
Jay Cunningham '65	1991	James A. Rivers '67	1981
Victor DeOrio '59	1977	Kenneth E. Russell '57	1967
Vern Dunham '49	1989	Allen Sawdy, Trainer	1967
Fred E. Durig '53	1975	Robert Schnelker '51	1964
Harold I. Filiere '29	1969	Cris Shale '91	1996
Jack E. Giroux '57	1980	Glenn M. Sharp, Eq. Manager	1982
Joseph D. Green '70	1975	Edmund J. Siminski '40	1965
Jeff Groth '79	1984	Franklin G. Skibbie '26	1964
Josh Harris '04	2016	Doug Smith '78	1986
John A. Hartman '35	1966	Larry Smith '62	1991
Ron Heard '90	2005	John Spengler '81	1989
Jack Hecker '56	1964	Warren E. Steller, Coach	1965
Stan Hunter '86	1992	Clifford A. Stevenson '32	1967
James R. Inman '37	1966	Claitus Stough '20	1991
Carlos Jackson '58	1977	Fred Sturt '73	1992
Dewey B. Johnson '46	1968	Mark Szlachcic '93	2003
Kyle Kramer	2011	Andy Tracy '96	2006
James C. Knierim '48	1970	Phillip Villapiano '71	1976
James W. Ladd '54	1969	Michael R. Weger '67	1972
Ivan E. Lake '24	1964	Erik White '93	2003
Brian Leaver '24	2006	Robert H. Whittaker, Coach	1968
Macs Leitman '30	1971	Earl R. Wittmer '24	1966
Kory Lichtensteiger '07	2018	Stew Williams '67	1991
Donald Lisbon '63	1980	Jack B. Woodland '49	1967
Adolph Madaras '40	1995	Dick Young, Asst. Coach	2000
Fred Marsh '33	1985	Andre Young	2004
David B. Martin '47	1970	Jim Young '56	1988
Dave McClain '60	1986	Robert A. Younkin '26	1965
Brian McClure '85	1991	Robert Zimpfer '60	1974
Paul Miles '74	1990	1959 Team	2013

DOYT L. PERRY

1988 College Football Hall of Fame Inductee

The year 1988 will be fondly remembered by many who are associated with the football program at BGSU. That year Doyt L. Perry, a former player, coach and administrator was recognized by the National Football Foundation with its top honor, induction into the College Football Hall of Fame.

Perry traveled to New York in December of 1988 for the Foundation's Hall of Fame dinner and was officially enshrined into the College Football Hall of Fame in June, 1989, in ceremonies held at Kings Island, Ohio.


Perry's association with BGSU dates back to the 1920s when he lettered nine times in three sports (football, basketball and baseball). The Croton, Ohio native received his degree in 1932. He began coaching on the high school level before becoming an assistant at Ohio State in 1951.

Perry returned to his alma mater in 1955, leading the football program to a 77-11-5 (.855) record over the next 11 years. His teams won five Mid-American Conference titles and one national college division championship in 1959. Perry's winning percentage ranks fifth on the all-time NCAA list.

Perry, who retired from coaching in 1964 to become BGSU's athletic director, developed such outstanding coaches as Bill Mallory, Don Nehlen, Larry Smith, and the late Dave McClain. Many more of Perry's former assistants and players have gone on to enjoy success in the coaching profession.

Perry passed away in February of 1992. At his memorial service former Michigan coach Bo Schembechler, an assistant on Perry's 1955 staff, said, "I don't believe I can name a coach, anywhere, anytime, anyhow, who did it better than Doyt Perry."

A documentary on Perry's career was released in May of 1998. It was produced by WBGU-TV.





RECORD BOOK • MILESTONES

100-YARD RUSHERS

Date	Opponent	Name	Car.	Yds.	Score
11/28/20	at Ohio	Andrew Clair	15	118	10-52
11/13/19	Miami	Bryson Denley	14	105	3-44
10/12/19	Toledo	Grant Loy	19	137	20-7
11/17/18	at Akron	Andrew Clair	12	112	21-6
10/6/18	at Toledo	Andrew Clair	12	118	36-52
9/1/18	at Oregon	Andrew Clair	25	113	24-58
11/21/17	at Eastern Michigan	Josh Cleveland	15	150	31-34
10/31/17	at Kent State	Andrew Clair	8	111	44-16
10/21/17	Northern Illinois	Andrew Clair	15	108	17-48
10/14/17	Ohio	Andrew Clair	18	148	30-48
10/7/17	at Miami	Andrew Clair	16	121	37-29
		Josh Cleveland	10	117	37-29
11/25/16	Buffalo	Fred Coppet	20	160	27-19
		Josh Cleveland	16	109	27-19
		Donovan Wilson	25	107	27-19
11/15/16	Kent State	Donovan Wilson	30	146	42-7
		Josh Cleveland	8	131	42-7
		Fred Coppet	19	105	42-7
11/9/16	at Northern Illinois	Donovan Wilson	21	119	38-28
		Fred Coppet	16	116	38-28
10/15/16	at Toledo	Fred Coppet	17	104	35-42
10/1/16	Eastern Michigan	Fred Coppet	25	141	25-28
9/17/16	Middle Tennessee State	Josh Cleveland	18	153	21-41
		Fred Coppet	27	117	21-41
12/4/15	vs. Northern Illinois	Travis Greene	29	183	34-14
11/24/15	at Ball State	Fred Coppet	11	108	48-10
		Matt Domer	3	105	48-10
11/11/15	at Western Michigan	Travis Greene	24	170	41-27
11/4/15	Ohio	Travis Greene	13	106	62-24
10/10/15	UMass	Travis Greene	15	122	62-38
10/3/15	at Buffalo	Travis Greene	17	119	28-22
9/12/15	at Maryland	Fred Coppet	15	109	48-27
12/5/14	vs. Northern Illinois	Travis Greene	18	105	17-52
11/28/14	Ball State	Travis Greene	14	159	24-41
		Fred Coppet	16	140	24-41
11/12/14	Kent State	Andre Givens	38	157	30-20
11/4/14	at Akron	Fred Coppet	18	113	27-10
		Andre Givens	14	101	27-10
9/27/14	at UMass	Travis Greene	20	110	47-42
9/13/14	Indiana	Travis Greene	24	123	45-42
9/6/14	VMI	Travis Greene	18	129	48-7
12/6/13	vs. Northern Illinois	Travis Greene	26	133	47-27
11/29/13	at Buffalo	Travis Greene	30	129	24-7
11/23/13	at Eastern Michigan	Travis Greene	15	126	58-7
11/12/13	Ohio	Travis Greene	22	149	49-0
11/5/13	at Miami	Travis Greene	14	112	45-3
10/5/13	UMass	Travis Greene	22	160	28-7
9/28/13	Akron	Travis Greene	24	142	31-14
9/21/13	Murray State	Travis Greene	17	133	48-7
9/7/13	at Kent State	Travis Greene	24	145	41-22
11/7/12	at Ohio	Anthon Samuel	29	181	26-14
10/27/12	Eastern Michigan	John Pettigrew	24	136	24-3
10/13/12	Miami	Anthon Samuel	22	171	37-12
10/6/12	at Akron	Anthon Samuel	15	117	24-10
9/29/12	Rhode Island	Anthon Samuel	17	127	48-8
9/15/12	at Toledo	Anthon Samuel	16	112	15-27
10/22/11	Temple	Anthon Samuel	18	112	13-10
10/15/11	Toledo	Anthon Samuel	25	105	21-28
9/24/11	at Miami	Anthon Samuel	16	121	37-23
9/10/11	Morgan State	Anthon Samuel	11	122	58-13
9/1/11	at Idaho	Anthon Samuel	22	141	32-15
10/30/10	at Central Michigan	Willie Geter	26	103	17-14
9/18/10	vs. Marshall	Willie Geter	31	100	44-28
11/27/09	vs. Toledo	Willie Geter	16	116	38-24
11/28/08	at Toledo	Willie Geter	12	160	38-10
11/1/08	vs. Kent State	Tyler Sheehan	14	109	45-30
10/11/08	at Akron	Anthony Turner	19	126	37-33
11/2/07	vs. Akron	Anthony Turner	12	104	44-20
10/20/07	at Kent State	Willie Geter	22	203	31-20
11/4/06	at Akron	Anthony Turner	22	105	28-35
10/28/06	at Temple	Chris Bullock	29	182	14-28
9/30/06	at Ohio	Chris Bullock	21	114	21-9
9/9/06	Buffalo	Anthony Turner	23	127	48-40
9/2/06	vs. Wisconsin	Freddie Barnes	29	158	14-35
10/15/05	at Buffalo	B.J. Lane	25	141	27-7
12/22/04	Memphis	P.J. Pope	28	151	52-35
11/13/04	Marshall	P.J. Pope	25	117	56-35
11/06/04	Western Michigan	P.J. Pope	12	205	52-0
	Western Michigan	B.J. Lane	23	118	52-0
10/30/04	Eastern Michigan	P.J. Pope	19	128	41-20
10/2/04	at Temple	P.J. Pope	8	106	70-16
11/22/03	at Ball State	B.J. Lane	6	115	41-14
10/18/03	at Eastern Michigan	P.J. Pope	22	122	33-20
9/13/03	Liberty	P.J. Pope	14	162	62-3
11/23/02	Eastern Michigan	P.J. Pope	15	143	63-21
11/2/02	at Kent State	Joe Alls	21	179	45-14
10/26/02	Ball State	Joe Alls	19	103	38-20
10/12/02	at Central Michigan	Josh Harris	22	138	45-35
10/05/02	Ohio	P.J. Pope	13	117	72-21
9/21/02	at Kansas	Joe Alls	20	167	39-16
9/14/02	Missouri	Joe Alls	16	119	51-28
11/23/01	Toledo	Josh Harris	22	117	56-21
11/10/01	at Ohio	Josh Harris	28	148	17-0
10/13/01	at Western Michigan	John Gibson	16	116	28-37
9/29/01	at Marshall	Joe Alls	17	107	31-37
9/1/01	at Missouri	Joe Alls	17	107	20-13
10/14/00	at Miami	Josh Harris	18	103	10-24
10/7/00	Akron	John Gibson	35	149	21-27
11/13/99	Ball State	Joe Alls	25	155	35-14
10/30/99	Central Michigan	Joe Alls	29	134	31-7
10/2/99	Toledo	Godfrey Lewis	31	124	34-23
11/21/98	at Northern Illinois	Godfrey Lewis	27	147	34-23
10/24/98	Kent	Steve Holmes	27	220	42-21
10/3/98	Ohio	Godfrey Lewis	29	191	35-7
9/20/97	at Akron	Robbie Hollis	23	107	31-28
9/28/96	Central Michigan	Courtney Davis	30	116	31-27
9/21/96	at Miami	Courtney Davis	32	108	14-10
9/14/96	Temple	Courtney Davis	34	119	20-16
11/4/95	Ohio	Keylan Cates	43	180	33-7
9/16/95	Akron	Keylan Cates	31	186	50-12
10/8/94	Ohio	Courtney Davis	18	103	32-0
10/1/94	at Cincinnati	Keylan Cates	20	110	38-0
11/20/93	Western Michigan	Zeb Jackson	30	113	14-14
11/13/93	at Central Michigan	Zeb Jackson	27	104	15-17
11/6/93	Kent	Zeb Jackson	21	127	40-7
10/30/93	at Miami	Zeb Jackson	29	123	30-25
10/23/93	at Ball State	Zeb Jackson	30	112	26-26
10/9/93	at Ohio	Zeb Jackson	27	131	20-0
9/11/93	Cincinnati	Zeb Jackson	29	127	21-7
12/18/92	Nevada	Zeb Jackson	22	113	35-34
10/31/92	Miami	Zeb Jackson	24	130	44-24
		LeRoy Smith	17	111	44-24
10/17/92	at Toledo	Zeb Jackson	23	112	10-9
10/10/92	Ohio	Zeb Jackson	15	100	31-14
10/3/92	at Central Michigan	George Johnson	29	109	17-14
11/9/91	Kent	LeRoy Smith	25	100	35-7
8/31/91	Eastern Michigan	LeRoy Smith	37	155	17-6
10/20/90	Eastern Michigan	George Johnson	21	108	25-15
9/2/90	at Cincinnati	LeRoy Smith	16	112	34-20



2021 BGSU FOOTBALL

12 MAC CHAMPIONSHIPS | 13 BOWL GAME APPEARANCES

RECORD BOOK • MILESTONES

RECORD BOOK

.....George Johnson	14	107	34-20	10/26/74	Marshall.....	Dave Preston	26	191	28-3
10/8/88 Ohio.....	19	111	42-0	10/12/74	Kent.....	Dave Preston	28	179	26-10
11/21/87 Central Michigan.....	10	116	18-17	10/5/74	at Toledo.....	Dave Preston	38	185	19-24
9/19/87 at Ball State.....	13	112	24-0	9/21/74	Dayton.....	Dave Preston	30	137	41-21
10/25/86 at Kent.....	15	107	31-15	11/17/73	Northern Illinois.....	Phil Polak	29	150	21-20
10/4/86 Western Michigan.....	18	154	17-3	11/3/73	at Ohio.....	Paul Miles	28	131	23-24
9/6/86 Ohio.....	27	149	21-16	10/27/73	at Marshall.....	Paul Miles	24	116	24-21
11/16/85 Toledo.....	27	104	21-0	10/6/73	Toledo.....	Paul Miles	38	182	49-35
10/26/85 Kent.....	25	118	26-14	9/29/73	Western Michigan.....	Paul Miles	36	196	31-20
10/12/85 at Eastern Michigan.....	17	102	42-24	9/15/73	at Syracuse.....	Paul Miles	26	113	41-14
9/28/85 Akron.....	31	148	27-22	11/4/72	Ohio.....	Paul Miles	30	194	17-0
11/10/84 Ohio.....	13	123	28-7	Phil Polak	17	100	17-0
9/29/84 Eastern Michigan.....	29	148	35-27	10/28/72	Marshall.....	Paul Miles	27	217	46-7
9/22/84 at Miami.....	24	127	41-10	10/21/72	at San Diego State.....	Paul Miles	22	151	19-35
9/8/84 Richmond.....	23	143	55-28	10/14/72	Kent.....	Phil Polak	15	140	10-14
11/12/83 at Ohio.....	27	139	24-20	10/8/72	at Toledo.....	Paul Miles	37	108	19-8
11/5/83 Ball State.....	37	225	45-30	Phil Polak	21	101	19-8
10/15/83 at Western Michigan.....	20	116	23-20	11/13/71	Xavier.....	Paul Miles	23	117	27-42
12/18/82 at Fresno State.....	25	110	28-29	11/6/71	at Texas-Arlington.....	Paul Miles	29	145	34-17
11/13/82 Eastern Michigan.....	32	205	24-7	10/23/71	Miami.....	Paul Miles	33	102	33-7
11/6/82 Ball State.....	31	107	28-7	10/16/71	at Kent.....	Paul Miles	32	192	46-33
9/18/82 at Central Michigan.....	37	148	34-30	10/9/71	Toledo.....	Paul Miles	35	149	7-24
9/4/82 Ohio.....	22	110	40-0	9/25/71	East Carolina.....	Paul Miles	27	129	47-21
11/14/81 at Eastern Michigan.....	24	142	28-0	9/18/71	at Ohio.....	Paul Miles	27	115	20-19
10/31/81 Kent.....	46	212	13-7	10/17/70	Kent.....	Julius Livas	25	107	44-0
10/24/81 Toledo.....	27	123	38-0	11/2/68	Marshall.....	Fred Matthews	29	143	54-28
10/17/81 at Northern Illinois.....	34	152	17-10	9/28/68	Dayton.....	Fred Matthews	29	120	20-14
9/26/81 at Michigan State.....	20	109	7-10	11/25/67	at Cal State Los Angeles.....	Ed Coletti	13	106	42-27
10/11/80 at Toledo.....	23	108	17-6	11/18/67	Northern Illinois.....	Bob Zimpfer	17	134	17-7
9/27/80 at Kentucky.....	24	105	20-21	Chuck Radich	22	107	17-7
9/20/80 Long Beach State.....	23	108	17-6	10/2/67	at Kent.....	Bob Zimpfer	110	110	7-6
11/17/79 at Ohio.....	16	106	21-48	11/19/66	at Temple.....	Chuck Radich	16	108	62-20
11/10/79 Southern Mississippi.....	26	119	31-27	Dave Cranmer	14	106	62-20
11/3/79 at Kentucky.....	17	122	14-20	10/1/66	Dayton.....	Stew Williams	29	139	13-0
10/7/78 at Toledo.....	20	139	45-27	10/30/65	Miami.....	Stew Williams	20	101	7-23
.....Mike Wright	13	131	45-27	10/17/64	at Toledo.....	Tony Trent	8	143	31-14
.....Dave Cassell	20	125	45-27	Stew Williams	16	113	31-14
9/23/78 Grand Valley.....	18	120	49-3	11/23/63	Xavier.....	Jim Wisser	24	151	26-15
9/16/78 at Eastern Michigan.....	20	103	43-6	9/21/63	Detroit.....	Jay Cunningham	23	101	27-14
11/12/77 at Ohio.....	28	200	39-27	11/18/61	at Southern Illinois.....	Russ Hepner	15	111	20-0
10/8/77 Toledo.....	27	116	21-13	10/14/61	Toledo.....	Russ Hepner	23	105	17-6
9/17/77 at Eastern Michigan.....	22	146	6-16	11/19/60	at Texas Western.....	Don Lisbon	18	138	21-0
11/20/76 at Tennessee-Chattanooga.....	29	131	29-49	10/22/60	Kent.....	Don Lisbon	14	119	28-0
11/13/76 Southern Illinois.....	28	130	35-7	9/24/60	Marshall.....	Chuck Comer	18	127	14-7
11/6/76 Ohio.....	24	111	26-31	11/13/58	Marshall.....	Harold Furcron	10	110	21-7
10/30/76 Central Michigan.....	35	143	28-38	11/6/58	Ohio.....	Jerry Dianiska	13	118	33-6
10/23/76 at Miami.....	31	107	7-9	10/18/58	at Toledo.....	Bob Ramlow	17	147	31-16
10/9/76 at Toledo.....	16	119	29-28	10/4/58	at Dayton.....	Bob Ramlow	18	104	25-0
10/2/76 at Western Michigan.....	22	144	31-28	9/27/58	Lockbourne Air Force Base.....	Bob Ramlow	10	114	27-6
9/25/76 San Diego State.....	26	111	15-27	10/19/57	Toledo.....	Floyd Lennox	16	104	29-0
9/11/76 at Syracuse.....	30	127	22-7	10/27/56	Marshall.....	Jack Giroux	21	100	34-12
11/22/75 at Texas-Arlington.....	25	121	17-21	10/13/56	at Baldwin-Wallace.....	Vic DeOrio	22	157	32-21
.....Dave Preston	33	106	17-21	Don Nehlen	7	105	32-21
11/15/75 at Southern Illinois.....	11	133	48-6	9/29/56	at Western Michigan.....	Vic DeOrio	24	135	27-13
.....Dave Preston	20	106	48-6	9/22/56	Kent.....	Vic DeOrio	18	133	17-0
.....Dan Saleet	13	100	48-6	11/12/55	at Ohio.....	Carlos Jackson	17	106	13-0
11/8/75 at Ohio.....	30	130	19-17	10/21/55	Toledo.....	Carlos Jackson	17	134	39-0
11/1/75 Ball State.....	30	119	20-27	10/1/55	Western Michigan.....	Vic DeOrio	12	101	35-0
10/18/75 at Kent.....	22	162	35-9	9/17/55	Defiance.....	Larry Kent	11	129	40-0
10/4/75 Western Michigan.....	21	102	28-0	10/30/54	at Kent.....	Jim Bryan	17	117	25-28
9/27/75 at Dayton.....	32	202	21-14	11/15/52	Ohio.....	Fred Durig	22	125	14-33
.....Dave Preston	29	147	21-14	11/8/52	Youngstown State.....	Fred Durig	22	127	50-0
11/23/74 at San Diego State.....	41	113	21-21	11/1/52	at Kent.....	Roger McKenzie	11	130	44-21
11/16/74 at Southern Mississippi.....	37	164	38-20	10/11/52	at Bradley.....	Fred Durig	36	141	21-14
11/9/74 Arkansas State.....	33	127	17-0	10/4/52	at Ohio Wesleyan.....	Fred Durig	13	121	45-0
11/2/74 Ohio.....	30	166	22-33	9/20/52	Central Michigan.....	Fred Durig	21	113	20-7



RECORD BOOK • MILESTONES

RECORD BOOK

11/17/51	at Bradley.....	Fred Durig	29	206	20-6	11/17/12	Kent State.....	Chris Gallon	10	213	24-31
11/10/51	at Youngstown State.....	Fred Durig	20	171	20-0	9/8/12	Idaho.....	Shaun Joplin	7	117	21-13
11/3/51	Kent.....	Fred Durig	27	186	27-27	11/8/11	Northern Illinois.....	Kamar Jordan	8	152	14-45
10/27/51	Toledo.....	Fred Durig	29	171	6-12	10/29/11	at Kent State.....	Kamar Jordan	12	203	15-27
10/20/51	at Baldwin-Wallace.....	Fred Durig	21	175	27-20	10/15/11	Toledo.....	Kamar Jordan	7	106	21-28
10/6/51	Mount Union.....	Fred Durig	20	141	13-26	10/8/11	at Western Michigan.....	Kamar Jordan	4	103	21-45
9/29/51	at Miami.....	Fred Durig	16	128	7-46	9/17/11	Wyoming.....	Kamar Jordan	9	101	27-28
9/22/51	Ohio Wesleyan.....	Fred Durig	26	170	23-13	9/10/11	Morgan State.....	Eugene Cooper	6	134	58-13
11/4/50	at Kent.....	Richard Pont	23	106	6-19	9/1/11	at Idaho.....	Eugene Cooper	4	110	32-15
10/21/50	Baldwin-Wallace.....	Richard Pont	24	152	34-34	11/26/10	vs. Western Michigan.....	Kamar Jordan	8	114	7-41
10/7/50	Bradley.....	Norb Cowan	21	136	20-14	10/16/10	at Temple.....	Kamar Jordan	12	143	27-28
		Richard Pont	13	118	20-14	10/9/10	at Ohio.....	Kamar Jordan	8	129	25-49
11/5/49	Kent.....	Jack Woodland	32	154	27-6	9/11/10	at Tulsa.....	Kamar Jordan	14	168	20-33
10/29/49	at John Carroll.....	Jack Woodland	19	122	24-38	9/4/10	at Troy.....	Kamar Jordan	9	111	27-30
10/22/49	at Baldwin-Wallace.....	Jack Woodland	16	113	21-34	12/30/09	vs. Idaho.....	Freddie Barnes	17	219	42-43
10/16/48	Morris Harvey.....	Jack Woodland	8	109	48-6	11/20/09	vs. Akron.....	Freddie Barnes	12	197	36-20
11/15/47	Northern Iowa.....	Jack Woodland	15	135	19-7	11/12/09	at Miami.....	Freddie Barnes	10	109	35-14

100-YARD RECEIVERS

Date	Opponent	Player	Rec	Yds	Score
10/12/19	Toledo.....	Bryson Denley	6	100	20-7
11/23/18	Buffalo.....	Scott Miller	4	115	14-44
11/17/18	at Akron.....	Scott Miller	6	100	21-6
10/20/18	at Ohio.....	Scott Miller	6	145	14-49
10/13/18	Western Michigan.....	Scott Miller	8	206	35-42
9/29/18	at Georgia Tech.....	Scott Miller	10	117	17-63
9/1/18	at Oregon.....	Scott Miller	13	166	24-58
11/21/17	at Eastern Michigan.....	Datrin Guyton	5	112	31-34
11/7/17	at Buffalo.....	Scott Miller	10	108	28-38
10/7/17	at Miami.....	Teo Redding	8	197	37-29
9/23/17	at MTSU.....	Scott Miller	8	112	13-24
9/9/17	South Dakota.....	Datrin Guyton	5	158	27-35
10/22/16	Miami.....	Scott Miller	11	178	26-40
10/15/16	at Toledo.....	Scott Miller	8	149	35-42
10/1/16	Eastern Michigan.....	Scott Miller	11	148	25-28
9/10/16	North Dakota.....	Scott Miller	5	161	28-27
11/17/15	Toledo.....	Gehrig Dieter	13	103	28-44
11/4/15	Ohio.....	Gehrig Dieter	9	136	62-24
		Roger Lewis	6	102	62-24
10/24/15	at Kent State.....	Ronnie Moore	7	151	48-0
		Roger Lewis	4	102	48-0
10/17/15	Akron.....	Roger Lewis	6	118	59-10
10/10/15	UMass.....	Roger Lewis	8	142	62-38
10/3/15	at Buffalo.....	Roger Lewis	10	201	28-22
9/19/15	Memphis.....	Roger Lewis	7	261	41-44
9/12/15	at Maryland.....	Roger Lewis	15	200	48-27
9/5/15	vs. Tennessee.....	Gehrig Dieter	7	133	30-59
12/20/14	vs. South Alabama.....	Roger Lewis	4	137	33-28
		Gehrig Dieter	7	108	33-28
11/12/14	Kent State.....	Roger Lewis	3	116	30-20
		Ryan Burbrink	8	11	30-20
10/11/14	at Ohio.....	Roger Lewis	6	100	31-13
10/4/14	Buffalo.....	Ronnie Moore	9	178	47-42
9/27/14	at UMass.....	Roger Lewis	9	148	47-42
		Ryan Burbrink	11	132	47-42
		Ronnie Moore	9	109	47-42
9/13/14	Indiana.....	Roger Lewis	16	149	45-42
9/6/14	VMI.....	Roger Lewis	6	140	48-7
12/6/13	vs. Northern Illinois.....	Ronnie Moore	4	145	47-27
		Alex Bayer	7	124	47-47
11/29/13	at Buffalo.....	Shaun Joplin	6	149	24-7
11/23/13	at Eastern Michigan.....	Ronnie Moore	7	161	58-7
9/14/13	at Indiana.....	Shaun Joplin	7	104	10-42
9/7/13	at Kent State.....	Shaun Joplin	6	113	41-22
		Ryan Burbrink	2	101	41-22
		Chris Wright	6	104	31-17
10/10/09	at Kent State.....	Freddie Barnes	22	278	36-35
9/19/09	at Marshall.....	Freddie Barnes	17	109	10-17
		Chris Wright	5	104	10-17
9/3/09	vs. Troy.....	Freddie Barnes	15	157	31-14
11/21/08	vs. Buffalo.....	Freddie Barnes	10	107	34-40
11/17/07	at Buffalo.....	Freddie Barnes	10	113	31-17
10/6/07	at Boston College.....	Freddie Barnes	8	112	24-55
		Corey Partridge	12	100	24-55
11/21/06	at Toledo.....	Corey Partridge	14	161	21-31
11/4/06	at Akron.....	Corey Partridge	10	107	28-35
10/22/05	Western Michigan.....	Charles Sharon	8	129	14-45
10/8/05	Ohio.....	Charles Sharon	10	185	38-14
10/1/05	Temple.....	Steve Sanders	5	108	70-7
9/10/05	at Ball State.....	Charles Sharon	9	121	40-31
		Steve Sanders	7	118	40-31
9/3/05	at Wisconsin.....	Corey Partridge	8	160	42-56
		Steve Sanders	6	127	42-56
		Charles Sharon	8	116	42-56
12/22/04	Memphis.....	Steve Sanders	7	123	52-35
		Charles Sharon	5	117	52-35
11/23/04	at Toledo.....	P.J. Pope	10	104	41-49
11/13/04	Marshall.....	Charles Sharon	5	168	56-35
		Steve Sanders	6	116	56-35
10/30/04	Eastern Michigan.....	Charles Sharon	10	143	41-20
10/23/04	at Ohio.....	Steve Sanders	9	185	41-16
10/9/04	at Central Michigan.....	Steve Sanders	6	107	38-14
10/2/04	at Temple.....	Charles Sharon	5	103	70-16
		Steve Sanders	5	103	70-16
11/29/03	Toledo.....	Charles Sharon	8	120	31-23
11/15/03	Kent State.....	Charles Sharon	7	178	42-33
10/25/03	Northern Illinois.....	Charles Sharon	6	123	34-18
		Cole Magner	7	100	34-18
10/11/03	at W. Michigan.....	Cole Magner	11	140	32-21
9/20/03	at Ohio State.....	Cole Magner	13	168	17-24
9/6/03	at Purdue.....	Cole Magner	8	127	27-26
		James Hawkins	3	106	27-26
8/28/03	Eastern Kentucky.....	James Hawkins	7	128	63-13
11/16/02	at South Florida.....	Robert Redd	11	128	7-29
11/9/02	at Northern Illinois.....	Robert Redd	14	119	17-26
9/14/02	Missouri.....	Robert Redd	10	209	51-28
		James Hawkins	5	112	51-28
11/23/01	Toledo.....	Robert Redd	6	127	56-21
11/17/01	at Northweterm.....	Robert Redd	12	168	43-42
		David Bautista	10	155	43-42
9/29/01	at Marshall.....	Robert Redd	9	215	31-37



2021 BGSU FOOTBALL

12 MAC CHAMPIONSHIPS | 13 BOWL GAME APPEARANCES

RECORD BOOK • MILESTONES

RECORD BOOK

10/14/00	at Miami	David Bautista	7	106	10-24
10/7/00	Akron	David Bautista	8	104	21-27
9/9/00	Pittsburgh	David Bautista	9	109	16-34
11/20/99	at Central Florida	Kurt Gerling	7	11933-30 (ot)	
10/16/99	at Akron	Kurt Gerling	9	183	25-55
		Aaron Alexander	7	105	25-55
10/9/99	Miami	Robert Redd	6	115	31-45
10/2/99	Toledo	Robert Redd	8	128	34-23
9/25/99	at Kent	Robert Redd	8	126	27-41
11/7/98	Akron	Robert Redd	3	131	58-21
10/3/98	Ohio	Kurt Gerling	5	126	35-7
11/1/97	at Kent	Terry Loville	8	118	20-29
10/25/97	Toledo	Terry Loville	5	130	20-35
10/4/97	Northern Illinois	Damron Hamilton	6	133	35-10
10/5/96	at Toledo	Damron Hamilton	8	155	16-24
9/30/95	at Temple	Eric Starks	7	134	37-31
11/12/94	Central Michigan	Ronnie Redd	5	110	33-36
11/5/94	at Kent	Rameir Martin	5	130	22-16
		Ronnie Redd	5	102	22-16
10/22/94	Ball State	Ronnie Redd	4	111	59-36
11/13/93	at Central Michigan	Rameir Martin	6	102	15-17
10/30/93	at Miami	Rameir Martin	6	115	30-25
10/16/93	Akron	Ronnie Redd	6	147	49-7
10/2/93	Toledo	Ronnie Redd	5	130	17-10
9/4/93	at Virginia Tech	Rameir Martin	7	132	16-33
9/19/92	Wisconsin	Mark Szlachcic	8	114	18-39
9/3/92	Western Michigan	Mark Szlachcic	9	106	29-19
12/14/91	at Fresno State	Mark Szlachcic	11	189	28-21
11/16/91	at Ball State	Mark Szlachcic	5	130	14-13
11/9/91	Kent	Mark Szlachcic	9	150	35-7
10/19/91	Toledo	Mark Szlachcic	7	125	24-21
9/8/90	at Virginia Tech	Mark Szlachcic	8	100	7-21
11/18/89	at Tulsa	Ronald Heard	9	138	10-45
11/11/89	at Western Michigan	Reggie Thornton	5	118	31-30
11/4/89	Kent	Ronald Heard	5	111	51-28
10/28/89	at Miami	Reggie Thornton	7	101	13-17
10/7/89	at Ohio	Ronald Heard	6	128	31-28
9/30/89	Akron	Ronald Heard	5	115	24-38
9/23/89	Central Michigan	Reggie Thornton	10	132	24-20
9/9/89	at East Carolina	Ronald Heard	9	103	6-41
10/8/88	Ohio	Ronald Heard	4	144	42-0
		Reggie Thornton	6	104	42-0
11/14/87	at Eastern Michigan	Reggie Thornton	11	130	18-38
11/7/87	Kent	Ronald Heard	4	114	30-20
9/19/87	at Ball State	Ronald Heard	5	131	24-0
9/5/87	at Penn State	Reggie Thornton	7	152	19-45
11/23/85	at Ohio	Stan Hunter	10	175	38-17
		Joe Boxley	8	151	38-17
10/12/85	at Eastern Michigan	Greg Meehan	4	111	42-24
10/5/85	at Western Michigan	Stan Hunter	8	118	48-7
9/7/85	at Ball State	Stan Hunter	7	102	31-6
11/17/84	at Kent	Stan Hunter	9	103	27-10
10/20/84	Northern Illinois	Stan Hunter	7	119	28-6
9/22/84	at Miami	Joe Boxley	8	115	41-10
9/8/84	Richmond	Joe Boxley	7	143	55-28
11/19/83	Kent	Stan Hunter	7	121	38-3
11/5/83	Ball State	Stan Hunter	6	174	45-30
10/29/83	Central Michigan	Mark Dowdell	13	175	15-14
10/15/83	at Western Michigan	Stan Hunter	5	104	23-20
10/1/83	at Eastern Michigan	Stan Hunter	10	148	26-21
9/17/83	at Brigham Young	Stan Hunter	9	171	28-63
9/10/83	at Fresno State	Andre Jackson	9	107	35-27
11/25/82	at North Carolina	Shawn Potts	9	115	14-33
11/13/82	Eastern Michigan	Shawn Potts	7	107	24-7
10/9/82	at Miami	Greg Taylor	10	122	12-17
		Shawn Potts	8	106	12-17

9/4/82	Ohio	Shawn Potts	6	120	40-0
9/19/81	at Ohio	Shawn Potts	7	138	21-23
10/6/79	Toledo	Dan Shetler	5	101	17-23
11/20/76	at Tennessee-Chattanooga	Jeff Groth	5	120	29-49
10/23/76	at Miami	Jeff Groth	9	125	7-9
10/16/76	Kent	Jeff Groth	5	113	17-13
9/25/76	San Diego State	Dave Dudley	4	120	15-27
10/6/73	Toledo	Hal Thomas	5	103	49-35
11/13/71	Xavier	Rick Newman	7	128	27-42
10/31/70	Marshall	Bill Pittman	11	151	26-24
11/22/69	Northern Illinois	Bob Zimpfer	3	100	38-23
11/15/69	at West Texas State	Bob Zimpfer	11	164	12-28
10/4/69	Western Michigan	Bob Zimpfer	9	123	21-10
11/2/68	Marshall	Bob Zimpfer	7	101	54-28
10/26/68	at Miami	Eddie Jones	6	103	7-31
10/19/68	Kent	Eddie Jones	6	103	30-7
9/28/68	Dayton	Bob Zimpfer	8	102	20-14
11/12/66	Ohio	Eddie Jones	11	121	28-0
11/25/67	at Cal State Los Angeles	Dave Cranmer	2	101	42-27
10/8/66	at Western Michigan	Eddie Jones	4	103	14-16
11/8/41	at Wittenberg	Dewey Johnson	15	107	13-0
11/1/41	at Kent	Eddie Wellner	20	108	12-6
10/25/41	Heidelberg	Eddie Wellner	12	108	39-6

300-YARD PASSERS

Date	Opp	Player	Cp-Att-Yds	Score
10/13/18	Western Michigan	Jarret Doege	21-34-379	35-42
9/29/18	at Georgia Tech	Jarret Doege	27-44-305	17-63
9/9/17	South Dakota	James Morgan	20-49-311	27-35
10/22/16	Miami	James Morgan	30-49-389	26-40
10/15/16	at Toledo	James Morgan	25-38-335	35-42
9/10/16	North Dakota	James Knapke	23-40-315	28-27
11/4/15	Ohio	Matt Johnson	26-35-365	62-24
10/24/15	at Kent State	Matt Johnson	27-40-430	48-0
10/17/15	Akron	Matt Johnson	25-30-357	59-10
10/10/15	UMass	Matt Johnson	33-39-450	62-38
10/3/15	at Buffalo	Matt Johnson	23-29-324	28-22
9/26/15	at Purdue	Matt Johnson	43-59-402	35-28
9/19/15	Memphis	Matt Johnson	28-44-443	41-44
9/12/15	at Maryland	Matt Johnson	36-55-491	48-27
9/5/15	vs. Tennessee	Matt Johnson	27-49-424	30-59
12/20/14	vs. South Alabama	James Knapke	25-39-368	33-28
11/12/14	Kent State	James Knapke	22-36-315	30-20
10/4/14	Buffalo	James Knapke	20-39-321	36-35
9/27/14	at UMass	James Knapke	38-59-443	47-42
9/13/14	Indiana	James Knapke	46-73-395	45-42
8/29/14	at Western Kentucky	Matt Johnson	25-36-313	31-59
12/6/13	vs. Northern Illinois	Matt Johnson	21-27-393	47-27
9/7/13	at Kent State	Matt Johnson	19-25-357	41-22
11/17/12	Kent State	Matt Schilz	22-44-355	24-31
10/29/11	at Kent State	Matt Schilz	29-49-400	15-27
9/17/11	Wyoming	Matt Schilz	34-55-437	27-28
12/30/09	vs. Idaho	Tyler Sheehan	33-47-387	42-43
11/20/09	Akron	Tyler Sheehan	23-32-338	36-20
11/3/09	at Buffalo	Tyler Sheehan	22-40-313	30-29
10/24/09	Central Michigan	Tyler Sheehan	35-55-341	10-24
10/17/09	at Ball State	Tyler Sheehan	28-41-376	31-17
10/10/09	at Kent State	Tyler Sheehan	44-63-505	36-35
10/3/09	Ohio	Tyler Sheehan	28-52-390	37-44
9/19/09	at Marshall	Tyler Sheehan	43-62-383	10-17
9/3/09	Troy	Tyler Sheehan	32-44-339	31-14
9/22/07	Temple	Tyler Sheehan	30-47-351	48-35
9/1/07	at Minnesota	Tyler Sheehan	34-51-388	32-31
10/8/05	Ohio	Omar Jacobs	26-41-381	38-14
10/1/05	Temple	Omar Jacobs	26-30-326	70-7



RECORD BOOK • MILESTONES

9/10/05	at Ball State	Omar Jacobs	27-43-428	40-31
9/3/05	at Wisconsin	Omar Jacobs	30-51-458	42-5
12/22/04	Memphis	Omar Jacobs	26-44-365	52-35
11/23/04	at Toledo	Omar Jacobs	60-36-415	41-49
11/13/04	Marshall	Omar Jacobs	24-37-389	56-35
11/6/04	Western Michigan	Omar Jacobs	17-20-300	52-0
10/30/04	Eastern Michigan	Omar Jacobs	30-44-333	41-20
10/23/04	at Ohio	Omar Jacobs	28-44-389	41-16
10/9/04	at C. Michigan	Omar Jacobs	31-42-387	38-14
10/2/04	at Temple	Omar Jacobs	21-26-367	70-16
12/26/03	Northwestern	Josh Harris	50-38-386	28-24
11/15/03	Kent State	Josh Harris	35-24-324	42-33
10/25/03	Northern Illinois	Josh Harris	43-27-438	34-18
9/20/03	at Ohio State	Josh Harris	33-54-326	17-24
9/6/03	at Purdue	Josh Harris	22-40-357	27-26
9/14/02	Missouri	Josh Harris	16-31-311	51-28
11/17/01	at Northwestern	Josh Harris	30-37-402	43-42
10/2/99	Toledo	Andy Sahn	20-30-302	34-23
11/5/94	at Kent	Ryan Henry	22-39-370	22-16
10/22/94	Ball State	Ryan Henry	17-30-340	59-36
11/7/92	at Kent	Erik White	24-45-312	28-22
9/28/91	at Navy	Erik White	28-41-307	22-19
11/4/89	Kent	Rich Dackin	23-38-376	51-28
10/14/89	Toledo	Rich Dackin	24-40-303	27-23
9/30/89	Akron	Rich Dackin	28-53-318	24-38
9/23/89	Central Michigan	Rich Dackin	25-39-301	24-20
11/14/87	at Eastern Michigan	Rich Dackin	34-56-340	18-38
11/7/87	Kent	Rich Dackin	23-32-349	30-20
11/23/85	at Ohio	Brian McClure	31-49-479	38-17
10/12/85	at Eastern Michigan	Brian McClure	22-37-320	42-24
9/14/85	at Kentucky	Brian McClure	30-48-309	30-26
10/20/84	Northern Illinois	Brian McClure	28-39-385	28-6
10/13/84	Western Michigan	Brian McClure	29-38-347	34-7
9/22/84	at Miami	Brian McClure	27-40-302	41-10
11/5/83	Ball State	Brian McClure	28-39-338	45-20
10/29/83	Central Michigan	Brian McClure	34-51-407	15-14
10/15/83	at Western Michigan	Brian McClure	28-48-312	23-20
10/1/83	at Eastern Michigan	Brian McClure	37-51-427	26-21
9/17/83	at Brigham Young	Brian McClure	30-46-362	28-63
10/9/82	at Miami	Brian McClure	29-41-312	12-17

100-YARD RUSHING GAMES

Name	Total
Travis Greene (2013-15)	19
Dave Preston (1974-76)	19
Paul Miles (1971-73)	16
Fred Durig (1951-52)	13
Zeb Jackson (1992-93)	11
Fred Coppet (2014-16)	10
Anthon Samuel (2011-12)	10
Bryant Jones (1980-82)	10
PJ Pope (2002-04)	9
Joe Alls (1999-02)	8
Bernard White (1984-85)	8
Andrew Clair (2017-present)	7

100-YARD RECEIVING GAMES

Name	Total
Roger Lewis (2014-15)	13
Scott Miller (2015-18)	12
Freddie Barnes (2007-09)	12
Charles Sharon (2003-05)	11
Kamar Jordan (2010-11)	10
Robert Redd (1998-02)	10
Stan Hunter (1983-85)	10
Steve Sanders (2004-05)	8
Ronald Heard (1987-89)	8
Mark Szlachcic (1990-92)	7
Reggie Thornton (1987-89)	6

300-YARD PASSING GAMES

Name	Total
Matt Johnson (2013-15)	12
Omar Jacobs (2004-05)	12
Brian McClure (1982-85)	12
Tyler Sheehan (2007-09)	11
Josh Harris (2001-03)	7
James Knapke (2014-16)	6
Rich Dackin (1987-89)	6
Matt Schilz (2011-12)	3
James Morgan (2016-17)	3

RECORD BOOK



RECORD BOOK • MILESTONES

RECORD BOOK

CAREER 1,000-YARD RUSHERS

Table listing career 1,000-yard rushers with names and yardage totals, starting with Travis Greene (11-15) at 3,852 yards.



Travis Greene broke the school's career rushing record in 2015 with 3,852 yards.

CAREER 1,000-YARD RECEIVERS

Table listing career 1,000-yard receivers with names and yardage totals, starting with Charles Sharon (02-05) at 3,450 yards.

Table listing career 1,000-yard receivers with names and yardage totals, starting with Ed Jones (66-68) at 1,615 yards.



RECORD BOOK • THROUGH THE YEARS

1919

Coach: John Stitt
 Captain: Dale Treece
 10/3 Toledo L 0-6
 10/18 at Defiance L 0-12
 10/22 Michigan Normal L 0-10
 Record: 0-3
 Points: 0, Opposition 28

1920

Coach: Walter Jean
 Captain: Charles Clucas
 10/5 at Findlay L 6-10
 10/12 at Michigan Normal L 0-74
 10/16 Heidelberg L 0-14
 10/23 Defiance L 28-46
 11/6 at Kent State W 7-0
 Record: 1-4
 Points: 41, Opposition 138

1921

Coach: Earl C. Krieger
 Captain: Franklin (Gus) Skibbie
 10/1 Kent State T 0-0
 10/7 at Defiance W 7-0
 10/15 Findlay W 151-0
 10/21 at Ashland L 0-27
 10/29 at Toledo W 20-7
 Record: 3-1-1
 Points: 178, Opposition 34

1922

Coach: Allen Snyder
 Captain: Orville Raberding
 9/30 at Ohio Northern L 0-27
 10/7 Adrian L 0-7
 10/14 at Findlay W 26-0
 10/19 Defiance W 22-0
 10/28 at Huntington W 38-6
 11/4 Toledo T 6-6
 11/11 at Kent State W 6-0
 Record: 4-2-1
 Points: 98, Opposition 46

1923

Coach: R. B. McCandless
 Captain: Robert A. Younkin
 9/29 Ohio Northern L 0-46
 10/6 at Heidelberg L 12-13
 10/13 Bluffton W 13-0
 10/19 Findlay W 26-3
 10/27 at Toledo L 0-27
 11/3 at Defiance L 7-17
 11/10 Ashland W 10-0
 11/24 at Baldwin-Wallace L 0-25
 Record: 3-5
 Points: 68, Opposition 131

1924

Coach: Warren E. Steller
 Captain: Ralph Castner
 10/11 at Capital L 0-19
 10/18 at Ashland W 13-6
 10/25 at Toledo L 7-12
 10/31 at Central Michigan L 0-21
 11/8 Defiance L 0-15
 11/15 at Bluffton W 6-0
 11/24 Cedarville W 34-0
 Record: 3-4
 Points: 60, Opposition 73

1925

Coach: Warren E. Steller
 Captain: Harry Crawford
 10/3 at Otterbein T 0-0
 10/10 Michigan Normal L 0-14
 10/16 Capital T 0-0
 10/24 at Findlay T 0-0
 10/31 at Defiance W 2-0
 11/7 Bluffton W 6-0
 11/20 Ashland W 26-14
 Record: 3-1-3
 Points: 34, Opposition 28

1926

Coach: Warren E. Steller
 Captain: Hayden Olds
 9/25 at Dayton L 0-41
 10/2 at Bluffton W 14-0
 10/9 Cedarville W 25-0
 10/23 Findlay L 6-7
 10/30 Central Michigan W 13-0
 11/6 Defiance W 30-7
 11/11 at Capital L 0-15
 11/20 at Detroit CC (Wayne) T 0-0
 Record: 4-3-1
 Points: 88, Opposition 70

1927

Coach: Warren E. Steller
 Captain: Ora Knecht
 9/24 at Otterbein T 0-0
 10/1 Ohio Northern W 6-2
 10/15 at Kent State W 13-0
 10/22 Detroit CC (Wayne) W 6-0
 10/29 at Findlay W 6-0
 11/11 at Defiance W 15-0
 11/19 Bluffton L 6-12
 Record: 5-1-1
 Points: 52, Opposition 14

1928

Coach: Warren E. Steller
 Captain: Harry Gwynn
 9/29 at Ohio Northern W 7-0
 10/13 at Bluffton W 6-0
 10/20 Toledo W 14-0
 11/3 Defiance T 12-12
 11/10 at Detroit CC (Wayne) W 20-0
 11/19 Findlay W 19-0
 11/26 Kent State T 6-6
 Record: 5-0-2
 Points: 84, Opposition 18

1929

Coach: Warren E. Steller
 Captain: Harold Treece
 9/28 Baldwin-Wallace L 0-18
 10/11 at Michigan Normal L 7-34
 10/18 Findlay W 23-0
 10/26 at Toledo T 0-0
 11/2 at Defiance W 6-0
 11/9 Bluffton W 15-0
 11/16 Detroit CC (Wayne) W 25-2
 Record: 4-2-1
 Points: 76, Opposition 54

1930

Coach: Warren E. Steller
 Captain: Chet Chapman
 9/27 Hope W 19-0
 10/4 at Baldwin-Wallace W 7-6
 10/11 at Bluffton W 13-6
 10/18 Defiance W 13-6
 10/25 at Findlay T 6-6
 11/1 Toledo T 0-0
 11/8 Albion W 30-7
 11/15 at Detroit CC (Wayne) W 19-7
 Record: 6-0-2
 Points: 107, Opposition 38

1931

Coach: Warren E. Steller
 Captain: Cliff Stevenson
 9/26 at Baldwin-Wallace T 0-0
 10/3 Mt. Union W 6-0
 10/10 at Western Reserve T 0-0
 10/17 Detroit CC (Wayne) W 13-0
 10/24 Bluffton T 0-0
 10/31 at Defiance L 0-15
 11/7 Findlay T 6-6
 11/14 Central Michigan W 6-0
 Record: 3-1-4
 Points: 31, Opposition 21

1932

Coach: Warren E. Steller
 Captain: Willard Schaller
 9/24 Baldwin-Wallace L 0-24
 10/1 at Mt. Union W 7-6
 10/14 at Bluffton L 0-14
 10/22 Defiance W 14-7
 10/29 at Hiram T 0-0
 11/5 Toledo W 12-6
 11/12 Ohio Northern L 0-20
 Record: 3-3-1
 Points: 33, Opposition 77

1933

Coach: Warren E. Steller
 Captain: Henry Fearnside
 9/30 Mt. Union L 6-7
 10/7 Bluffton W 19-0
 10/14 at Baldwin-Wallace L 6-58
 10/21 at Ohio Northern W 6-0
 10/27 at Toledo L 7-26
 11/4 Capital T 0-0
 11/10 Hiram T 0-0
 Record: 2-3-2
 Points: 44, Opposition 91

1934

Coach: Warren E. Steller
 Captain: Robert Lewis
 9/29 at Mt. Union L 0-12
 10/6 Otterbein W 20-7
 10/13 Kent State T 0-0
 10/20 at Hiram L 3-13
 10/27 at Capital W 13-0
 11/3 Toledo L 0-22
 11/10 Ohio Northern T 0-0
 Record: 2-3-2
 Points: 36, Opposition 54

1935

Coach: Harry Ockerman
 Captain: Jim Greetham
 10/5 Capital L 0-12
 10/12 Baldwin-Wallace L 0-41
 10/19 at Ohio Northern L 0-54
 10/26 at Kent State L 0-45
 11/2 at Toledo L 0-63
 11/9 Marietta L 0-31
 10/16 Hiram W 25-0
 Record: 1-6
 Points: 25, Opposition 246

1936

Coach: Harry Ockerman
 Captain: James Inman
 9/26 at Western Reserve L 0-40
 10/3 at Capital T 7-7
 10/10 Michigan Normal W 6-0
 10/17 at Wittenberg W 13-0
 10/24 Kent State L 0-6
 10/31 at Hiram W 13-0
 11/7 at Ashland W 20-0
 11/14 Ohio Northern T 7-7
 11/20 Heidelberg T 0-0
 Record: 4-2-3
 Points: 66, Opposition 60

1937

Coach: Harry Ockerman
 Captain: John Cheetwood
 9/25 Hiram W 12-0
 10/2 at Baldwin-Wallace L 0-21
 10/9 at Michigan Normal L 0-25
 10/16 Capital W 12-0
 10/23 Ohio Northern L 7-9
 10/30 at Kent State T 13-13
 11/6 Wittenberg L 0-12
 11/11 at Heidelberg W 12-0
 Record: 3-4-1
 Points: 56, Opposition 80

1938

Coach: Harry Ockerman
 Captain: Wayne Stewart
 9/24 at Capital T 0-0
 9/30 at John Carroll L 0-20
 10/8 Ashland W 50-0
 10/15 Wittenberg W 7-0
 10/22 at Ohio Northern T 0-0
 10/29 Michigan Normal T 7-7
 11/5 Kent State L 3-7
 11/12 at Hiram W 28-7
 Record: 3-2-3
 Points: 95, Opposition 41

1939

Coach: Harry Ockerman
 Captain: Edward Siminski
 9/30 Bluffton W 35-0
 10/7 Wayne W 9-0
 10/14 Capital L 6-7
 10/21 Otterbein W 26-6
 10/28 at Wittenberg W 19-13
 11/4 at Kent State W 34-0
 11/11 at Findlay T 7-7
 11/18 at Michigan Normal W 23-13
 Record: 6-1-1
 Points: 159, Opposition 46

1940

Coach: Harry Ockerman
 Captain: Steve Brudzinski
 10/5 Wittenberg L 0-14
 10/11 at Findlay W 14-7
 10/19 Michigan Normal W 15-0
 10/26 at Capital T 7-7
 11/2 Kent State L 0-13
 11/9 at Wooster W 26-14
 11/16 at Eastern Kentucky L 0-48
 11/21 at Wayne L 0-19
 Record: 3-4-1
 Points: 62, Opposition 122

1941

Coach: Robert H. Whittaker
 Captain: Edward Wellner
 9/27 Wooster T 14-14
 10/3 at Akron L 0-8
 10/11 at Miami W 9-0
 10/18 at Michigan Normal W 20-6
 10/25 Heidelberg W 39-6
 11/1 at Kent State W 12-6
 11/8 at Wittenberg W 13-0
 11/15 Findlay W 47-0
 11/20 Wayne W 19-0
 Record: 7-1-1
 Points: 173, Opposition 40

1942

Coach: Robert H. Whittaker
 Captain: Ralph Quesinberry
 9/26 Miami Naval W 39-0
 10/3 at Ohio Wesleyan L 14-15
 10/10 at Ball State W 26-14
 10/17 at Wayne W 20-6
 10/24 Miami W 7-6
 10/31 Kent State L 0-7
 11/7 Wittenberg W 10-0
 11/13 at Findlay T 0-0
 11/21 Grosse Isle Navy W 19-7
 Record: 6-2-1
 Points: 135, Opposition 55

1943

Coach: Robert H. Whittaker
 Captain: Wayne Bordner
 9/18 Ohio Wesleyan W 18-7
 9/25 at Xavier W 40-0
 10/2 Central Michigan W 36-0
 10/9 Patterson Field W 36-0
 10/16 Bunker Hill Navy L 12-13
 10/23 at Baldwin-Wallace T 7-7
 10/30 Alma W 24-0



2021 BGSU FOOTBALL

12 MAC CHAMPIONSHIPS | 13 BOWL GAME APPEARANCES

RECORD BOOK • THROUGH THE YEARS

RECORD BOOK

11/6 at Miami L 6-45
 11/13 at Ohio Wesleyan L 20-32
 Record: 5-3-1
 Points: 194, Opposition 104

1944

Coach: Robert H. Whittaker
 Captain: Donald Mohr
 9/1 at Central Michigan W 20-19
 9/9 Miami+ L 7-28
 9/16 at Ohio Wesleyan W 13-6
 9/23 Baldwin-Wallace L 6-13
 9/30 Alma W 19-6
 10/7 Ohio Wesleyan W 41-0
 10/14 at Case W 20-18
 10/21 at Bunker Hill Navy L 7-27
 Record: 5-3
 Points: 133, Opposition 117
 +played in Toledo, Ohio

1945

Coach: Robert H. Whittaker
 Captain: Patrick Mulvihill
 8/31 at Alma W 15-0
 9/7 Central Michigan W 19-6
 9/14 at Baldwin-Wallace L 13-14
 9/22 at Miami L 0-26
 9/29 at Ohio University W 6-0
 10/6 at Oberlin L 0-28
 10/13 Case W 26-7
 Record: 4-3
 Points: 79, Opposition 81

1946

Coach: Robert H. Whittaker
 Captains: Wayne Bordner, Stanley Yoder
 9/28 at Central Michigan L 0-7
 10/5 Ball State W 13-0
 10/12 Miami L 0-6
 10/19 at Kent State W 13-0
 10/25 at Canisius W 13-7
 11/2 Oberlin W 14-0
 11/9 at St. Bonaventure L 9-13
 11/16 Xavier W 33-6
 Record: 5-3
 Points: 95, Opposition 39

1947

Coach: Robert H. Whittaker
 Captains: Wayne Bloker, James Knierim
 9/20 at Xavier L 0-2
 9/27 Central Michigan W 20-19
 10/4 at Dayton L 13-20
 10/11 at Miami L 19-33
 10/18 Ohio University W 2-0
 10/25 Kent State W 21-18
 11/1 Findlay W 26-9
 11/8 at St. Bonaventure L 14-21
 11/15 Northern Iowa W 19-7
 11/22 at William & Mary L 0-20
 Record: 5-5
 Points: 134, Opposition 149

1948

Coach: Robert H. Whittaker
 Captain: Vern Dunham
 9/25 at Ohio University W 13-7
 10/2 at Central Michigan W 13-12
 10/9 at Toledo W 21-6
 10/16 Morris Harvey W 48-6
 10/23 Baldwin-Wallace W 33-28
 10/30 at Findlay W 28-7
 11/6 at Kent State W 23-14
 11/13 Morningside W 38-7
 11/20 John Carroll T 13-13
 Record: 8-0-1
 Points: 230, Opposition 100

1949

Coach: Robert H. Whittaker
 Captain: Jack Woodland
 9/24 Rider W 47-14
 10/1 Central Michigan W 20-0
 10/8 at Toledo L 19-20
 10/15 at Morris Harvey L 0-21

10/22 at Baldwin-Wallace L 21-34
 10/28 at John Carroll L 24-38
 11/5 Kent State W 27-6
 11/12 at Mt. Union W 35-7
 11/19 Eastern Kentucky L 13-21
 Record: 4-5
 Points: 206, Opposition 161

1950

Coach: Robert H. Whittaker
 Captain: Doug Mooney
 9/23 at Rider T 0-0
 9/30 Miami L 6-54
 10/7 Bradley W 20-14
 10/14 at Central Michigan L 0-12
 10/21 Baldwin-Wallace T 34-34
 10/28 at Toledo W 39-14
 11/4 at Kent State L 6-19
 11/11 Youngstown W 22-7
 11/18 at Eastern Kentucky L 7-34
 Record: 3-4-2
 Points: 134, Opposition 188

1951

Coach: Robert H. Whittaker
 Captains: Ollie Glass, Eugene Aldridge
 9/22 Ohio Wesleyan W 23-13
 9/29 at Miami L 7-46
 10/6 Mt. Union L 13-26
 10/13 at Ohio University L 7-28
 10/20 at Baldwin-Wallace W 27-20
 10/27 Toledo L 6-12
 11/3 Kent State T 27-27
 11/10 at Youngstown W 20-0
 11/17 at Bradley W 20-6
 Record: 4-4-1
 Points: 150, Opposition 178

1952

Coach: Robert H. Whittaker
 Captain: Darrell Clay
 9/20 Central Michigan W 20-7
 9/27 Miami L 7-42
 10/4 at Ohio Wesleyan W 45-0
 10/11 at Bradley W 21-14
 10/18 Baldwin-Wallace W 27-19
 10/25 at Toledo W 29-19
 11/1 at Kent State W 44-21
 11/8 Youngstown W 50-0
 11/15 Ohio University L 14-33
 Record: 7-2
 Points: 257, Opposition 155

1953

Coach: Robert H. Whittaker
 Captain: James Ladd
 9/18 at Youngstown L 7-20
 9/26 at Miami L 0-47
 10/2 at Temple L 0-27
 10/10 Bradley W 39-13
 10/17 at Baldwin-Wallace L 27-35
 10/24 Toledo L 19-20
 10/31 Kent State L 7-41
 11/7 Heidelberg L 6-27
 11/14 at Ohio University L 14-22
 Record: 1-8
 Points: 119, Opposition 252

1954

Coach: Robert H. Whittaker
 Captain: John Ladd
 9/18 at Dayton W 18-0
 9/25 Miami L 7-46
 10/2 Waynesburg L 7-12
 10/9 at Western Mich. L 15-20
 10/16 Baldwin-Wallace W 13-0
 10/23 at Toledo L 7-38
 10/30 at Kent State L 25-28
 11/6 Marshall L 19-26
 11/13 Ohio University L 14-26
 Record: 2-7
 Points: 125, Opposition: 196

1955

Coach: Doyt L. Perry
 Captain: Jack Hecker
 9/17 Defiance W 40-0
 9/23 at Kent State T 6-6
 10/1 Western Michigan W 35-0
 10/8 John Carroll W 30-0
 10/15 at Baldwin-Wallace W 34-14
 10/22 Toledo W 39-0
 10/29 at Marshall W 27-26
 11/5 at Miami L 0-7
 11/12 at Ohio University W 13-0
 Record: 7-1-1
 Points: 224, Opposition 53

1956

Coach: Doyt L. Perry
 Captains: Jack Giroux, Harold Peek
 9/15 Defiance W 73-0
 9/22 Kent State W 17-0
 9/29 at Western Mich. W 27-13
 10/6 at Drake W 46-7
 10/13 at Baldwin-Wallace W 32-21
 10/20 at Toledo W 34-12
 10/27 Marshall W 34-12
 11/3 Miami T 7-7
 11/10 Ohio University W 41-27
 Record: 8-0-1
 Points: 311, Opposition 99

1957

Coach: Doyt L. Perry
 Captain: Tim Murnen
 9/21 Baldwin-Wallace W 60-7
 9/28 at Xavier W 16-0
 10/5 at Delaware W 7-0
 10/12 Western Michigan T 14-14
 10/19 Toledo W 29-0
 10/26 at Kent State W 13-7
 11/2 Miami L 7-13
 11/9 at Ohio University T 7-7
 11/16 at Marshall W 14-7
 Record: 6-1-2
 Points: 167, Opposition 55

1958

Coach: Doyt L. Perry
 Captain: Ray Reese
 9/20 at Wichita State W 20-14
 9/27 Lockbourne AFB W 27-6
 10/4 at Dayton W 25-0
 10/11 at Western Mich. W 40-6
 10/18 at Toledo W 31-16
 10/25 Kent State L 7-8
 11/1 at Miami L 14-28
 11/8 Ohio University W 33-6
 11/15 Marshall W 21-7
 Record: 7-2
 Points: 218, Opposition 91

1959

Coach: Doyt L. Perry
 Captains: Robert Colburn, Robert Zimpfer
 9/26 at Marshall W 51-7
 10/3 Dayton W 14-0
 10/10 Western Michigan W 34-0
 10/17 Toledo W 51-21
 10/24 at Kent State W 25-8
 10/31 Miami W 33-16
 11/7 at Southern Illinois W 23-14
 11/14 Delaware W 30-8
 11/21 at Ohio University W 13-9
 Record: 9-0
 Points: 274, Opposition 83

1960

Coach: Doyt L. Perry
 Captains: Bernie Casey, Jerry Colaner
 9/24 Marshall W 14-7
 10/1 at Miami W 21-12
 10/8 at Western Mich. W 14-13
 10/15 at Toledo W 14-3
 10/22 Kent State W 28-0

10/29 Cal Poly SLO W 50-6
 11/5 Southern Illinois W 27-6
 11/12 Ohio University L 7-14
 11/19 at Texas Western W 21-0
 Record: 8-1
 Points: 196, Opponents: 61

1961

Coach: Doyt L. Perry
 Captains: Ray Kwiatkowski, Larry Smith
 9/23 at Marshall W 40-0
 9/30 Dayton W 28-11
 10/7 Western Michigan W 21-0
 10/14 Toledo W 17-6
 10/21 at Kent State W 21-6
 10/28 Miami L 6-7
 11/4 West Texas State W 28-6
 11/11 at Ohio University W 7-6
 11/18 at Southern Illinois W 20-0
 11/23 *Fresno State L 6-36
 Record: 8-2
 Points: 194, Opposition 78
 *Mercy Bowl (Los Angeles, CA)

1962

Coach: Doyt L. Perry
 Captains: Robert Fearnside, Gary Sherman
 9/22 Marshall W 48-6
 9/29 at Dayton W 14-7
 10/6 at Western Mich. W 10-6
 10/13 at Toledo W 28-13
 10/20 Kent State W 45-6
 10/27 at Miami T 24-24
 11/3 at West Texas State L 7-23
 11/10 Ohio University W 7-6
 11/17 Southern Illinois W 21-0
 Record: 7-1-1
 Points: 204, Opposition 91

1963

Coach: Doyt L. Perry
 Captains: John Doyle, William Violet
 9/21 Detroit W 27-14
 9/28 at Southern Illinois W 31-6
 10/5 Dayton W 28-0
 10/12 Western Michigan W 16-7
 10/19 Toledo W 22-20
 10/26 at Kent State W 18-3
 11/2 Miami L 12-21
 11/9 at Marshall W 21-14
 11/16 at Ohio University L 0-16
 11/23 Xavier W 26-15
 Record: 8-2
 Points: 201, Opposition 116

1964

Coach: Doyt L. Perry
 Captains: Thomas Reicosky, Jerry Ward, James Wisser
 9/19 Southern Illinois W 35-12
 9/26 at North Texas W 21-7
 10/3 Dayton W 35-0
 10/10 at Western Mich. W 28-8
 10/17 at Toledo W 31-14
 10/24 Kent State W 41-0
 10/31 at Miami W 21-18
 11/7 Marshall W 28-0
 11/14 Ohio University L 0-21
 11/21 at Xavier W 35-7
 Record: 9-1
 Points: 275, Opponents 87

1965

Coach: Bob Gibson
 Captains: William Earhart, James Violet, Dwight Wallace
 9/18 Cal St. Los Angeles W 21-0
 9/25 at West Texas State L 0-34
 10/2 at Dayton W 9-0
 10/9 Western Michigan W 21-17
 10/16 Toledo W 21-14
 10/23 at Kent State W 7-6
 10/30 Miami L 7-23



RECORD BOOK • THROUGH THE YEARS

11/6 at Marshall W 20-6
11/13 at Ohio University W 17-7
Record: 7-2
Points: 123, Opposition 107

1966

Coach: Bob Gibson
Captain: Mike Weger
9/17 at Tampa L 13-20
9/24 Dayton W 13-0
10/1 at Western Mich. L 14-16
10/8 at Toledo W 14-13
10/15 Kent State L 12-35
10/22 at Miami W 17-14
10/29 Marshall W 14-6
11/5 Ohio University W 28-0
11/12 at Temple W 62-20
Record: 6-3
Points: 187, Opposition 124

1967

Coach: Bob Gibson
Captains: Chester Boyer, Dave Seiter
9/23 Quantico Marines W 29-0
9/30 at Dayton W 7-0
10/7 Western Michigan L 6-10
10/14 Toledo L 0-33
10/21 at Kent State W 7-6
10/28 Miami L 7-9
11/4 at Marshall W 9-7
11/11 at Ohio University L 7-31
11/18 Northern Illinois W 17-7
11/25 at Cal St. LA W 42-27
Record: 6-4
Points: 131, Opposition 130

1968

Coach: Don Nehlen
Captain: Dennis Zolciak
9/21 Ball State W 62-8
9/28 Dayton W 20-14
10/5 at Western Mich. W 17-10
10/12 at Toledo T 0-0
10/19 Kent State W 30-7
10/26 at Miami L 7-31
11/2 Marshall W 54-28
11/9 Ohio University L 27-28
11/16 at Northern Illinois L 6-7
11/23 at Xavier W 44-14
Record: 6-3-1
Points: 267, Opposition 147

1969

Coach: Don Nehlen
Captains: Joe Green, Dave Roeser
9/20 Utah State L 6-14
9/27 at Dayton W 27-7
10/4 Western Michigan W 21-10
10/11 Toledo L 26-27
10/18 at Kent State W 7-0
10/25 Miami W 3-0
11/1 at Marshall L 16-21
11/8 at Ohio University W 23-16
11/15 at West Texas L 12-28
11/22 Northern Illinois W 38-23
Record: 6-4
Points: 179, Opposition 146

1970

Coach: Don Nehlen
Captains: Phil Villapiano, Dave Finley, Vern Wireman
9/19 at Utah State L 14-33
9/26 Dayton T 14-14
10/3 at Western Mich. L 3-23
10/10 at Toledo L 0-20
10/17 Kent State W 44-0
10/24 at Miami L 3-7
10/31 Marshall W 26-24
11/7 Ohio University L 7-34
11/14 West Texas State L 7-23
Record: 2-6-1
Points: 118, Opposition 178

1971

Coach: Don Nehlen
Captains: Don Plusquellic, Jerry Fields, Larry Meador
9/18 at Ohio University W 20-19
9/25 East Carolina W 47-21
10/2 Western Michigan W 23-6
10/9 Toledo L 7-24
10/16 at Kent State W 46-33
10/23 Miami W 33-7
10/30 at Marshall L 10-12
11/6 at Texas Arlington W 34-17
11/13 Xavier L 27-42
11/20 at Dayton L 16-26
Record: 6-4
Points: 263, Opposition 207

1972

Coach: Don Nehlen
Captains: Bill Montrie, Bill Pittman
9/16 at Purdue W 17-14
9/23 at Miami W 16-7
9/30 at Western Mich. T 13-13
10/7 at Toledo W 19-8
10/14 Kent State L 10-14
10/21 at San Diego State L 19-35
10/28 Marshall W 46-7
11/4 Ohio University W 17-0
11/11 Dayton W 17-0
11/18 at Tampa L 22-29
Record: 6-3-1
Points: 184, Opposition 127

1973

Coach: Don Nehlen
Captains: Greg Meczka, John Villapiano
9/15 at Syracuse W 41-14
9/22 at Dayton W 31-16
9/29 Western Michigan W 31-20
10/6 Toledo W 49-35
10/13 at Kent State L 7-21
10/20 Miami L 8-31
10/27 at Marshall W 24-21
11/3 at Ohio University L 23-24
11/10 Eastern Michigan W 31-7
11/17 Northern Illinois W 21-20
Record: 7-3
Points: 266, Opposition 209

1974

Coach: Don Nehlen
Captains: Joe Russell, Hal Thomas
9/14 at East Carolina L 6-24
9/21 Dayton W 41-21
9/28 at Western Mich. W 21-13
10/5 at Toledo L 19-24
10/12 Kent State W 26-10
10/19 at Miami L 10-34
10/26 Marshall W 28-3
11/2 Ohio University L 22-33
11/9 Arkansas State W 17-0
11/16 at So. Mississippi W 38-20
11/23 at San Diego State T 21-21
Record: 6-4-1
Points: 249, Opposition 203

1975

Coach: Don Nehlen
Captains: Steve Studer, Art Thompson
9/13 at Brigham Young W 23-21
9/20 So. Mississippi W 16-14
9/27 at Dayton W 21-14
10/4 Western Michigan W 28-0
10/11 Toledo W 34-17
10/18 Kent State+ W 35-9
10/25 Miami L 17-20
11/1 Ball State L 20-27
11/8 at Ohio University W 19-17
11/15 at Southern Illinois W 48-6
11/22 at Texas Arlington L 17-21
Record: 8-3
Points: 278, Opposition 166
+ played at Cleveland Municipal Stadium

1976

Coach: Don Nehlen
Captains: Greg Davidson, Dan Saleet
9/11 at Syracuse W 22-7
9/18 Eastern Michigan W 53-12
9/25 San Diego State L 15-27
10/2 at Western Mich. W 31-28
10/9 at Toledo W 29-28
10/16 Kent State W 17-13
10/23 at Miami L 7-9
10/30 Central Michigan L 28-38
11/6 Ohio University L 26-31
11/13 Southern Illinois W 35-7
11/20 at Tenn.-Chatt. L 29-49
Record: 6-5
Points: 292, Opposition 249

1977

Coach: Denny Stolz
Captains: Doug Smith, Mark Miller, Alex Proszak
9/10 at Grand Valley St. W 17-6
9/17 at Eastern Michigan L 6-16
9/24 Iowa State L 21-35
10/1 Western Michigan W 34-14
10/8 Toledo W 21-13
10/15 at Kent State W 14-10
10/22 Miami L 13-33
10/29 at Central Michigan L 28-35
11/5 Tenn.-Chattanooga L 33-37
11/12 at Ohio University W 39-27
11/19 at Hawaii L 21-41
11/26 at Long Beach St. L 28-29
Record: 5-7
Points: 275, Opposition 296

1978

Coach: Denny Stolz
Captains: Dirk Abernathy, Joe Studer
9/9 at Villanova L 28-35
9/16 at Eastern Michigan W 43-6
9/23 Grand Valley State W 49-3
9/30 at Western Michigan L 20-24
10/7 at Toledo W 45-27
10/14 Kent State W 28-20
10/21 at Miami L 7-18
10/28 Central Michigan L 7-38
11/4 Ball State L 14-39
11/11 at So. Mississippi L 21-38
11/18 Ohio University L 15-19
Record: 4-7
Points: 277, Opposition 267

1979

Coach: Denny Stolz
Captains: Bob Harris, Mike Wright
9/8 Eastern Michigan W 32-6
9/15 at Iowa State L 10-38
9/22 Central Michigan L 0-24
9/29 at Western Mich. W 15-3
10/6 Toledo L 17-23
10/13 at Kent State W 28-17
10/20 Miami L 3-21
10/27 at Ball State L 23-38
11/3 at Kentucky L 14-20
11/10 So. Mississippi W 31-27
11/17 at Ohio University L 21-48
Record: 4-7
Points: 194, Opposition 265

1980

Coach: Denny Stolz
Captains: Craig Valentine, Tim Ross, Dan Shetler
9/6 at Richmond L 17-20
9/13 Eastern Michigan L 16-18
9/20 Long Beach L 21-23
9/27 at Kentucky L 20-21
10/4 at Western Mich. W 17-14
10/11 at Toledo W 17-6
10/18 Kent State W 24-3
10/25 at Miami L 3-7
11/1 Ball State W 24-21

11/8 at Central Michigan L 10-32
11/22 Ohio University L 20-21
Record: 4-7
Points: 189, Opposition 186

1981

Coach: Denny Stolz
Captains: Tom Glendening, Doug Carr, Craig Valentine
9/12 at Baylor L 0-38
9/19 at Ohio University L 21-23
9/26 at Michigan State L 7-10
10/3 Western Michigan L 7-21
10/10 Miami T 7-7
10/17 at Northern Illinois W 17-10
10/24 Toledo W 38-0
10/30 Kent State W 13-7
11/7 at Ball State W 14-10
11/14 at Eastern Mich. W 28-0
11/21 Central Michigan L 3-6
Record: 5-5-1
Points: 155, Opposition 132

1982

Coach: Denny Stolz
Captains: Terry Gyetvai, Shawn Potts, Andre Young
9/4 Ohio University W 40-0
9/18 at Central Michigan W 34-30
10/2 Western Michigan W 7-3
10/9 at Miami L 12-17
10/16 Northern Illinois W 20-18
10/23 at Toledo L 10-24
10/30 at Kent State W 41-7
11/6 Ball State W 28-7
11/13 Eastern Michigan W 24-7
11/20 at Long Beach L 7-24
11/25 at North Carolina L 14-33
12/18 *at Fresno State L 28-29
Record: 7-5
Points: 265, Opposition 199
*California Bowl (Fresno, CA)

1983

Coach: Denny Stolz
Captains: Martin Bayless, Mark Emans
9/10 at Fresno State W 35-27
9/17 at Brigham Young L 28-63
9/24 Miami W 17-14
10/1 at Eastern Mich. W 26-21
10/8 Toledo L 3-6
10/15 at Western Mich. W 23-20
10/22 at Northern Illinois L 23-24
10/29 Central Michigan W 15-14
11/5 Ball State W 45-30
11/12 at Ohio University W 24-20
11/19 Kent State W 38-3
Record: 8-3
Points: 277, Opposition 242

1984

Coach: Denny Stolz
Captains: Joe Prchlik, Brian Johnson, Dean Hall
9/8 Richmond W 55-28
9/15 at Oklahoma State L 14-31
9/22 at Miami W 41-10
9/29 Eastern Michigan W 35-27
10/6 at Toledo L 6-17
10/13 Western Michigan W 34-7
10/20 Northern Illinois W 28-6
10/27 at Central Michigan L 21-42
11/3 at Ball State W 38-13
11/10 Ohio University W 28-7
11/17 at Kent State W 27-10
Record: 8-3
Points: 327, Opposition 198

1985

Coach: Denny Stolz
Captains: Brian McClure, Chris Hartman, Stan Hunter
9/7 at Ball State W 31-6
9/14 at Kentucky W 30-26



2021 BGSU FOOTBALL

12 MAC CHAMPIONSHIPS | 13 BOWL GAME APPEARANCES

RECORD BOOK • THROUGH THE YEARS

RECORD BOOK

9/21	Miami	W 28-24
9/28	Akron	W 27-22
10/5	at Western Mich.	W 48-7
10/12	at Eastern Mich.	W 42-24
10/19	Central Michigan	W 23-18
10/26	Kent State	W 26-14
11/2	at Northern Illinois	W 34-14
11/16	Toledo	W 21-0
11/23	at Ohio University	W 38-17
12/14	*at Fresno State	L 7-51

Record: Won 11, Lost 1
Points: 355, Opposition 223
*California Bowl (Fresno, CA)

1986

Coach: Moe Ankney
Captains: Gerald Bayless, Paul Schweitzer

9/6	Ohio University	W 21-16
9/13	at Minnesota	L 7-31
9/20	at Central Michigan	L 10-20
9/27	at Miami	L 7-24
10/4	Western Michigan	W 17-3
10/11	Eastern Michigan	W 24-10
10/18	at Washington	L 0-48
10/25	at Kent State	W 31-15
11/1	Northern Illinois	L 8-16
11/8	Ball State	W 20-17
11/15	at Toledo	L 3-22

Record: 5-6
Points: 148, Opposition 222

1987

Coach: Moe Ankney
Captains: John Hunter, Mike Otten

9/5	at Penn State	L 19-45
9/12	Youngstown State	L 17-20
9/19	at Ball State	W 24-0
9/26	Western Michigan	L 27-34
10/3	at Arizona	L 7-45
10/10	at Ohio University	W 28-7
10/17	Toledo	W 20-6
10/31	at Miami	L 7-17
11/7	Kent	W 30-20
11/14	at Eastern Michigan	L 18-38
11/21	Central Michigan	W 18-17

Record: 5-6
Points: 215, Opposition 249

1988

Coach: Moe Ankney
Captains: Kyle Kramer, Eric Smith

9/3	at West Virginia	L 14-62
9/10	Ball State	L 10-34
9/17	at Texas Christian	L 12-49
9/24	at Toledo	L 5-34
10/1	at Western Mich.	L 10-37
10/8	Ohio	W 42-0
10/15	at Central Michigan	L 3-21
10/22	Youngstown State	W 20-16
10/29	Miami	T 21-21
11/5	at Kent	L 19-31
11/12	Eastern Michigan	L 3-28

Record: 2-8-1
Points: 159, Opposition 333

1989

Coach: Moe Ankney
Captains: Larry Lambright, Rich Dackin, Mike Holmes

9/9	at East Carolina	L 6-41
9/16	Ball State	L 3-28
9/23	Central Michigan	W 24-20
9/30	Akron	L 24-38
10/7	at Ohio	W 31-28
10/14	Toledo	W 27-23
10/21	at Eastern Michigan	L 13-21
10/28	at Miami	L 13-17
11/4	Kent	W 51-28
11/11	at Western Mich.	W 31-30
11/18	at Tulsa	L 10-45

Record: 5-6
Points: 233, Opposition 319

1990

Coach: Moe Ankney
Captains: Charles Dotson, Brian Sherman, Pat Jackson

9/2	Cincinnati+	W 34-20
9/8	at Virginia Tech	L 7-21
9/22	at Central Michigan	L 0-17
9/29	at Ball State	L 6-16
10/6	Ohio	T 10-10
10/13	at Toledo	L 13-19
10/20	Eastern Michigan	W 25-15
10/27	Miami	T 10-10
11/3	at Kent	W 20-16
11/10	Western Michigan	L 13-19

Record: 3-5-2
Points: 138, Opposition 163
+played at Riverfront Stadium

1991

Coach: Gary Blackney
Captains: Brian Sherman, Terry Wilson

8/31	Eastern Michigan	W 17-6
9/5	at West Virginia	L 17-24
9/21	Cincinnati	W 20-16
9/28	at Navy	W 22-19
10/5	Central Michigan	W 17-10
10/12	at Ohio	W 45-14
10/19	Toledo	W 24-21
10/26	at Western Mich.	W 23-10
11/2	at Miami	W 17-7
11/9	Kent	W 35-7
11/16	at Ball State	W 14-13
12/14	*at Fresno State	W 28-21

Record: 11-1
Points: 279, Opposition 168
*California Raisin Bowl (Fresno, CA)

1992

Coach: Gary Blackney
Captains: Erik White, Artie Mangham, Dave Bielinski

9/3	Western Michigan	W 29-19
9/12	at Ohio State	L 6-17
9/19	at Wisconsin	L 18-39
9/26	East Carolina	W 44-34
10/3	at Central Michigan	W 17-14
10/10	Ohio	W 31-14
10/17	at Toledo	W 10-9
10/24	at Akron	W 24-3
10/31	Miami	W 44-24
11/7	at Kent	W 28-22
11/14	Ball State	W 38-6
12/18	*Nevada	W 35-34

Record: 10-2
Points: 324, Opposition 235
*Las Vegas Bowl (Las Vegas, NV)

1993

Coach: Gary Blackney
Captains: Vince Palko, Zeb Jackson

9/4	at Virginia Tech	L 16-33
9/11	Cincinnati	W 21-7
9/25	at Navy	L 20-27
10/2	Toledo	W 17-10
10/9	at Ohio	W 20-0
10/16	Akron	W 49-7
10/23	at Ball State	T 26-26
10/30	at Miami	W 30-25
11/6	Kent	W 40-7
11/13	at Central Michigan	L 15-17
11/20	Western Michigan	T 14-14

Record: 6-3-2
Points: 268, Opposition 173

1994

Coach: Gary Blackney
Captains: Vince Palko, Rameir Martin

9/1	at N. Carolina State	L 15-20
9/10	at Akron	W 45-0
9/17	Navy	W 59-21
9/24	at Eastern Mich.	W 30-13
10/1	at Cincinnati	W 38-0
10/8	Ohio	W 32-0
10/15	at Toledo	W 31-16

10/22	Ball State	W 59-36
10/29	Miami	W 27-16
11/5	at Kent	W 22-16
11/12	Central Michigan	L 33-36

Record: 9-2
Points: 391, Opposition 174

1995

Coach: Gary Blackney
Captains: Cal Bowers, Greg Cepek, Jason Woullard

8/31	Louisiana Tech	L 21-28
9/9	at Missouri	W 17-10
9/16	Akron	W 50-12
9/23	at Central Michigan	L 16-22
9/30	at Temple	W 37-31
10/7	Miami	L 0-21
10/14	at Ball State	L 10-30
10/21	Toledo	L 16-35
10/28	at Western Mich.	L 0-17
11/4	Ohio	W 33-7
11/11	at Kent	W 26-15

Record: 5-6
Points: 226, Opposition 228

1996

Coach: Gary Blackney
Captains: Kevin O'Neill, Courtney Davis

8/31	at Alabama	L 7-21
9/14	Temple	W 20-16
9/21	at Miami	W 14-10
9/28	Central Michigan	W 31-27
10/5	at Toledo	L 16-24
10/12	Kent	W 31-24
10/19	Ball State	L 11-16
10/26	at Ohio	L 0-38
11/2	at Akron	L 14-21
11/9	Western Mich. (OT)	L 13-16
11/16	at Central Florida	L 19-27

Record: 4-7
Points: 176, Opposition 240

1997

Coach: Gary Blackney
Captains: Kevin O'Neill, John Kuck

8/30	at Louisiana Tech	L 23-30
9/6	Miami	W 28-21
9/13	at Ohio State	L 13-44
9/20	at Akron	W 31-28
9/27	at Kansas State	L 0-58
10/4	Northern Illinois	W 35-10
10/11	Western Michigan	L 21-34
10/18	at Ohio	L 0-24
10/25	Toledo	L 20-35
11/1	at Kent	L 20-29
11/8	at Marshall	L 0-28

Record: 3-8
Points: 191, Opposition 341

1998

Coach: Gary Blackney
Captains: Tony Holcomb, Morty Bryce

9/5	at Missouri	L 0-37
9/12	at Penn State	L 3-48
9/26	Central Florida	L 31-38
10/3	Ohio	W 35-7
10/10	at Miami	L 12-24
10/17	at Toledo	L 16-24
10/24	Kent	W 42-21
10/31	Marshall	W 34-13
11/7	Akron	W 58-21
11/14	at Western Michigan	L 27-56
11/21	at Northern Illinois	W 34-23

Record: 5-6
Points: 292, Opposition 312

1999

Coach: Gary Blackney
Captains: D.J. Durkin, Brent Martin

9/4	at Pittsburgh	L 10-30
9/11	Tennessee Tech	W 40-15
9/18	at Marshall	L 16-35
9/25	at Kent	L 27-41
10/2	Toledo	W 34-23
10/9	Miami	L 31-45

10/16	at Akron	L 25-55
10/23	at Ohio	L 14-17
10/30	Central Michigan	W 31-7
11/13	Ball State	W 35-14
11/20	at Central Fla. (OT)	W 33-30

Record: 5-6
Points: 326, Opposition 312

2000

Coach: Gary Blackney
Captains: D.J. Durkin, Eric Curl, Rob Fehrman

9/2	at Michigan	L 7-42
9/9	Pittsburgh	L 16-34
9/16	at Temple	L 14-31
9/23	at Buffalo	L 17-20
9/30	at Kent State	W 18-11
10/7	Akron	L 21-27
10/14	at Miami	L 10-24
10/21	Eastern Michigan	W 20-6
11/4	Marshall	L 13-20
11/11	Ohio	L 21-23
11/22	at Toledo	L 17-51

Record: 2-9
Points: 174, Opposition 289

2001

Coach: Urban Meyer
Captains: Khary Campbell, Kurt Gerling, Ryan Wingrove, Malcolm Robinson

9/1	at Missouri	W 20-13
9/8	Buffalo	W 35-0
9/22	Temple	W 42-23
9/29	at Marshall	L 31-37
10/6	Kent State	W 24-7
10/13	at W. Michigan	L 28-37
10/20	at Akron	W 16-11
11/3	Miami	L 21-24
11/10	at Ohio	W 17-0
11/17	at Northwestern	W 43-42
11/23	Toledo	W 56-21

Record: 8-3
Points: 333, Opposition 215

2002

Coach: Urban Meyer
Captains: Chris Haneline, Robert Redd, Andy Sahn, Jon Mazur

8/29	Tennessee Tech	W 41-7
9/14	Missouri	W 51-28
9/21	at Kansas	W 39-16
10/5	Ohio	W 72-21
10/12	at Central Michigan	W 45-35
10/19	Western Michigan	W 48-45
10/26	Ball State	W 38-20
11/2	at Kent State	W 45-14
11/9	at Northern Illinois	L 17-26
11/16	at South Florida	L 7-29
11/23	Eastern Michigan	W 63-21
11/30	at Toledo	L 24-42

Record: 9-3
Points: 490, Opposition 304

2003

Coach: Gregg Brandon
Captains: Jovon Burkes, Josh Harris, Mitch Hewitt, Craig Jarrett

8/28	Eastern Kentucky	W 63-13
9/6	at #16 Purdue	W 27-26
9/13	Liberty	W 62-3
9/20	at #4 Ohio State	L 17-24
10/4	Central Michigan	W 23-3
10/11	at Western Michigan	W 32-21
10/18	at Eastern Michigan	W 33-20
10/25	#12 N. Illinois	W 34-18
11/4	at Miami	L 10-33
11/15	Kent State	W 42-33
11/22	at Ball State	W 41-14
11/29	Toledo	W 31-23
12/4	Miami (MAC Chmp)	L 27-49
12/26	*Northwestern	W 28-24

Record: 11-3
Points: 470, Opposition 304
*Motor City Bowl (Detroit, Michigan)



RECORD BOOK • THROUGH THE YEARS

2004

Coach: Gregg Brandon
 Captains: Jovon Burkes, Mike Thaler,
 Scott Mruzckowski, Cole Magner

9/4	at Oklahoma	L	24-40
9/11	SE Missouri State	W	49-10
9/24	at Northern Illinois	L	17-34
10/2	at Temple	W	70-16
10/9	at Central Michigan	W	38-14
10/16	Ball State	W	51-13
10/23	at Ohio	W	41-16
10/30	Eastern Michigan	W	41-20
11/6	Western Michigan	W	52-0
11/13	Marshall	W	56-35
11/23	at Toledo	L	41-49
12/22	*Memphis	W	52-35

Record: 9-3
 Points: 532, Opposition 282
 *GMAC Bowl (Mobile, Alabama)

2005

Coach: Gregg Brandon
 Captains: Steve Sanders, Teddy Piepkow,
 Rob Warren, Mike Thaler, Omar Jacobs

9/3	at Wisconsin	L	42-56
9/10	at Ball State	W	40-31
9/21	at Boise State	L	20-48
10/1	Temple	W	70-7
10/8	Ohio	W	38-14
10/15	at Buffalo	W	27-7
10/22	Western Michigan	L	14-45
10/29	Akron	L	14-24
11/5	at Kent State	W	24-14
11/15	at Miami	W	42-14
11/22	Toledo (2OT)	L	41-49

Record: 6-5
 Points: 372, Opposition 304

2006

Coach: Gregg Brandon
 Captains: Ken Brantley, Kory Lichtensteiger,
 Devon Parks, Brad Williams

9/2	Wisconsin #	L	14-35
9/9	Buffalo	W	48-40
9/16	at Florida International	W	33-28
9/23	Kent State	L	3-38
9/30	at Ohio	W	21-9
10/7	at Ohio State	L	7-35
10/14	Eastern Michigan	W	24-21
10/19	at Central Michigan	L	14-31
10/28	at Temple	L	14-28
11/4	at Akron	L	28-35
11/15	Miami	L	7-9
11/21	at Toledo	L	21-31

Record: 4-8
 Points: 234, Opposition 340
 # Cleveland Browns Stadium - Cleveland, Ohio

2007

Coach: Gregg Brandon
 Captains: Kory Lichtensteiger, Loren Hargrove,
 Antonio Smith, Corey Partridge,
 Sean O'Drobinak

9/1	at Minnesota (OT)	W	32-31
9/8	at Michigan State	L	17-28
9/22	Temple	W	48-35
9/29	Western Kentucky	W	41-21
10/6	at Boston College	L	24-55
10/13	at Miami	L	14-47
10/20	at Kent State	W	31-20
10/27	Ohio	L	27-38
11/2	Akron	W	44-20
11/9	at Eastern Michigan	W	39-32
11/17	at Buffalo	W	31-17
11/23	Toledo	W	37-10
1/06	Tulsa*	L	7-63

Record: 8-5
 Points: 392, Opposition 417
 *GMAC Bowl (Mobile, Ala.)

2008

Coach: Gregg Brandon
 Captains: Corey Partridge, Antonio Smith,
 John Haneline, Jeff Fink, Brandon Curtis

8/30	at Pittsburgh	W	27-17
9/6	Minnesota	L	17-42
9/13	at Boise State	L	7-20
9/27	at Wyoming	W	45-16
10/4	Eastern Michigan	L	21-24
10/11	at Akron	W	37-33
10/18	Miami	L	20-27
10/25	at Northern Illinois	L	13-16
11/1	Kent State	W	45-30
11/8	at Ohio	W	28-3
11/21	Buffalo (2OT)	L	34-40
11/28	at Toledo	W	38-10

Record: 6-6
 Points: 332, Opposition 278

2009

Coach: Dave Clawson
 Captains: Freddie Barnes, Cody Basler,
 Jahmal Brown, Jimmy Scheidler, Tyler Sheehan

9/3	Troy	W	31-14
9/12	at #25 Missouri	L	20-27
9/19	at Marshall	L	10-17
9/26	#4 Boise State	L	14-49
10/3	Ohio	L	37-44
10/10	at Kent State	W	36-35
10/17	at Ball State	W	31-17
10/24	Central Michigan	L	10-24
11/3	at Buffalo	W	30-29
11/12	at Miami	W	35-14
11/20	Akron	W	36-20
11/27	Toledo	W	38-24
12/30	Idaho*	L	42-43

Record: 7-6
 Points: 370, Opposition 357
 *Humanitarian Bowl (Boise, ID)

2010

Coach: Dave Clawson
 Captains: Ben Bojicic, Eugene Fells, Willie Geter, Calvin Wiley

9/4	at Troy	L	27-30
9/11	at Tulsa	L	20-33
9/18	Marshall	W	44-28
9/25	at Michigan	L	21-65
10/2	Buffalo	L	26-28
10/9	at Ohio	L	25-49
10/16	at Temple	L	27-28
10/23	Kent State	L	6-30
10/30	at Central Michigan	W	17-14
11/10	Miami	L	21-24
11/17	at Toledo	L	14-33
11/26	Western Michigan	L	7-41

Record: 2-10
 Points: 255, Opposition 403

2011

Coach: Dave Clawson
 Captains: Ben Bojicic, Chris Jones

9/1	at Idaho	W	32-15
9/10	Morgan State	W	58-13
9/17	Wyoming	L	27-28
9/24	at Miami	W	37-23
10/1	at West Virginia	L	10-55
10/8	at Western Michigan	L	21-45
10/15	Toledo	L	21-28
10/22	Temple	W	13-10
10/29	at Kent State	L	15-27
11/8	Northern Illinois	L	14-45
11/16	Ohio	L	28-29
11/25	at Buffalo	W	42-28

Record: 5-7
 Points: 318, Opposition 436

2012

Coach: Dave Clawson
 Captains: Dominic Flewellyn, Ronnie Goble,
 Chris Jones, Matt Schilz, Paul Swan, Bart Tanski

9/1	at #23 Florida	L	14-27
9/8	Idaho	W	21-13
9/15	at Toledo	L	15-27
9/22	at Virginia Tech	L	0-37
9/29	Rhode Island	W	48-8
10/6	at Akron	W	24-10
10/13	Miami	W	37-12
10/20	at UMass	W	24-0
10/27	Eastern Michigan	W	24-3
11/07	at Ohio	W	26-14
11/17	#25 Kent State	L	24-31
11/23	Buffalo \$	W	21-7
12/27	vs. #24 San Jose State #	L	20-29

Record: 8-5
 Points: 298, Opposition 218
 \$ Contest played at Columbus Crew Stadium in Columbus, Ohio
 # Military Bowl (Washington D.C.)

2013

Coach: Dave Clawson
 Captains: Dominic Flewellyn, Ronnie Goble,
 Chief Kekuewa, Alex Bayer, BooBoo Gates,
 Paul Swan, Gabe Martin, Jairus Campbell

8/29	Tulsa	W	34-7
9/7	at Kent State	W	41-22
9/14	at Indiana	L	10-42
9/21	Murray State	W	48-7
9/28	Akron	W	31-14
10/5	UMass	W	28-7
10/12	at Mississippi State	L	20-21
10/26	Toledo	L	25-28
11/5	at Miami	W	45-3
11/12	Ohio	W	49-0
11/23	at Eastern Michigan	W	58-7
11/29	at Buffalo	W	24-7
12/6	vs. Northern Illinois*	W	47-27
12/26	vs. Pittsburgh #	L	27-30

Record: 10-4
 Points: 487, Opposition 222
 *MAC Championship Game (Ford Field - Detroit, Mich.)
 # Little Caesars Pizza Bowl (Ford Field - Detroit, Mich.)

2014

Coach: Dino Babers
 Captains: Gabe Martin, Alex Huettel

8/29	at Western Kentucky	L	31-59
9/6	VMI	W	48-7
9/13	Indiana	W	45-42
9/20	at Wisconsin	L	17-68
9/27	at UMass	W	47-42
10/4	Buffalo	W	36-35
10/11	at Ohio	W	31-13
10/18	Western Michigan	L	14-26
11/4	at Akron	W	27-10
11/12	Kent State	W	30-20
11/19	at Toledo	L	20-27
11/28	Ball State	L	24-41
12/5	vs. Northern Illinois*	L	17-51
12/20	vs. South Alabama #	W	33-28

Record: 8-6
 Points: 420, Opposition 469
 *MAC Championship Game (Ford Field - Detroit, Mich.)
 # Camellia Bowl (Cramton Bowl - Montgomery, Ala.)

2015

Coach: Dino Babers
 Captains: Matt Johnson, Travis Greene,
 Alex Huettel, Zach Colvin, James Sanford,
 Darnard Turner

9/5	vs. Tennessee \$	L	30-59
9/12	at Maryland	W	48-27
9/19	Memphis	L	41-44
9/26	at Purdue	W	35-28

10/3	at Buffalo	W	28-22
10/10	UMass	W	62-38
10/17	Akron	W	59-10
10/24	at Kent State	W	48-0
11/4	Ohio	W	62-24
11/11	at Western Michigan	W	41-27
11/17	Toledo	L	28-44
11/24	at Ball State	W	48-10
12/4	vs. Northern Illinois*	W	34-14
12/23	vs. Ga. Southern #	L	27-58

Record: 10-4
 Points: 591, Opposition 405
 \$ Nashville, Tenn. (L.P. Field)
 *MAC Championship Game (Ford Field - Detroit, Mich.)
 # GoDaddy Bowl (Ladd-Peebles Stadium - Mobile, Ala.)

2016

Coach: Mike Jinks
 Captains: Alfonso Mack, Trent Greene,
 Logan Dietz, Fred Coppet

9/3	at #6 Ohio State	L	10-77
9/10	North Dakota	W	27-26
9/17	Middle Tennessee St	L	21-41
9/24	at Memphis	L	3-77
10/1	Eastern Michigan	L	25-28
10/8	at Ohio	L	24-30
10/15	at Toledo	L	35-42
10/22	Miami	L	26-40
11/1	at Northern Illinois	L	20-45
11/9	at Akron	W	38-28
11/15	Kent State	W	42-7
11/25	Buffalo	W	27-19

Record: 4-8
 Points: 298, Opposition 460

2017

Coach: Mike Jinks
 Captains: Game Captains

9/2	at Michigan State	L	10-35
9/9	South Dakota	L	27-35
9/16	at Northwestern	L	7-49
9/23	at MTSU	L	13-24
9/30	Akron	L	23-34
10/7	at Miami	W	37-29
10/14	Ohio	L	30-48
10/21	Northern Illinois	L	17-48
10/31	at Kent State	W	44-16
11/7	at Buffalo	L	28-38
11/15	Toledo	L	37-66
11/21	at Eastern Michigan	L	31-34

Record: 2-10
 Points: 304, Opposition 456

2018

Coach: Mike Jinks / Carl Pelini
 Captains: Game Captains

9/1	at #24 Oregon	L	24-58
9/8	Maryland	L	14-45
9/15	Eastern Kentucky	W	42-35
9/22	Miami	L	23-38
9/29	at Georgia Tech	L	17-63
10/6	at Toledo	L	36-52
10/13	Western Michigan	L	35-42
10/20	at Ohio	L	14-49
10/30	Kent State	L	28-35
11/10	at Central Michigan	W	24-13
11/17	at Akron	W	21-6
11/23	Buffalo	L	14-44

Record: 3-9
 Points: 292, Opposition 480



2021 BGSU FOOTBALL

12 MAC CHAMPIONSHIPS | 13 BOWL GAME APPEARANCES

RECORD BOOK • THROUGH THE YEARS

RECORD BOOK

2019

Coach: Scot Loeffler

Captains: David Konowalski, Jack Kramer

8/29	Morgan State	W	46-3
9/7	at Kansas State	L	0-52
9/14	Louisiana Tech	L	7-35
9/21	at Kent State	L	20-62
10/5	at #9 Notre Dame	L	0-52
10/12	Toledo	W	20-7
10/19	Central Michigan	L	20-38
10/26	at Western Michigan	L	10-49
11/2	Akron	W	35-6
11/13	at Miami	L	3-44
11/19	Ohio	L	24-66
11/29	at Buffalo	L	7-49

Record: 3-9

Points: 192, Opposition 463

2020

Coach: Scot Loeffler

Captains: Game-By-Game

11/4	at Toledo	L	3-38
11/10	Kent State	L	24-62
11/17	Buffalo	L	17-42
11/28	at Ohio	L	10-52
12/5	at Akron	L	3-31

Record: 0-5

Points: 57, Opposition 225

Conference championship seasons are highlighted by a gray background. BGSU has won five Northwestern Ohio Intercollegiate Athletic Association championships (1921, 1922, 1925, 1928, 1929) and 12 Mid-American Conference Championships (seasons with gray background from 1959 forward).



RECORD BOOK • ALL-TIME COACHES



John Stitt

Year	Record	Pct.	Home	Away	Neutral	League	Record	Pct.	Home	Away	Neutral	Finish
1919	0-3-0	.000	0-2-0	0-1-0	0-0-0	None	---	---	---	---	---	---
1 Year	0-3-0	.000	0/28									




Walter Jean

Year	Record	Pct.	Home	Away	Neutral	League	Record	Pct.	Home	Away	Neutral	Finish
1920	1-4-0	.250	0-2-0	1-2-0	0-0-0	None	---	---	---	---	---	---
1 Year	1-4-0	.250	0-2-0	1-2-0	0-0-0							



Earl C. Krieger

Year	Record	Pct.	Home	Away	Neutral	League	Record	Pct.	Home	Away	Neutral	Finish
1921	3-1-1	.700	1-0-1	2-1-0	0-0-0	NOIAA	N/A	---	---	---	---	1st
1 Year	3-1-1	.700	1-0-1	2-1-0	0-0-0	NOIAA						1 Title




Allen Snyder

Year	Record	Pct.	Home	Away	Neutral	League	Record	Pct.	Home	Away	Neutral	Finish
1922	4-2-1	.643	1-1-1	3-1-0	0-0-0	NOIAA	N/A	---	---	---	---	1st
1 Year	4-2-1	.643	1-1-1	3-1-0	0-0-0	NOIAA						1 Title



R.B. McCandless

Year	Record	Pct.	Home	Away	Neutral	League	Record	Pct.	Home	Away	Neutral	Finish
1923	3-5-0	.375	3-1-0	0-4-0	0-0-0	NOIAA	N/A	---	---	---	---	---
1 Year	3-5-0	.375	3-1-0	0-4-0	0-0-0	NOIAA						



Warren E. Steller

Year	Record	Pct.	Home	Away	Neutral	League	Record	Pct.	Home	Away	Neutral	Finish
1924	3-4-0	.429	1-1-0	2-3-0	0-0-0	NOIAA	N/A	---	---	---	---	---
1925	3-1-3	.643	2-1-1	1-0-2	0-0-0	NOIAA	N/A	---	---	---	---	1st
1926	4-3-1	.563	3-1-0	1-2-1	0-0-0	NOIAA	N/A	---	---	---	---	---
1927	5-1-1	.786	2-1-0	3-0-1	0-0-0	NOIAA	N/A	---	---	---	---	---
1928	5-0-2	.857	2-0-2	3-0-0	0-0-0	NOIAA	N/A	---	---	---	---	1st
1929	4-2-1	.643	3-1-0	1-1-1	0-0-0	NOIAA	N/A	---	---	---	---	1st
1930	6-0-2	.875	3-0-1	3-0-1	0-0-0	NOIAA	N/A	---	---	---	---	---
1931	3-1-4	.625	3-0-2	0-1-2	0-0-0	None	---	---	---	---	---	---
1932	3-3-1	.500	2-2-0	1-1-1	0-0-0	None	---	---	---	---	---	---
1933	2-3-2	.429	1-1-2	1-2-0	0-0-0	OAC	1-3-2	.333	0-1-2	1-2-0	0-0-0	16th
1934	2-3-2	.429	1-1-2	1-2-0	0-0-0	OAC	2-3-2	.429	1-1-2	1-2-0	0-0-0	13th
11 Years	40-21-19	.619	23-9-10	17-12-9	0-0-0	Total	3-6-4	.385	1-2-4	2-4-0	0-0-0	3 Titles
						NOIAA						3 Titles
						OAC	3-6-4	.385	1-2-4	2-4-0	0-0-0	0 Titles



2021 BGSU FOOTBALL

12 MAC CHAMPIONSHIPS | 13 BOWL GAME APPEARANCES

RECORD BOOK • ALL-TIME COACHES

RECORD BOOK



Harry Ockerman

Year	Record	Pct.	Home	Away	Neutral	League	Record	Pct.	Home	Away	Neutral	Finish
1935	1-6-0	.143	1-3-0	0-3-0	0-0-0	OAC	0-6-0	.000	0-3-0	0-3-0	0-0-0	t19th
1936	4-2-3	.611	1-1-2	3-1-1	0-0-0	OAC	2-1-3	.583	0-1-2	2-0-1	0-0-0	11th
1937	3-4-1	.438	2-2-0	1-2-1	0-0-0	OAC	2-3-1	.417	1-2-0	1-1-1	0-0-0	12th
1938	3-2-3	.563	2-1-1	1-1-2	0-0-0	OAC	2-2-2	.500	2-1-0	0-1-2	0-0-0	11th
1939	6-1-1	.813	3-1-0	3-0-1	0-0-0	OAC	3-1-1	.700	1-1-0	2-0-1	0-0-0	t7th
1940	3-4-1	.438	1-2-0	2-2-1	0-0-0	OAC	2-2-1	.500	0-2-0	2-0-1	0-0-0	11th
6 Years	20-19-9	.510	10-10-3	10-9-6	0-0-0	OAC	11-15-8	.441	4-10-2	7-5-6	0-0-0	0 Titles



Robert Whittaker

Year	Record	Pct.	Home	Away	Neutral	League	Record	Pct.	Home	Away	Neutral	Finish
1941	7-1-1	.833	3-0-1	4-1-0	0-0-0	OAC	4-0-1	.900	2-0-1	2-0-0	0-0-0	4th
1942	6-2-1	.722	4-1-0	2-1-1	0-0-0	None	---	---	---	---	---	---
1943	5-3-1	.611	4-1-0	1-2-1	0-0-0	None	---	---	---	---	---	---
1944	5-3-0	.625	2-1-0	3-1-0	0-1-0	None	---	---	---	---	---	---
1945	4-3-0	.571	2-0-0	2-3-0	0-0-0	None	---	---	---	---	---	---
1946	5-3-0	.625	3-1-0	2-2-0	0-0-0	None	---	---	---	---	---	---
1947	5-5-0	.500	5-0-0	0-5-0	0-0-0	None	---	---	---	---	---	---
1948	8-0-1	.944	3-0-1	5-0-0	0-0-0	None	---	---	---	---	---	---
1949	4-5-0	.444	3-1-0	1-4-0	0-0-0	None	---	---	---	---	---	---
1950	3-4-2	.444	2-1-1	1-3-1	0-0-0	None	---	---	---	---	---	---
1951	4-4-1	.500	1-2-1	3-2-0	0-0-0	None	---	---	---	---	---	---
1952	7-2-0	.778	3-2-0	4-0-0	0-0-0	MAC	2-2-0	.500	0-2-0	2-0-0	0-0-0	t4th
1953	1-8-0	.111	1-3-0	0-5-0	0-0-0	MAC	0-4-0	.000	0-2-0	0-2-0	0-0-0	7th
1954	2-7-0	.222	1-4-0	1-3-0	0-0-0	MAC	0-6-0	.000	0-3-0	0-3-0	0-0-0	8th
14 Years	66-50-7	.565	37-17-4	29-32-3	0-1-0	Total	6-12-1	.342	2-7-1	4-5-0	0-0-0	0 Titles
						OAC	4-0-1	.900	2-0-1	2-0-0	0-0-0	0 Titles
						MAC	2-12-0	.143	0-7-0	2-5-0	0-0-0	0 Titles



Doyt Perry

Year	Record	Pct.	Home	Away	Neutral	League	Record	Pct.	Home	Away	Neutral	Finish
1955	7-1-1	.833	4-0-0	3-1-1	0-0-0	MAC	4-1-1	.750	2-0-0	2-1-1	0-0-0	t2nd
1956	8-0-1	.944	4-0-1	4-0-0	0-0-0	MAC	5-0-1	.917	3-0-1	2-0-0	0-0-0	1st
1957	6-1-2	.778	2-1-1	4-0-1	0-0-0	MAC	3-1-2	.667	1-1-1	2-0-1	0-0-0	2nd
1958	7-2-0	.778	3-1-0	4-1-0	0-0-0	MAC	4-2-0	.667	2-1-0	2-1-0	0-0-0	3rd
1959	9-0-0	1.000	5-0-0	4-0-0	0-0-0	MAC	6-0-0	1.000	3-0-0	3-0-0	0-0-0	1st**
1960	8-1-0	.889	4-1-0	4-0-0	0-0-0	MAC	5-1-0	.833	2-1-0	3-0-0	0-0-0	2nd
1961	8-2-0	.800	4-1-0	4-0-0	0-1-0	MAC	5-1-0	.833	2-1-0	3-0-0	0-0-0	1st%
1962	7-1-1	.833	4-0-0	3-1-1	0-0-0	MAC	5-0-1	.917	3-0-0	2-0-1	0-0-0	1st
1963	8-2-0	.800	5-1-0	3-1-0	0-0-0	MAC	4-2-0	.667	2-1-0	2-1-0	0-0-0	3rd
1964	9-1-0	.900	4-1-0	5-0-0	0-0-0	MAC	5-1-0	.833	2-1-0	3-0-0	0-0-0	1st
10 Years	77-11-5	.855	39-6-2	38-4-3	0-1-0	MAC	46-9-5	.808	22-6-2	24-3-3	0-0-0	5 Titles

** - Small College National Champions
% - Mercy Bowl (Los Angeles, Calif.)



Bob Gibson

Year	Record	Pct.	Home	Away	Neutral	League	Record	Pct.	Home	Away	Neutral	Finish
1965	7-2-0	.778	3-1-0	4-1-0	0-0-0	MAC	5-1-0	.833	2-1-0	3-0-0	0-0-0	t1st
1966	6-3-0	.667	3-1-0	3-2-0	0-0-0	MAC	4-2-0	.667	2-1-0	2-1-0	0-0-0	3rd
1967	6-4-0	.600	2-3-0	4-1-0	0-0-0	MAC	2-4-0	.333	0-3-0	2-1-0	0-0-0	5th
10 Years	19-9-0	.679	8-5-0	11-4-0	0-0-0	MAC	11-7-0	.611	4-5-0	7-2-0	0-0-0	1 Title



RECORD BOOK • ALL-TIME COACHES



Don Nehlen

Year	Record	Pct.	Home	Away	Neutral	League	Record	Pct.	Home	Away	Neutral	Finish
1968	6-3-1	.650	4-1-0	2-2-1	0-0-0	MAC	3-2-1	.583	2-1-0	1-1-1	0-0-0	t3rd
1969	6-4-0	.600	3-2-0	3-2-0	0-0-0	MAC	4-1-0	.800	2-1-0	2-0-0	0-0-0	2nd
1970	2-6-1	.278	2-2-1	0-4-0	0-0-0	MAC	1-4-0	.200	1-1-0	0-3-0	0-0-0	t5th
1971	6-4-0	.600	3-2-0	3-2-0	0-0-0	MAC	4-1-0	.800	2-1-0	2-0-0	0-0-0	2nd
1972	6-3-1	.650	3-1-0	3-2-1	0-0-0	MAC	3-1-1	.700	1-1-0	2-0-1	0-0-0	2nd
1973	7-3-0	.700	4-1-0	3-2-0	0-0-0	MAC	2-3-0	.400	2-1-0	0-2-0	0-0-0	t3rd
1974	6-4-1	.591	4-1-0	2-3-1	0-0-0	MAC	2-3-0	.400	1-1-0	1-2-0	0-0-0	t4th
1975	8-3-0	.727	3-2-0	4-1-0	1-0-0	MAC	4-2-0	.667	2-2-0	1-0-0	1-0-0	t3rd
1976	6-5-0	.545	3-3-0	3-2-0	0-0-0	MAC	4-3-0	.571	2-2-0	2-1-0	0-0-0	t5th
9 Years	53-35-4	.598	29-15-1	23-20-3	1-0-0	MAC	27-20-2	.571	15-11-0	11-9-2	1-0-0	0 Titles



Denny Stolz

Year	Record	Pct.	Home	Away	Neutral	League	Record	Pct.	Home	Away	Neutral	Finish
1977	5-7-0	.417	2-3-0	3-4-0	0-0-0	MAC	4-3-0	.571	2-1-0	2-2-0	0-0-0	t4th
1978	4-7-0	.364	2-3-0	2-4-0	0-0-0	MAC	3-5-0	.375	1-3-0	2-2-0	0-0-0	t5th
1979	4-7-0	.364	2-3-0	2-4-0	0-0-0	MAC	3-5-0	.375	1-3-0	2-2-0	0-0-0	8th
1980	4-7-0	.364	2-3-0	2-4-0	0-0-0	MAC	4-4-0	.500	2-2-0	2-2-0	0-0-0	7th
1981	5-5-1	.500	2-2-1	3-3-0	0-0-0	MAC	5-3-1	.611	2-2-1	3-1-0	0-0-0	4th
1982	7-5-0	.583	5-0-0	2-5-0	0-0-0	MAC	7-2-0	.778	5-0-0	2-2-0	0-0-0	1st%
1983	8-3-0	.727	4-1-0	4-2-0	0-0-0	MAC	7-2-0	.778	4-1-0	3-1-0	0-0-0	t2nd
1984	8-3-0	.727	5-0-0	3-3-0	0-0-0	MAC	7-2-0	.778	4-0-0	3-2-0	0-0-0	2nd
1985	11-1-0	.917	5-0-0	6-1-0	0-0-0	MAC	9-0-0	1.000	4-0-0	5-0-0	0-0-0	1st%
9 Years	56-45-1	.554	29-15-1	27-30-0	0-0-0	MAC	49-26-1	.651	25-12-1	24-14-0	0-0-0	2 Titles

% - California Bowl (Fresno, Calif.)



Moe Ankney

Year	Record	Pct.	Home	Away	Neutral	League	Record	Pct.	Home	Away	Neutral	Finish
1986	5-6-0	.455	4-1-0	1-5-0	0-0-0	MAC	5-3-0	.625	4-0-0	1-3-0	0-0-0	t2nd
1987	5-6-0	.455	3-2-0	2-4-0	0-0-0	MAC	5-3-0	.625	3-1-0	2-2-0	0-0-0	t2nd
1988	2-8-1	.227	2-2-1	0-6-0	0-0-0	MAC	1-6-1	.188	1-2-1	0-4-0	0-0-0	8th
1989	5-6-0	.455	3-2-0	2-4-0	0-0-0	MAC	5-3-0	.625	3-1-0	2-2-0	0-0-0	5th
1990	3-5-2	.400	1-1-2	1-4-0	1-0-0	MAC	2-4-2	.375	1-1-2	1-3-0	0-0-0	6th
5 Years	20-31-1	.394	13-8-1	6-23-0	1-0-0	MAC	18-19-1	.487	12-5-3	6-14-0	0-0-0	0 Titles



Gary Blackney

Year	Record	Pct.	Home	Away	Neutral	League	Record	Pct.	Home	Away	Neutral	Finish
1991	11-1-0	.917	5-0-0	6-1-0	0-0-0	MAC	8-0-0	1.000	4-0-0	4-0-0	0-0-0	1st%
1992	10-2-0	.833	5-0-0	4-2-0	1-0-0	MAC	8-0-0	1.000	4-0-0	4-0-0	0-0-0	1st%
1993	6-3-2	.636	4-0-1	2-3-1	0-0-0	MAC	5-1-2	.750	3-0-1	2-1-1	0-0-0	3rd
1994	9-2-0	.818	4-1-0	5-1-0	0-0-0	MAC	7-1-0	.875	3-1-0	4-0-0	0-0-0	2nd
1995	5-6-0	.455	2-3-0	3-3-0	0-0-0	MAC	3-5-0	.375	2-2-0	1-3-0	0-0-0	6th
1996	4-7	.364	3-2	1-5	0-0	MAC	3-5	.375	2-2	1-3	0-0	6th
1997	3-8	.273	2-2	1-6	0-0	MAC	3-5	.375	2-2	1-3	0-0	t4th(E)
1998	5-6	.455	4-1	1-5	0-0	MAC	5-3	.625	4-0	1-3	0-0	t3rd(E)
1999	5-6	.455	4-1	1-5	0-0	MAC	3-5	.375	3-1	0-4	0-0	5th(E)
2000	2-9	.182	1-4	1-5	0-0	MAC	2-6	.250	1-3	1-3	0-0	t5th(E)
10 Years	60-50-2	.545	34-14-1	25-36-1	1-0-0	MAC	47-31-2	.600	28-11-1	19-20-1	0-0-0	2 Titles

% - California Raisin Bowl (Fresno, Calif.)

\$ - Las Vegas Bowl (Las Vegas, Nev.)




2021 BGSU FOOTBALL

12 MAC CHAMPIONSHIPS | 13 BOWL GAME APPEARANCES

RECORD BOOK • ALL-TIME COACHES

RECORD BOOK



Urban Meyer

Year	Record	Pct.	Home	Away	Neutral	League	Record	Pct.	Home	Away	Neutral	Finish
2001	8-3	.727	4-1	4-2	0-0	MAC	5-3	.625	3-1	2-2	0-0	t3rd(E)
2002	9-3	.750	6-0	3-3	0-0	MAC	6-2	.750	4-0	2-2	0-0	3rd(W)
2 Years	17-6	.739	10-1	7-5	0-0	MAC	11-5	.688	7-1	4-4	0-0	0 Titles



Gregg Brandon

Year	Record	Pct.	Home	Away	Neutral	League	Record	Pct.	Home	Away	Neutral	Finish
2003	11-3	.786	6-1	4-2	1-0	MAC	7-1	.875	4-0	3-1	0-0	1st(W)\$
2004	9-3	.750	5-0	3-3	1-0	MAC	6-2	.750	4-0	2-2	0-0	3rd(W)%
2005	6-5	.545	2-3	4-2	0-0	MAC	5-3	.625	1-3	4-0	0-0	t1st(E)^
2006	4-8	.333	2-3	2-4	0-1	MAC	3-5	.375	2-2	1-3	0-0	t3rd(E)
2007	8-5	.615	4-1	4-3	0-1	MAC	6-2	.750	3-1	3-1	0-0	t1st(E)&
2008	6-6	.500	1-4	5-2	0-0	MAC	4-4	.500	1-3	3-1	0-0	t2nd(E)
6 Years	44-30	.595	20-12	22-16	2-2	MAC	31-17	.646	15-9	16-8	0-0	0 Titles

\$ - Motor City Bowl (Detroit, Mich.)

% - GMAC Bowl (Mobile, Ala.)

^ - Three-way tie for East Division (Akron won tiebreak to play in MAC Championship)

& - Tie for East Division (Miami won tiebreak to play in MAC Championship) / GMAC Bowl (Mobile, Ala.)



Dave Clawson

Year	Record	Pct.	Home	Away	Neutral	League	Record	Pct.	Home	Away	Neutral	Finish
2009	7-6	.538	3-3	4-2	0-1	MAC	6-2	.750	2-2	4-0	0-0	3rd(E)\$
2010	2-10	.167	1-4	1-6	0-0	MAC	1-7	.125	0-4	1-3	0-0	t5th(E)
2011	5-7	.417	2-4	3-3	0-0	MAC	3-5	.375	1-3	2-2	0-0	t4th(E)
2012	8-5	.615	4-1	3-3	1-1	MAC	6-2	.750	2-1	3-1	1-0	2nd(E)%
2013	10-4	.714	5-1	4-2	1-1	MAC	7-1	.875	3-1	4-0	0-0	1st(E)^
5 Years	32-31	.508	15-13	15-16	2-2	MAC	23-17	.575	8-11	14-6	1-0	1 Title
Scheier&	0-1	.000	0-0	0-0	0-1							

\$ - Humanitarian Bowl (Boise, Idaho)

% - Military Bowl (Washington, D.C.)

^ - Won MAC Championship Game (Detroit, Mich.) / Little Caesars Pizza Bowl (Detroit, Mich.)

& - Adam Scheier was interim head coach for the 2013 Little Caesars Pizza Bowl (Detroit, Mich.)



Dino Babers

Year	Record	Pct.	Home	Away	Neutral	League	Record	Pct.	Home	Away	Neutral	Finish
2014	8-6	.571	4-2	3-3	1-1	MAC	5-3	.625	2-2	3-1	0-0	1st(E)\$
2015	10-4	.714	3-2	6-0	1-2	MAC	7-1	.875	3-1	4-0	0-0	1st(E)%
2 Years	18-9	.667	7-4	9-3	2-2	MAC	12-4	.750	5-3	7-1	0-0	1 Title
Ward&	0-1	.000	0-0	0-0	0-1							

\$ - Lost MAC Championship Game (Detroit, Mich.) / Camellia Bowl (Montgomery, Ala.)

% - Won MAC Championship Game (Detroit, Mich.) / GoDaddy Bowl (Mobile, Ala.)

& - Brian Ward was interim head coach for the 2015 GoDaddy Bowl (Mobile, Ala.)



RECORD BOOK • ALL-TIME COACHES



Mike Jinks

Year	Record	Pct.	Home	Away	Neutral	League	Record	Pct.	Home	Away	Neutral	Finish
2016	4-8	.333	3-3	1-5	0-0	MAC	3-5	.375	2-2	1-3	0-0	T3rd(E)
2017	2-10	.167	0-5	2-5	0-0	MAC	2-6	.333	0-4	2-2	0-0	5th(E)
2018	1-6	.143	1-3	0-3	0-0	MAC	0-3	.000	0-2	0-1	0-0	T4th(E)
3 Years	7-24	.226	4-11	3-13	0-0	MAC	5-14	.263	2-8	3-6	0-0	0 Titles
Pelini&	2-3	.400	0-2	2-1	0-0	MAC	2-3	.400	0-2	2-1	0-0	

& - Carl Pelini was interim head coach for the final five games of the 2018 season



Scot Loeffler

Year	Record	Pct.	Home	Away	Neutral	League	Record	Pct.	Home	Away	Neutral	Finish
2019	3-9	.250	3-3	0-6	0-0	MAC	2-6	.250	2-2	0-4	0-0	5th(E)
2020	0-5	.00	0-2	0-3	0-0	MAC	0-5	.000	0-2	0-3	0-0	6th(E)
2 Years	3-14	.176	3-5	0-9	0-0	MAC	2-11	.154	2-4	0-7	0-0	0 Titles

Head Coaches By Overall Winning Percentage

Coach	Years	W	L	T	Pct
Doyt Perry	1955-64	77	11	5	.855
Urban Meyer	2001-02	17	6	0	.739
Earl Krieger	1921	3	1	1	.700
Bob Gibson	1965-67	19	9	0	.679
Dino Babers	2014-15	18	9	0	.667
Allen Snyder	1922	4	2	1	.643
Warren Steller	1924-34	40	21	19	.619
Don Nehlen	1968-76	53	35	4	.598
Gregg Brandon	2003-08	44	30	0	.595
Robert Whittaker	1941-54	66	50	7	.565
Denny Stolz	1977-85	56	45	1	.553
Gary Blackney	1991-00	60	50	2	.540
Harry Ockerman	1935-40	20	19	9	.510
Dave Clawson	2009-13	32	31	0	.508
Carl Pelini (interim)	2018	2	3	0	.400
Moe Ankney	1986-90	20	31	3	.398
R.B. McCandless	1923	3	5	0	.375
Mike Jinks	2016-18	7	24	0	.226
Walter Jean	1920	1	4	0	.200
Scot Loeffler	2019-pres.	3	14	0	.176
Adam Scheier (interim)	2013	0	1	0	.000
Brian Ward (interim)	2015	0	1	0	.000
John Stitt	1919	0	3	0	.000



2021 BGSU FOOTBALL

12 MAC CHAMPIONSHIPS | 13 BOWL GAME APPEARANCES

RECORD BOOK • LETTERWINNERS

RECORD BOOK

AAA

Abernathy, Clarence 1982-83
 Abernathy, Dirk 1976-77-78
 Achterhoff, Andy 1977-79-80
 Ackerman, Gordon 1947-48-49-50
 Addie, Tom 1987-88-89
 Adelsperger, Bob 1986
 Adika, Maurice 2019
 Adjei-Barimah, Jude 1911-12-13-14
 Akenberger, Zach 2009-10-11
 Alberts, Charles 1933
 Albon, Ross 1934-35
 Albrecht, Don 1972
 Albert, Scott 2008-09
 Alcorn, Charles 1983
 Aldridge, Gene 1949-50-51
 Alexander, Aaron 1998-99-00
 Alexander, Dwaylon 1993-94-95
 Allen, Deon 1988-89-90
 Allen, Frank 1971-72
 Allen, Marcus 1999-00-01-02
 Allen, Richard 1969
 Allman, William 1945
 Alls, Joe 1999-00-01-02
 Alvarado, Kevin 2008-09-10-11 (Changed Last Name to Moore in 2011)
Anders, Darren 2019-20
 Anderson, Duan'te 1994
 Anderson, Gary 1973
Anderson, Jordan 2019-20
 Anderson, Karl 1961
 Anderson, Marlon 2000
 Andrews, James 1959-60
 Angelo, Carl 1969
 Ankney, Howard "Moe" 1962-63
 Antonelli, Anthony 1948-50
 Arnold, Tim 2002-03-04-05
 Arrowsmith, Harold 1988-90
 Ashbridge, Richard Doug 1967-68
 Asher, Dill 1955-56
 Atkin, Doug 1989-90
 Augenstein, Melvin 1949-50
 Ault, John Willard 1929-30-31
 Austin, Ron 1987
 Ayers, Steve 1992-93-94-95

BBB

Baerman, Jim 1979
 Babcock, Joseph 1943
 Babcock, Robert 1943
 Babcock, Walter 1942
 Babics, Joe 1971-72
 Bachman, Carl 1921-22-23
 Baden, Elmer 1933
 Baginski, Donald 1953
 Bair, Joe 1990-91-92
 Baird, Bryan 2012-13-14-15
 Baker, Adrian 2005-06-07-08
 Baker, Brad 1978
 Baker, D'Monn 2001-02
 Baker, Lawrence 1956-57-58
 Baker, Lynn R. 1965
 Bakunoff, Vic 1974
 Baldwin, George 1941-42-46
 Ball, Frank 1944
 Ballew, Nijjah 2015-16-17
 Bangert, Bruce 1982
 Banks, Aaron 2015-16-17
Banks-Wall, Jeremiah 2020
 Bannister, Irshad 2003
 Barlow, Ivan 1932
 Barnard, Eric 1982-83
 Barnes, Freddie 2006-07-08-09
 Barnes, Rolland 1946-47
 Barnett, Al 1995
 Barnett, Robert 1938-39-40
 Barrow, Orlando 2007
 Bartman, Zac 2014-15-16
 Bartoszek, Frank 1980-81
 Basler, Cody 2006-07-08-09
 Bates, Louis Joseph 1956-57
 Bateson, Ross 1936
 Battershell, Carl 1967-68-69
 Batton, Carl 1945
 Bauman, Glen 1942
 Bautista, David 2000-01
 Baxter, James 1943-46-47
 Bayer, Alex 2010-11-12-13
 Bayless, Gerry 1983-84-85-86

Bayless, Martin 1980-81-82-83
 Beaber, Tom 1977-78-79
 Beach, Mark 1970-72
 Beam, Andrew 2008
 Beattie, Jerry 1991
 Becher, Paul 1940-41
 Beck, Tyler 2010-11-12-13
 Becker, William 1967
 Beckley, Scott 1985-86-87-88
 Beggan, J.J. 2013-14-15-16
 Beier, Chris 1989-90-91
 Beindorf, Otto 1953-54
 Bell, Raymond 1961-62
 Bell, Tony 1971-72-73
 Bellard, Bruce 1942-46-47
 Bellavoy, Brian 1974
Bench, Andrew 2020
 Bennett, Jacob 2013-14-15
 Bennett, Ray 1958
 Berry, Claude 1921-24
 Best, Keith 1986
 Bettridge, Edward 1961-62-63
 Bielinski, Dave 1989-90-91-92
 Biggers, Caleb 2018-19-20
 Bird, Robert 1958-59-60
 Bistline, Morris 1920-21-23
 Bistriz, Robert 1978-79
 Bittner, Dave 1983-84-85
 Bixel, Mike 1979
 Blackledge, Ronald 1957-58-59
 Bloker, Wayne 1942-46-47
 Blue, Robert 1961-62
 Bodnar, Mike 1999-00-01
 Bohyer, Lester 1925-26
 Bojicic, Ben 2008-09-10-11
 Boles, John 1974-75
 Bonfiglio, Frank 1949-50
 Bond-Awls, Darnell 2000
 Bongers, Mark 1986-87-88
 Boomer, Andre 2005-06
 Booth, Mike 1974-75-76
 Bordner, Wayne 1941-42-43-46
 Bortel, Leroy 1930-31
 Bosko, Steve 1989-90-91-92
 Bowen, Brad 1944
 Bower, Dave 1972
 Bowers, Cal 1992-93-94-95
 Bowman, Scott 1976
 Boxley, Joe 1984-85
 Boyer, Chester 1966-67
 Boyer, Lee 1992-93
 Boyer, Rodney 1937-38
 Bozeman, Jamari 15-16-18-19
 Bradley, Chioke 1994-95-96-97
 Bradshaw, William 1952-53-54
 Brandyberry, Jon 1972
 Brantley II, Kenneth 2003-04-05-06
 Brashley, Don 1939
 Breitigam, Tom 1992
 Brentlinger, Donald 1936-37-38
 Briggs, Diyral 2005-06-07-08
 Brigham, Robert 1931
 Bright, Caleb 17-18-19
 Brighton, Derek 2007-08
 Brisbane, Sidney 1983
Broden, Tyrone 2020
 Broderick, John 1981
 Brodston, George 1943
 Brooks, Carlos 1989-90-91-92
Brooks, Karl 2018-19-20
 Brown III, Coy 2012-13
 Brown, Dave 1974-75-76
Brown, Dontrez 2020
 Brown, Evan 2018-19
 Brown, Jahmal 2006-07-08-09
Brown, JB 2020
 Brown, Lawrence 1944
 Brown, Malik 2015-16
 Brown, Roger 1943
 Browning, Kevin 1979-80-81
 Browning, Robert 2003
 Bruck, Harold 1952-53-54
 Bruck, Richard 1956
 Brudzinski, Steve 1938-39-40
 Brue, Stan 1983-84-85
 Bruhowzki, Dave 1994-95-96
 Brumer, Rob 1989
 Brungard, Carl 1978-79
 Bryan, James 1953-54-55

Bryant, Jamal 2002
 Bryant, Kyle 2010-11
 Bryce, Morty 1996-97-98
 Bryson, Dean 1983-84-85-86
 Buckenmyer, Charles 1940-41
 Buckosh, Jarrett 2006
 Buckley, Randy 1976
 Bukey, Chad 1993-94-95
 Bullock, Chris 2006-07-08-09
 Bunsey, Matt 1997-99
 Burbrink, Ryan 2012-13-14-15
 Burden, Geno 1999-00
 Burdick, Bruce 1964-65-66
 Burkart, Aaron 2002-03-04-05
 Burkhardt, Kyle 2010-11
 Burke, Kenneth 1962-63
 Burkes, Jovon 2001-02-03-04
 Burley, Charles 1965-66-67
Burns, Diata 2020
 Burns, William 1944
 Burrell, Preston 2009
 Burress, Ken 1989-90-91-92
 Burton, Chris 1994
 Burton, Mark 1975-76
 Burton, Willie 1995
 Bush, Terrance 2013-14-15-16
 Bush, Todd 1994-95-96-97
 Butler, Paul 1943
 Butson, William 1950-51
 Butts, Jereme 2000
 Byler, Isaiah 2011

CCC

Cain, Richard 1951-52
 Cairo, Spencer 2012-15
 Calcagno, Mike 1990-91
 Cales, Vic 1982-83-84
 Callesen, Mike 1977-78-79
 Callaway, Cody 2014
 Campbell, Andy 2004
 Campbell, Jairus 2010-11-12-13
 Campbell, Khary 1998-99-00-01
 Campolong, Brian 1987
 Canary, Sumner J. 1920
 Canzoneri, Joe 1993
 Card, Darius 1992-93-94-95
 Carey, Letoskey 1997-98
 Carey, Terry 1943
Carolan, James 2017-18-19-20
 Carpenter, Cliff 1975-76-77
 Carpenter, David 1966-67
 Carr, Demetrius 1994-95-96
 Carr, Derrick 1986-87-88-89
 Carr, Doug 1979-80-81
 Carrico, Doug 1985
 Carroll, Fred 1927-28
 Carroll, Joey 2020
 Carswell, T.J. 2001-02-03-04
 Carter, George 1941
 Carver, Herbert 1945
 Casey, Bernard 1958-59-60
 Cassell, Dave 1978
 Castner, Ralph 1922-23-24-25
 Catanese, Charles 1938-39-40
 Cates, Keylan 1994-95-96
 Centa, Bill 1971-72-73
 Cepek, Greg 1994-95
 Chamberlain, Royal 1919
 Chapman, Chet 1927-28-29-30
 Chapman, William 1932
 Charles, Zach 2006-07
 Cheatham, Keston 2007
 Cheetwood, Craig 1976-77
 Cheetwood, John 1935-36-37
 Chiaravalle, Tony 1997
 Churchill, Fred 1957
 Cinquepalmi, Vito 1993
 Clair, Andrew 2017-18-19-20
 Clancy, Clark 2016-17
 Clapp, William 1931
 Clark, Barry 1978
 Clark, Eric 1999-00
 Clarke, Frank 1920
 Clay, Darrell K. 1951-52
 Clayton, Kevin 1973-74-75
 Cleveland, Josh 2016-17
 Clingaman, Dan 1936-37-38
 Clucas, Charles 1919-20
 Coby, Herve 2012-13-14

Cocula, John 1953
 Cohen, Jared 2013
 Colaner, Jerry 1958-59-60
 Colaner, Thomas 1958-59
 Colburn, Robert 1958-59
 Coleman, Harry 1949
 Coleman, Kholbe 2017-18-19-20
 Cole, Melvin 2004
 Coles, Maurice 1990-93
 Coletti, Eddie 1966-67-68
 Collier, Austin 2010-11-12
 Collins, Curtis 1992-93-94
 Collins, Kevin 1986
 Collins, Patrick 1957
 Collins, Richard 1935
 Colvin, Zach 2011-12-13-15
 Comer, Charles 1958-59-60
 Comer, Richard 1969
 Conklin, Mark 1973-74-75
 Conrad, Cliff 1934
 Conyers, David 1931
 Cook, Jerry 1955
 Cook, John 1971
 Cook, Lawrence 1963
 Cooley, Monty 2002-03-04-05
 Cooper, Eugene 2010-11
 Cooper, Fahn 2012
 Coppess, Jack 1985-86-87
 Coppet, Fred 2013-14-15-16
 Cordiak, James 1958
 Cordiak, Jim 1981
 Corner, Vincent 2006
 Cowan, Norbert 1949-50
 Cox, Will 1985
 Cranmer, David 1965-66-67
 Crawford, Frank 1929
 Crawford, George 1924-25
 Crawford, Harry 1924-25-26-27
 Creech, Keith 1993
 Crenshaw, Duane 1987-88-89-90
 Crofcheck, Robert 1961-62
 Croft, Jerry 1959-60-61
 Croll, Paul 1931
Croom, Cavin 2020
 Croop, Aaron Bill 1941
 Croslen, Josh 2017-18
 Cross, Brian 1971
 Crossley, Mitchell 2002-03-04
 Crow, Ryan 2009-10
 Crowley, Thomas 1922-23
 Crumpler, Mike 2002-03-04-05
 Cruz, Ramon 1983-86
 Culp, Jonathan 2002-03-04-05
 Cummins, Bob 1976-77-78
 Cunningham, Corey 1973-74-75
 Cunningham, Jay 1962-63-64
 Curl, Eric 1997-98-99-00
 Curran, Patrick 2004
 Currence, Todd 1988-90-91
 Curtis, Arthur 1969-70
 Curtis, Brandon 2005-06-07-08
 Cutler, Kyle, 2004-05-06-07
 Czerwinski, John 1971-72

DDD

Dabney, Sy 2019-20
 Dackin, Rich 1986-87-88-89
 Dahlman, Neal 2007-08-09-10
 Dailey, Jason 1999-00
 Dallas, Robert 1951-52
Daniels, Davion 2020
 Daniels, Shawn 1987-88
 Darr, Kent 1945
 Daum, James 1943
 Davidson, Earl 1923-24
 Davidson, Greg 1973-74-75-76
 Davidson, Honester 1969
 Davidson, Joseph 2014-15-16-17
 Davis, Aaron 2006-07-08
 Davis, Andre 1999-01
 Davis, Aunre' 2010
 Davis, Courtney 1993-94-95-96
 Davis, Nick 2005-06-07-08
 Davis, Jeff 1984-85-86-87
 Davis, Jonathan 2009-10
 Davis, Tristan 2017
Day, Patrick 2020
 Dawson, Rodney 1999-00
 Dawson, Troy 1982-83-84-85



RECORD BOOK • LETTERWINNERS

DeBord, Colin 2018
Decker, Norman 1950
Delaney, Darion 2012
Della Vella, Chris 1998-00
DeLuca, Joseph 1956
Deming, Bill 1968-69-70
Denley, Bryson 2018-19-20
DeOrio, Victor 1955-56-57
Derr, James E. 1957
Deutsch, Rick 1979-81-82
DeWalt, Keith 1929
Dianiska, Gerald 1958-59
DiBacco, Todd 2001-02-03-04
Diepenbrock, Ryan 1998-99-00
Dieter, Gehrig 2014-15
Dietz, Logan 2013-14-15-16
Dillingham, Don 1972-73
Dillman, Robert 1940
DiMarco, Al 1943-44
Dobbs, Ken 1997-98-99-00
Doege, Jarret 2017-18
Dolliver, Jason 1992-93-94
Domer, Matthew 2015
Donahue, Rob 1991-92
Donahue, Tyler 2007-08-09-10
Donohue, Thomas 1966
Dorley, Doug 1998-99
Dorris, Austin 2019
Dorsey, Jay 1963
Dossous, Vanel 2016
Dozier, Erique 2005-06-07-08
Dotson, Charles 1987-88-89-90
Dotson, Matt 1936-37-38
Dowdell, Mark 1981-82-83-84
Downs, Derek 2018-19-20
Doyle, John 1961-62-63
Dreher, James 1956-57-58
Dryer, Karl 1932-33
Dudley, Bob 1990-91-92-93
Dudley, Dave 1975-76-77
Duetemeyer, Richard 1969-70-71
Dunaway, Mark 1994-95
Duncan, Cleidith Dale 1953
Dunham, Dave 1974
Dunham, Donald 1946-47-48
Dunham, Harold 1948-50
Dunham, Vernon 1945-46-47-48
Dunipace, Richard 1940
Dunlap, Steven 2009-10-11
Dunklin, Tony 1977
Durham, Ross 1999-00
Durig, Fred 1950-51-52
Durkin, D.J. 1997-98-99-00
Dusho, Jeremy 1996-97
Dutson, Pat 1991
Dykes, Sean 1985
Dziengelewski, Zach 2018

EEE

Earhart, William 1963-64-65
Eason, Toy 1987-88
Eaton, Ronald 1963
Eckert, Robert 1941-42
Edgerton, Charles 1986-87-88-89
Edwards, Kenneth 1935
Elsea, Asa 1960-61-62
Embry, Jhaylin 2020
Emans, Mark 1981-82-83
Emans, Matt 2004-05-06-07
Endres, Dave 1978-79-80
Engelland, William 1943
Eppert, Nick 1992
Epstein, Samuel 1955
Espen, Don 1948
Estep, Mike 1983-84-85-86
Etol, Ernest 1920-22-23
Etheridge, Winston 2009
Evans, Don 1957
Evans, George O. 1924-25-29
Everhart, Tony 1994-95-96
Eyssen, Bill 1976

FFF

Fails, John 1939
Falb, Bruce 1950-51
Farinella, Anthony 2012-13-14
Farrington, Dylan 2010
Farrall, David 1995-96
Fearnside, Henry 1932-33

Fearnside, Robert 1960-61-62
Feasel, Jeff 1980-83
Feeney, Elwood 1944
Fehrman, Rob 1997-98-99-00
Fells, Eugene 2008-09-10
Femenia, Alex 1975
Ferrell, Gordon Vaughn 1967-68
Fetters, Doug 1982
Fields, Jerry 1969-70-71
Fields, Nick 2016-17
Fielitz, Raymond 1965
Fierek, Mark 1980
Figgins, George 1923
Filiere, Clarence 1928
Filiere, Howard 1926-27-28
Fink, Jeff 2005-06-07-08
Fink, Kenneth 1961
Finley, Dave 1968-69-70
Fire, Anthony 1963-64-65
Fish, Herb 1926-27-28
Fisher, Garry 1998-99-00-01
Fisher, Joe 2000
Fisher, Tom 1971-72-73
Fisher, William 1970-72
Fitch, Glenn 1959
Fitzpatrick, Eric 1990
Fitzpatrick, John 1977-78-79
Fleming, Pat 1999-00-01-02
Flewellyn, Dominic 2010-11-12-13
Florian, Raymond 1949-50
Foels, Melvin 1963-64
Foley, Joe 1984-85-86-87
Foley, Matt 1991-92-93
Folkertsma, Hunter 2015-16-17
Folkes, Kevin 1978-79-80
Foor, Mike 1982-83-84-85
Ford, Carl 1954-55
Ford, Justin 2012
Foster, Aaron 2010-11-12-13
Foster, Ralph 1939
Foster, Robert 1941
Foster, Shane 1993-94
Fowler, Keith 1952-53-54
Fox, Charles D. 1921-23
Frail, Donald 1948-49
Frankfather, Harry 1925
Franks, Richard 1941-47
Frazier, Clint 1991-92-93
Freimark, Glenn 1952-53-54
Freitas, Jack 1946-47-48
Frericks, Jim 1981-82-83-84
Fries, Edward 1924-25-26
Frontz, John 1935
Fry, Gurney 1919-20
Fry, Nate 2002-03-04-05
Frye, Rico 1918
Fuller, Dewey 1920-23
Furcron, John Harold 1957-58

GGG

Gabram, Tom 1997
Gahn, Wilford 1925
Galanka, Paul 1930
Gallon, Chris 2012-13-15
Galyas, John 1954
Gant, Derick 1987-88
Garafalo, Frank 2000-01
Gardner, Brian 2003
Garrett, Darhyl 1978
Garrett, Paul 1966
Garth, Fred 2017-18
Gates, Jerry "BooBoo" 2010-11-12-13
Gates, Todd 1978-79-80
Gatta, Dan 1978-79
Gause, Jim 1975-76-78
Geiger, Erique 2010-11
Genyk, Jeff 1981
George, Ernest 1966-67
George, Shawn 1994-95-96
Gerling, Kurt 1998-99-00-01
German, Tim 2009
Geter, Willie 2007-08-09-10
Getz, Ray 1943
Ghant, Cleon 2000-01
Gibbs, Byron 1979
Gibson, John 1998-99-00-01
Gibson, Willie 1993-94
Giganti, Frank 1967
Gilbert, Darius 2011

Gilbo, Eric 2000
Gill, Kenneth 1929-30
Gill, Vaughn 1924-25
Gillespie, Herbert 1919
Gilliland, Stan 1950
Giroux, Jack 1954-55-56
Givens, Andre 2012-13-14
Glantzis, Alex 1999-00-01-02
Glantzis, Chris 2000-01
Glaser, Jack 1927
Glass, Ollie 1949-50-51
Glassco, Greg 1987-88
Glaud, Anthony 2007
Glendenning, Tom 1980-81-82
Goble, Ronnie 2010-11-12-13
Goebel, Carl 1924
Goings, Jim 1963-64
Goldner, Howard 1929-30
Good, Dale 1939-40
Goodwin, Scott 2005-06
Gourdine, Isaiah 2013-14-15-16
Grafton, Paul 1970
Graham, Tony 1981-82
Granger, Gary 1978
Grant, Jalen 2020
Grant, James 1965
Grant, James 1961-62
Grant, Steen 2000
Grava, Brad 1992
Greathouse, Jesse 1972-73
Green, Bobby 1990
Green, Don 1945
Green, Joe 1967-68-69
Green, Lester 1952-53
Greene, Travis 2012-13-14-15
Greene, Trenton 2012-15-16
Greetham, James 1934-35
Gregorie, Don 1982
Gregory, George 1968
Gregory, John 1965
Gregory, Montre 2016-17-18
Gresbach, Jim 1981-84
Griffith, Scott 1976
Grignon, Kevin 1938-40
Grissetti, Charles 1941
Groth, Doug 1978-79
Groth, Jeff 1975-76-77-78
Grubb, Andy 2001-02-03-04
Gucciardo, Pat 1990-91
Gutierrez, Joe 2001-02
Guyer, Joe 1976-77-78
Guyton, Datin 2017
Gwyn, Robert 1950-51-52
Gwynn, Harry 1925-26-27-28
Gyetvai, Terry 1979-80-81-82

HHH

Haack, Mike 1989-90-91-92
Hagaman, Dave 1981-82
Hager, Nick 2012-13
Haigler, Demontae 2018-19
Haire, Walter 2019-20
Hale, Ben 2015-17
Haley, Robert 2001-02-03
Halkias, Samuel 1970
Hall, Dean 1981-82-83-84
Hall, Jamie 1974-76
Hall, Robert 1946
Hall, Tom 1971-72-73
Hallett, Robert 1951-52
Halliwell, Donald 1940
Hamilton, Damron 1996-97
Hammoud, Norman 1992-93-94
Hampton, Torrian 2017-18-19
Haneline, Chris 1999-00-01-02
Haneline, John 2005-06-07-08
Hankins, Dave 1990-91-92
Hans, Rick 1972-73
Harbaugh, Jack 1959-60
Harden, Jim 1966
Hardy, Eilar 2015
Hardwick, Jacob 2006-07
Hargrove, Earl 1971-72
Hargrove, Loren 2004-05-06-07
Hargrove, Ra'veion 2018
Harmon, Greg 1974
Harper, Jonah 2017-18
Harpold, Frank 1965-66
Harraman, Mike 1973-74

Harris, Bob 1977-78-79
Harris, Brandon 2015-16-17-18
Harris, DeWayne 1988
Harris, Donald 1941-42-43-44
Harris, Gerald 1964
Harris, Josh 2000-01-02-03
Harris, Lesley 1985
Harris, Paul 1989-90-91
Harris, Robert 1950
Harrison, Saul 1993
Hart, Andrew 2000-01-03-04
Hartley, Steve 1993-94-95-96
Hartman, Chris 1982-83-84-85
Hartman, John 1934
Hartshorn, Terry 1961
Hartung, Garth 2006
Harvey, Robert 1945
Haschak, John 1963
Haves, William 1954
Haves, David 1943
Hawkins, Anthony 2020
Hawkins, James 2001-02-03-04
Haynes, David 1986-87-88
Heard, Ronald 1986-87-88-89
Hecker, Jack 1953-54-55
Heckler, Pharon 1935
Hecklinski, Randy 1993-94
Hedges, Frank 1962
Heider, Robert 1965-67
Heisterman, Doug 1978
Held, Edward 1924
Helgesen, Eric 1985-86
Helmlinger, Edward 1964-65
Helvoight, Forrest 1925-26-27-28
Hemke, Sam 1994-95-96-97
Henderlich, Waldo 1936
Henderson, Jevon 2019-20
Hendrix, Dorian 2016-17-18
Hendrix, Emmanuel 1999-00
Henneberry, Jamie 1973
Henry, Joseph 1944
Henry, Ryan 1993-94-95
Henwood, Chris 1989-90-91-92
Hepner, Russell 1959-60-61
Herbert, Dale 1936-37-38
Hershey, Jay 1960
Hesrick, Solon 1922-23
Hewitt, Mitch 2000-01-02-03
Hicks, Anthony 2003
Hicks, Brandon 1998-99-00-01
Higgins, Jeff 1979-80
Hillstrom, Norm 1971
Hlay, John 1980
Hockman, Kenneth 1964
Hockman, Kyle 1987-88-89
Hodakievic, James J. 1967-68
Hodges, Adrian 2008-09-10-11
Hodges, Scott 2011-12
Hoey, Jay 1995-96-97
Hoffeld, William 1944
Hogrefe, Thomas 1960-61-62
Hohenstein, Greg 2013-14-15-16
Holcomb, Tony 1995-96-97-98
Hollingsworth, Jason 2003-04
Hollis, Robbie 1996-97-98
Holmes, Ed 1977-78
Holmes, Mike 1986-87-88-89
Holmes, Steve 1998-99
Holovacs, Steve 1975-76-77-78
Homan, Kurt 1976
Hood, Edwin 2005
Hoover, Alvan C. 1959
Hoover, Melvin 1953
Hopgood, Jordan 2010-11-12-13
Horansky, Mark 1974-75
Horn, Bill 1987-88-89-90
Horn, John 1945
Horne, Brock 2020
Hoskinson, Meryl 1923
Householder, Reverda S. 1920
Houston, William 2013
Howard, Gardner 1994-95-96-97
Howard, Gerald 1977
Howard, Rick 1985
Howell, Jim 1989-90
Hubbard, Chris 1997-99
Hudak, Daniel 1949-50
Hudson, JaJuan 2019



RECORD BOOK • LETTERWINNERS

Hudson, Reggie 1981
 Huelsman, Kevin 2004-05-06-07
 Huettel, Alex 2012-13-14-15
 Hull, Dean 1977-78-79-80
 Humphrey, Matt 1981
 Hunter II, Darrell 2011-12-14
 Hunter, Dontay 1996
 Hunter, Gerald W. 1965-66
 Hunter, John 1984-85-86-87
 Hunter, Ryan 2014-15-16-17
 Hunter, Stan 1982-83-84-85
 Hunter, Tony 2006-08
 Hurley, Trent 2011
 Hurst Dan 1955-56
 Huston, Dale 1958
 Hutson, Ray 2008-09-10-11
 Hutcherson, Greg 2004
 Hutchins, Dirion 2017
 Hutchinson, Akili 1992
 Huzicko, Steven 1962-63
 Hyatt, Stuart 1931

III

Ihnat, Emil 1939-40-41
 Ihnat, John 1934-35-36
 Ingraham, Robert 1945
 Inman, James 1934-35-36
 Inman, Thomas 1946-47
 Iovinelli, Nick 2007-08-09
 Isgro, Ronald 1959
 Iverson, Rick 1978-79-80-81

JJJ

Jackson, Andre 1982-83-84-85
 Jackson, Brandon 2008-09
 Jackson, Bryan 2004
 Jackson, Carlos 1955-57
 Jackson, Heath 2011-12-13-14
 Jackson, Melvin 2018-19
 Jackson, Michael 1986-87-88
 Jackson, Pat 1987-88-89-90
 Jackson, Robert 2015-16-17-18
 Jackson, Sherrill 1974-75
 Jackson, Zeb 1990-91-92-93
 Jacobs, Dave 1988-89
 Jacobs, Omar 2003-04-05
 Jacques, Russell 1965-66
 Jacquot, John 1971-72-73
 Jakubowski, Jon 2003-04-05
 Janeway, Edward 1955-56-57
 Jarrett, Craig 2000-01-03
 Jefferies, Cameron 2016-17
 Jenkins, DeMark 2009-10
 Jennings, John 1963-64-65
 Jeremiah, John 1944
 Jeter, David 1957-58
 Jinks, Mike 1963
 Johnson, Andrew 2008-09
 Johnson, Bob 1993-94
 Johnson, Brian 1981-82-83-84
 Johnson, Cory 2011-12
 Johnson, Dana 1996-97-98
 Johnson, Dewey 1939-40-41
 Johnson, Erik 1984-85-86-87
 Johnson, George 1990-92-93
 Johnson, Greg 1984-85-86-87
 Johnson, Greg A. 1984-85-86
 Johnson, Jamien 2002-03-04-05
 Johnson, Lawrence 1919
 Johnson, Marcus 1975
 Johnson, Matt 2012-13-15
 Johnson, Nick 2014
 Johnson, Van 2003-04-05
 Jones, Brandon 2003-04-05-06
 Jones, Bryant 1980-81-82
 Jones, Carl 1944
 Jones, Chris 2009-10-11-12
 Jones, Cornell 1980-81
 Jones, Davon 2019
 Jones, Doni 1982
 Jones, Edward 1966-67-68
 Jones, Eric 1999
 Jones, Gene 1973-74-75
 Jones, James 1964
 Jones, Jerry 1963-64-65
 Jones, Justus 2009-10-11
 Jones, Shella 1924-26
 Jones, Tyrik 2016
 Jones, Willis 1961-62

Joplin, Shaun 2010-11-12-13
 Jordan, Jelani 2002-03-04-05
 Jordan, Kamar 2010-11
 Joseph, Johnny 2012
 Joyce, Charles 1944
 Joyce, Mike 1986-87
 Judd, Jerry 2018
 Junior, Albert 1961
 Junior, Kyle 2016-17-18

KKK

Kampe, Greg 75-76-77
 Kane, Kevin 76-77-78
 Kaplan, John 85
 Kastl, Joe 79-80-81
 Kautzman, Mark 96-97-98-99
 Kebl, Albert 59
 Keettle, Joe 69-70-71
 Keipp, Martin 53-54
 Kekuwa, David "Chief" 12-13
 Kelley, Eddie 76
 Kelley, Jeremiah 07-08
 Kelly, Lawrence 56-57
 Kelly, Lawrence 68-69-70
 Kennedy, Benjy 04-05-06
 Kennedy, Bert 61-62
 Kennedy, Carlyle 22-23
 Kennedy, Pat 78-79-80-81
 Kennemuth, Clyde 30
 Kent, Aaron 07-08
 Kent, Lawrence 55-56
 Kerr, Clarence 27-28
 Ketchum, Greg 74-75
 Kettler, Cory 94-95
 Kidwell, Derek 94
 Kijanko, Anthony 70-71-72
Kilbane, Brian 2020
 Kilpatrick, Bob 72
 King, Dan 95-96-97
 King, Greg 80-81-82-84
 King, Rod 86-87
 Kings, Harry 21
 Kingsbury, Doug 00
 Kinney, Harland 35-36-37
Kinsey, Javonte 2020
 Kinzie, Dave 86-87-88
 Kirk, Brenton 44
 Kisselle, Thomas 53-54-55
 Klenner, John 37-38-39
 Klicman, Roger 59-60
 Klue, Jerel 95
 Knapke, James 14-15-16
 Knapp, Mike 00
 Knecht, Ora 24-25-26-27
 Knecht, W. LaMar 38-39
 Knierim, James 44-45-46-47
 Knierim, Jay 55
 Knight, Broderick 80-81-83
 Kniseley, Roy 44
 Koch, Fred 53-54-55
 Koepfer, Karl 55-56-57
 Koester, Fred 63
 Kokke, Pascal 02
 Kollman, James 50
 Konowalski, David 16-17
 Kormas, Mike 37-39
 Kovath, Ernie 79-80
 Kowalski, Pete 89-90-92
 Krahe, Tom 74-75
 Kramer, Jack 16-17-18
 Kramer, Kyle 85-86-87-88
 Kregel, Matt 88-89-91
 Krotzer, Paul 41
 Kuck, John 94-95-96-97
 Kuehl, Steve 74-75-76
 Kuhlman, Bill 82-83-84-85
 Kuhlman, Dale 35-36-37
 Kulik, Dave 73-74
 Kuntz, Edward 47-48-49
 Kupke, Greg 99-00-01-02
 Kurtz, John 17-18
 Kwiatkowski, Raymond 59-60-61

LLL

Labus, Austin 2015-16-17-18
 Ladd, James 1951-52-53
 Ladd, John 1951-53-54
 Ladd, Joseph 1924
 Laird, Brian 1988-90

Lake, Ivan 1920
 Lamar, Charles 1918
 Lambricht, Larry 1986-87-88-89
 Lamport, Reid 1971-72-73
 Lane, B.J. 2002-03-04-05
 Landman, Brett 1988-89-90-91
 Lankenau, Paul 1927
 Lanning, John 2004-05-06
 Lanning, Stephen 1967-69
 Larimar, Ron 1984
 Larson, John 1964
 Lash, Rodney 1948-49
 Latimer, Colby 1986
 Lautanen, Nico 2016-17-18-19
 Lawler, Mason 2019-20
 Lawrence, Anthony 1963-64
 Lawrence, Dallas 1919
 Lawrence, Nick 2006
 Lawrence, Thomas 1969-70
 Leacock, Jovan 2010-11
 Leal, Chache 1993-94
 Leaver, Brian 1991-92-93-94
 Lee, Derek 2015
 Lee, Tony 1989-91
 Leininger, Matt 2002-03-04
 Leiter, Earl 1920-21-22
 Leitman, Macs 1926-27-28
 Lennox, Floyd 1955-56-57
 Lett, Derrick 2002-03-04-05
 Levy, Milton 1960
 Lewis, Curt 1979-80-81
 Lewis, Godfrey 1998-99-01-02
 Lewis, Jack 1944-47-79
 Lewis, James 1942-45
 Lewis, Kenny 2005-06-07-08
 Lewis, Norman Brian 1958
 Lewis, Robert 1934
 Lewis, Roger 2014-15
 Lewis, Scott 2009-10-11
 Lewis, Tarell 2006-07
 Lichtensteiger, Kory 2004-05-06-07
 Lige, Adam 1995-96-97-98
 Liftin, Sheldon 1951-52
 Limpert, Norman 1962-63-64
 Lindsey, Scott 1988-90-91
 Lindsey, Chuck 1974-75
 Lisbon, Don 1960-61-62
 Livas, Julius 1970-71
 Lloyd, Thomas 1967-68-69
 Locke, Nate 2014-15-16-17
 Long, Brad 1991-92-93
 Long, Chad 1998-99-00-01
 Long, Thomas 1989
 Lonjak, Edward 1944
 Loomis, Douglas H. 1926-27
 Lorenzi, Robert 2009-10
 Loskorn, Bryan 1977
 Loville, Terry 1996-97
 Lowell, Darrell 1934-35
 Lowell, Donald 1927-28-29-30
 Lowry, Richard 1941-42-46
 Loy, Grant 2017-18-19
 Lucas, Ryan 2002-03
 Luccio, John 1954
 Luettke, Tom 1965-66-67
 Lukac, Joseph 1948
 Lund, Sergio 1998-99-00-01
 Lundgren, Eric 1987
 Lunsford, Izaah 2014-15-16
 Lyan, Kelly 1981
 Lyons, William 1952-56-57
 Lynch Jr., D.J. 2011-12-13-14

MMM

Machovina, Jerry 1968
 Mack, Alfonso 2013-14-15-16
 Mack, Brandon 2004-05-06-07
 MacLennan, Douglas 1954
 Macon, Dan 2003-04-06-07
 Madaras, Adolph 1937-38-39
 Madaras, George 1938-39
 Magner, Cole 2001-02-03-04
 Magnone, Angelo 2007-08-09-10
 Mahone, P.J. 2006-07-08-09
 Mahoney, Neal 1985-86-87
 Mahony, Jim 1974
 Mains, Andy 1988
 Maltarich, Robert 1967-68
 Malone, Michael 2000-01-02-03

Mangham, Artie 1989-90-91-92
 Manns, Brian 1994-95-96-97
 Mansfield, Donald 1948
 Maples, Russell 1946-47-48
 Marazon, Daniel 1941-42-46
 March, Dallas 1919-20-21
 Marchione, Mike 1969
 Marko, Anthony 1948-49-50
 Markray, Derrick 2004-05-06
 Marlow, RB 2018-19
 Marsh, Fred 1930-31
 Marshall, Calvin 2007-08-09-10
 Marshall, Melvin 1982-83-84-85
 Martin, Brent 1997-98-99
 Martin, David 1941-42-46
 Martin, Justin 2003
 Martin, Gabe 2011-12-13-14
 Martin, Jamel 2011-12
 Martin, Rameir 1992-93-94
 Martin, Robert 1971-72-73
 Marshall, Calvin 2008-09
 Mason, Clarence 1958-59-60
 Mason, Robert 1948-49
 Massey, Edmond 2004
 Massey, Noah 2018
 Masuku, Romeo 2018
 Matter, Bruce 1978-81
 Mathews, Fred 1967-68-69
 Maticisk, Marty 1988
 Matthews, Willie 1976-77-79
 Mauer, Rick 2001-02-03
 Mauk, Wayne 1959-60
 Maupin, Dennis 1969-71
 Maynard, Hunter 2011
 Mazzone, Joe 1996
 May, Charles 1969
 Mayberry, Terrill 2002-03-04-05
 Mazur, Jon 1999-00-01-02
 McBride, Gary 1971-72-74
 McBride, Jerry 2016
 McAuliffe, Tim 2014-15-16-17
 McBride, Jerry 2017-18
 McCarthy, Chad 1996-97-98-99
 McClain, Dave 1959
 McCloud, Robert 1940
 McClure, Bill 1986-87
 McClure, Brian 1982-83-84-85
 McCullough, Carl 1934
 McCormick, Jeff 1979
 McCorvey, Tony 1985-86-87-88
 McCoy, Ed 1972-73
 McCreary, Bill 1985-86
 McCullough, Pat 1945
 McDonald, Dal 1987-88-89-90
McDonald, Matt 2020
 McElroy, Ryan 1991-92-93-94
 McFayden, Don 1956
 McGee, Mike 1984-86-87-88
 McGrady, Cornelius 2001-02-03-04
 McKenzie, Jack 1969-70
 McKenzie, Roger 1952
 McKoy, DeVon 2011-12
 McMann, Albert 1920-21-22
 McMichael, Dave 1971-72-73
 McQuaid, James 1952-53
 McQuigg, Alan 1964-65-66
 McVeigh, Mentor 1927
 Meador, Larran 1969-70-71
 Meczka, Greg 1971-72-73
 Mee, Gregory 1956
 Meehan, Greg 1983-85
 Meek, Brian 1980-81
 Meek, John 1978-79-80-82
 Meeker, James 1969-70
 Mehlow, Harold 1939-40-41
 Meinhart, Erwin 1945
 Meister, Don 1959-61
 Mercurio, Joseph 1948
 Mergenthal, Arthur 1943
 Merlitti, Tom 1968-69-70
 Merritt, Ed 1994-95-96-97
 Merritt, Joe 1977-78-79-80
 Mershon, J.P. 1996-97
 Michaud, Mike 1987
 Mignin, James 1929
 Miles, Paul 1937-38
 Miles, Paul 1971-72-73
 Miller, Dave 1981-82-83
Miller, James 2020



RECORD BOOK • LETTERWINNERS

Miller, Mark 1974-75-76-77
Miller, Roscoe 1931
Miller, Scott 2015-16-17-18
Milton, Marcus 2015-16-17-18
Minnich, Max 1946-47-48
Minns, Mike 2012-13-15
Minturn, Brady 2006-07-08-09
Missler, Dick 1972
Mitchell, Cedric 2018-19-20
Mitchell, Rick 1984-85
Mitchell, Thorai Jr. 1952
Mitolo, Jim 1976-78
Mkhitarian, Vardan 2002-03
Mohler, Glen 1937
Mohr, Donald 1943-44
Mohr, Estelle 1923
Mohr, Rex 1979
Molk, Brett 1973
Molk, Mark 1996
Mollenkopf, Kenneth (Jack) 1925-26
Momany, Jack 1949-50
Montgomery, Kendall 2011-12-13-14
Montrie, William 1970-71-72
Mooney, Douglas 1949-50
Moore, Joe 1991
Moore, Kenton 2019-20
Moore, Ronnie 2013-14-15-16
Moore, Tim 2009-10
Moriarty, Tom 1974-75
Morgan, James 2016-17
Morgan, Keith 2008-09-10-11
Morrill, Robert 1956-57-58
Morris, Quintin 2017-18-19-20
Morton, Jason 2000-01-02-03
Moscoe, Homer 1924-25
Moss, Tom 1994
Motes, Presley 2019-20
Moton, Joe 1979-80
Mower, Lester 1930
Mruczkowski, Scott 2001-02-03-04
Mulvihill, Pat 1944-45
Munson, Brian 1983-84
Murnen, Tim 1955-56-57
Murphy, Jordan 2020
Murray, Ford 1931-32-33
Murray, Roger 1969-70
Mussil, Edward 1939-40
Mustain, Robert 1936
Muzi, Greg 1973-74
Myles, Will 2003-04-05-06

NNN

Naranjo, Matt 2018-19-20
Nartker, Brian 1990-91-92
Navarro, Steve 2002-03
Neal, Chris 1984-85-86
Nearing, Guy 1923
Needham, Nate 2018-19-20
Nehlen, Don 1955-56-57
Neiman, Rick 1981-83-84-85
Nelson, Mark 1985-86
Neverov, Sam 2018-19-20
Newble, Ryan 2003-04
Newlove, Richard 1936
Newman, Rick 1971-72-74
Newsome, Richard 1959-60-61
Newson, Keon 2001-02-03-04
Nicholson, John 2002-03-04-05
Nickey, Ron 1973-74-75
Nicolini, Gene 1971
Niemet, Bob 1995-96-97-98
Norman, Nick 1965
Norris, Pete 2017
Norsic, Matt 2009
Noyes, Thomas 1919-20
Nozak, Al 1976
Nunn-Liddell, Jai 2018
Nussbaum, Joseph 1961
Nyitray, P.J. 1966-67-68
Nystrom, Drew 2004-05-06-07

OOO

O'Brien, Kevin 1989-90-91-92
Obrock, John 1974-75-76
Obrovac, George 1974-75-76
Obrovac, Mike 1974-75-76-77
Obrovac, Nick 1974
O'Donnell, William 1944

O'Drobinak, Sean 2004-05-06-07
Ogilvie, D.J. 1988-89-90-91
Olds, Hayden 1925-26
O'Leary, Thomas 1964-65
Oliver, Chris 2019
Olnhausen, Roland 1921
O'Neill, Joe 1996-97-98-99
O'Neill, Kevin 1994-95-96-97
Orr, Henry 1965-66
Ortega-Jones, Julian 2019-20
Orwick, John 1931
Osborn, Dale 1921
Osborne, Victor 2012-13-14
Ostrander, Walter 1922-25
Otten, Chip 1979-80-81-82
Otten, Mike 1985-86-87
Ouellet, Ted 2011-12-13
Owchar, D.J. 1999-00-01-02

PPP

Pace, James 1945
Pace, Keith 1988-89-90
Page, William 1955-56-57
Palguta, Richard 1952
Palko, Vince 1991-92-93-94
Pallo, Mike 1956
Palmer, Charles 1970
Palsgrove, Dayne 1981-82-83
Panczyk, Dave 1977-78-79-80
Pankratz, Aaron 2009-10
Pankratz, Wally 1969
Park, John 1977-78-79-80
Parker, Andre 1975-76-77
Parker, Michael 1993-94
Parker, Tony 1984-85-86-87
Parks, Devon 2003-04-05
Parks, Lewis 2008-09-10
Parks, Marques 2005-06-07-08
Parks, Winston 1939-40
Parkson, Lloyd 1951-52
Parmenter, Peter 1941
Partridge, Corey 2005-06-07-08
Parnell, Tony 1990
Pasqualone, Frank 1977
Pate, Ben 1950-51-52
Pate, Tom 1994-95
Patton, Janssen 2000-01-02-03
Peacock, Jeff 1979
Pearce, Joe 1967
Peek, Harold 1954-55-56
Pelton, Horace 1927
Pemberton, Mack 1933
Pencheff, Benny 1928
Pencheff, Oscar 1932
Perce, Brandon 2019
Peregord, Mike 1972
Perrin, Richard 1967-68
Penton, Steve 1936-37-38
Perry, Charles 1956-57-58
Perry, Deaudre 2004-05
Perry, Doyt 1929-30-31
Perry, James 1965-66-67
Perry, Lester 1932-33
Peters, Jason 1992-93-94
Pettigrew, John 2009-10-11-12
Pettus, Josh 2012-13
Phelps, Jim 1981-82-83
Phillips, Cotton 1997
Phillips, Fred 1962-63
Phillips, George E. 1959-60
Phillips, Jarrad 1999-00
Phillips, Jerry 2009
Phillips, Leroy 1932-33
Phouthavong, Deric 2015-16-17
Piazza, Christian 2012-13-14
Pickrom, CJ 2016
Piepkow, Teddy 2002-03-04-05
Pick, Pete 1936
Pilcher, John 1923
Pillar, Mark 1971
Pinchem, Andre 2000
Pittman, William 1970-71-72
Place, Robert 1923-24
Platt, Damien 1997
Platzer, Edward 1970
Plusquellic, Donald 1970-71
Poe, Howard 1930-31
Pohlman, Chris 2011-12-13-14

Pohlman, Neil 1948-49
Polak, Dave 1968-69
Polak, Phil 1971-72-73
Polen, Jeff 1963
Polhemus, Jeff 1976-77
Polivka, Mark 1985-86
Pollock, Andy 1996-97-98
Pollock, Kenneth J. 1920
Pollock, Ward 1942
Pont, Richard 1949-50
Pope, P.J. 2002-03-04-05
Poppek, Louis 1950
Popovich, Peter 1942
Porowski, James 1964-65-66
Porter, Jordan 2020
Posey, Armani 2017
Potts, James 1959-60-61
Potts, Shawn 1979-80-81-82
Pough, Janarvis 2016-17
Powell, Gavin 2003-04
Powell, Todd 1990-91
Powers, Jeff 1981
Pratt, Charles 1960
Pratt, Robert 1963-64-65
Prchlik, Joe 1981-82-83-84
Prchlik, Mark 1977-78-79-80
Preston, Dave 1973-74-75-76
Price, Billy 1999
Price, Steve 1971-72
Privitera, Angelo 1960-61
Pronty, Tyrone 2007-08-09-10
Prosak, Alex 1974-75-76-77
Pryfogle, Pete 1972
Puchalla, Robert 1949
Pullins, Eric 1992
Putman, Dan 1977

QQQ

Quesinberry, Ralph 1940-41-42
Quiles, Marquese 2009
Quinn, Tim 1972-73

RRR

Raabe, Steve 1977-78-79-80
Raberding, Orville 1919-20-21-22
Raburn, Britt 1968-69
Radenbaugh, Ernest 1932
Radich, Charles J. 1966-67-68
Radlinski, David 1959-60
Raether, Harold 1948
Ragland, Tom 1983-84
Rahmaan, Rodell 2019
Ramlow, Robert 1956-57-58
Ramsey, Charles 1958-59
Randolph, Steven 1940-41-42
Rankin, Ken 1984-85-86-88
Rathburn, Arden 1937-38
Raymore, Trevon 2020
Ream, Michael 2006-07-08
Recla, Norm 1983-84-85
Redd, Ray 1984-85-86-87
Redd, Robert 1998-99-01-02
Redd, Ronnie 1991-92-93-94
Redding, Teo 2014-15-16-17
Redding, Ty 2017-18-19
Reed, Donald 1921
Reed, Elwood 1934-35
Reese, Jenkins 2004
Reese, Ray 1956-57-58
Regnier, William 1963
Regula, Walter 1995
Reicosky, Thomas 1964-65
Reis, Richard 1948
Reublin, Robert 1960
Reyman, Ted 1950
Reynolds, Jim 1973-74
Reynolds, Robert 1960-61-62
Reynolds, Roger 1961-62
Rhodes, Robbie 2015
Rice, Jason 2008-10-11
Rice, Shaun 1997
Richards, Paul 1982
Riddle, Carlton 1939
Rideout, Lester 1942-46-47
Rieke, Nick 2007-08-09-10
Riemland, Jim 1984
Riffle, Gene 1934-35
Rimas, Mike 1971
Ringer, Harold 1934-35

Rivers, Jamie 1964-65-66
Roberds, Daniel 1958-59
Roberts, Billie 2020
Roberts, Jerry 1957-58-59
Roberts, Jerry 2019-20
Robertson, Jeff 1976
Robilotto, Lane 2009
Robilliard, Vernon 1949
Robinson, Chip 2009-10-11-12
Robinson, David 1943
Robinson, Lynn 1964
Robinson, Malcolm 1999-00-01
Robinson, Matt 2015-16
Robinson, William L. 1952-53
Rockwell, Ray 1980-81-82-84
Rodriguez, Steve 1993-94
Roeder, Bill 1968-69-70
Roese, David 1967-68-69
Rogers, Jacque 1995-96
Rogers, Jake 2019-20
Rogers, Orlando 1995
Rogers, Robert 1985-86
Rolf, Clay 2011-12-13-14
Rolf, Paul 1964-65
Rolwing, Jon 1987
Roop, Trevor 2015-16-17
Rositano, Wayne 1983
Rose, Karl 1998-99-00-01
Ross, Mark 1988-89-90-91
Ross, Steve 1989-90
Ross, Tim 1977-78-79-80
Rosser, Carl 1978-79-80-81
Rottinghaus, Bud 1996
Rottinghaus, Jeff 1989-92
Rousey, Norman 1950
Rowe, Ben 1953-54-55
Roussos, Jordan 2009-10-11-12
Rowe, Randy 1983
Royster, Taylor 2012-13-14-15
Ruggiero, Anthony 1961-62
Ruiter, William 1962-63-64
Ruiz, Ruben 2005
Rullo, Mike 1977-78-79-80
Runnells, Jeff 2002-03
Ruper, John 1959-60
Russell, Joe 1972-73-74
Russell, Kenneth 1954-55-56
Russell, Sturgal 1956-57
Rutan, Dean, 1983-84
Rutherford, Craig 2006-07-08-09
Ryder, Bert 1922

SSS

Saam, Robert 1942
Sahm, Andy 1999-00-01-02
Sak, Chester 1941
Saleet, Dan 1974-75-77
Saleet, Tom 1974-75-76-77
Salguero, Eldridge 2018-19
Salimen, Norman 1958
Samuel, Anthon 2011-12
Sanders, Brian 2015-16-17-18
Sanders, Steve 2002-03-04-05
Sanderson, Jerrett 2006-07-08-09
Sandru, Jeff 1986-88
Saneholtz, Byron 1942
Sanford, James 2014-15-16
Sassler, Mark 1973-74
Sawmiller, Justin 2018
Saxton, Millard 1927
Sayles, Daniel 2001-02-03-04
Schaefer, Gary 1970-71
Schaefer, Joe 2006-07-08
Schaeetzke, Howard 1947-48
Schaller, Ralph 2019
Schaller, Willard 1931-32-33
Scheidler, Jimmy 2006-07-08-09
Scheidler, Josh 2007
Scheidt, Chris 2009
Scheig, Paul 1950-51-52
Schick, Hugh 1952
Schie, Clyde 1948-49
Schiets, Dennis 1985-86-87
Schilz, Matt 2010-11-12-13
Schindler, Max 1958
Schlinder, Albert 1941-42-43-46
Schmelzle, George 1982-83-84-85
Schmiedebusch, Brian 2011-12-13



2021 BGSU FOOTBALL

12 MAC CHAMPIONSHIPS | 13 BOWL GAME APPEARANCES

RECORD BOOK • LETTERWINNERS

RECORD BOOK

Schmidt, Fred 1958
 Schmidt, George 1944
 Schmidt, Peter 1948-49
 Schmidt, Roger 1966-67
 Schmiedt, Jacque 1944
 Schneider, James 2009
 Schneider, Ricky 1997-98-99-00
 Schnellker, Robert 1947-48-49
 Schoeck, Fred 1944
 Schorejs, Derek 1992-93-94-95
 Schrage, Arthur 1943
 Schriener, Dan 1982-83-84-85
 Schriener, Ken 1985-86-87
 Schumann, Jim 1979-80-81-82
 Schweitzer, Paul 1983-84-85-86
 Schwieterman, Gus 2014-16-17
 Sealey, Nigel 2019
 Secor, Willis 1947-48-49
 Seeley, Paul 1989
 Seemann, Gary 1971-72
 Seibert, Steve 1976-77
 Seiter, David 1965-66-67
 Senn, Paul 2013-14
 Shale, Cris 1988-89-90
 Shanks, Claude 1949-50-51
 Sharon, Charles 2002-03-04-05
 Sharp, Zack 2017
 Sharpe, LaVelle 2003-04-05
 Shartle, John 1967
 Sheehan, Tyler 2006-07-08-09
 Sheets, Jim 1978-79
 Sheets, Steve 1996
 Sheffer, Robert 1931
 Shehab, Tom 1990
 Sheldon, John 1946-47-48
 Shepherd, Michael 1967-68
Sheppard, Marcus 2020
 Sherman, Brian 1988-89-90-91
 Sherman, Gary 1961-62
 Sherrell, Mitch 1974-75
 Shestina, Stuart 1970-71
 Shetler, Dan 1977-78-79-80
 Shingleton, Ted 1981-82-83
 Shinn, Greg 1969
 Shipman, Brian 1977
 Shocklee, Joe 1968-69-70
 Shupe, Thurl 1932-33
 Sielschott, Lowell 1940-41-42
 Siesel, Joseph 1964-65-66
 Silva, Al 1968
 Silvani, Leroy 1948-49-50
 Silvi, Paul 1985-86
 Siminski, Edward 1937-38-39
 Simmons, Edward 1948
 Simmons, Robert 1969-70
 Simms, Shawn 1981-82-83-84
Simms, Trent 2020
 Simonds, Rex 1949-50-51
 Simonton, Steve 2004
Sims, Christian 2019-20
 Sims, Nick 1988-89-90-91
 Sims, Thomas 1963-64-65
 Skattebo, Leonard 2016-17
 Skibbie, Franklin G. 1920-21-22-23
 Skrobot, Gabe 2017-18-19
 Slotterbeck, Robert 1923
 Smalley, Glenn 1951
 Smiley, Chris 2000
 Smith, Allen 1989-90
 Smith, Andre 1987
 Smith, Antonio 2005-06-07-08
 Smith, Chloris L. 1920
 Smith, Darius 2007-08-09-10
 Smith, Damon 1994-95-96
 Smith, Donnal 1923
 Smith, Doug 1974-75-76-77
 Smith, Eric 1986-87-88
 Smith, Jeff 1975-76
 Smith, Kennan 1945
 Smith, Larry 1966-67
 Smith, Larry D. 1959-60-61
 Smith, LeRoy 1989-90-91-92
 Smith, Shannon 2014-15-16-17
 Smith, Tawan 1994
 Smith, Thomas 2004-05-06
 Smith, Wayne 1962-63
 Snell, Fred 1948-49
 Snider, Monroe III 1965
 Snyder, Charles 1921

Socolofosky, Homer 1943
 Sofios, Ted 1951
 Sohn, John 1964-65-66
 Soskey, Al 1937-38
 Sotolongo, Antonyo 2016-17-19
 Souliere, Joseph 1964-65-66
 Southard, Ray 1986-87-89
 Spann, Tom 1974-75
 Spencer, Adrien 2008-09-10-11
 Spencer, Bob 1966-68
 Spencer, William 1955-56-57
 Spengler, John 1977-78-79-80
 Spilewski, Joseph 1959
Spires, Blaine 2020
 Spivey, Jermaine 1990-94
 Spray, Steve 1988-89
 Sprengel, Donald 2005-06
 Stage, Cameron 2020
 Standing, Thomas 1967-68
 Stanley, Glen 2007
 Stanford, Andrew 2004-05-06-07
 Stanziale, Joseph 1953-54-55
 Stark, Andy 1981-82
 Starks, Eric 1995-96
 Staten, Darnell 1990-92-93
 Steele, Archie 1937-38-39
 Steele, Tom 1975-76
 Steffy, Shane 2006-07-08-09
 Stein, Stephen 2011-12
 Steinke, Kevin 1996-97-98-99
 Stennett, John 1943
 Stephan, Rob 1973-74
 Stephens, Carl 1934
 Stephens, Clint 2014-15-17-18
 Stephens, Terrance 2016-17
 Stevenson, Audrey 1934-35
 Stevenson, Clifford 1928-29-30-31
 Stevenson, Donald 1930-31-32
 Steward, Ben 2013-14-15-16
Stewart, Terion 2020
 Stewart, Wayne 1936-37-38
 Stier, Brian 1993
 Stokes, Dan 1976
 Stokes, Je'Ron 2012
 Story, Darryl 1983-85-86
 Stough, Claitus 1919
 Stough, Lester 1919
 Stover, Raishaun 2003-04
 Stover, Trevor 1992-93-94-95
 Stover, Ty 1997
 Strasser, Jason 1996-97-98-99
 Stratton, Larry 1981-82-83
 Strazinsky, Bill 1991
 Studer, Albert 1961
 Studer, Joe 1976-77-78
 Studer, Steve 1972-73-74-75
 Studrawa, Greg 1986-87
 Sturt, Fred 1971-72
 Suder, Jake 2016-17
 Suggden, Mike 1976-77
 Suisham, Shaun 2001-02-03-04
 Sullivan, Will 1998-99
 Sutton, Brian 2012-13-14
 Swain, Ivan 1949
 Swan, Paul 2010-11-12-13
 Swan, Steve 1981-82
 Swartz, Paul 1932-33
 Swartz, Wilbur 1924-25
 Swearingen, John 1927-28-30
 Sweigard, Cletus 1945
 Szlachcic, Mark 1989-90-91-92
 Szychowski, John 1968-69
TTT
 Tabler, John 1942-46
 Tabler, Thomas 1939-40-41
 Taborn, Lorenzo 2016-17-18
 Talley, Kevin 1981-82
 Tanner, Matt 2018-19
 Tanner-Blair, Tim 2019-20
 Tanski, Bart 2010-11-12
 Tate, Trent 1984
 Tate, Tyler 2012-13-14-15
 Taves, Al 1944
 Taylor, Don 1972-73-74-75
 Taylor, Greg 1979-80-81-82
 Taylor, Kevin 1971-72-73
 Taylor, Titus 1979
 Teague, Will 2000-01-03
 Tecco, Don 1988

Tenhundfeld, Robert 1943
 Thacker, Sam 1978-79
 Thaler, Mike 2002-03-04-05
 Thomas, Abasi 1998
 Thomas, Bobby 2005
 Thomas, Brian 2011-12-13-14
 Thomas, Hal 1973-74
 Thomas, Thomas 1951-52
 Thompson, Art 1973-74-75
 Thompson, Rodney 1987-88
 Thompson, William 1955-56-57
 Thorne, Ron 1995
 Thornton, Reggie 1986-87-88-89
 Thourot, Jack 1929-30-31
 Timchenko, Joe 2004-05
 Tinnerman, Grant 2018
 Tippen, Floyd 1934
 Tipton, Carlos 2008-09
 Tolle, Stuart 1981-82-83-84
 Tomasello, Jac 1978-79-81-82
 Tomlinson, Alfred 2007
 Torresso, Nick 2007-08-09-10
 Toth, Bill 1964
 Tracy, Andy 1992-93-94-95
 Traub, Harry 1929-30-31
 Travis, Arthur 1929-30
 Travis, Arthur 1969
 Traylor, Tyler 2018
 Treadway, William 1944
 Treece, Clive 1919
 Treece, Dale 1919
 Treece, Harold 1928-29
 Trenary, Warren 1951
 Trent, Anthony 1963-64
 Troyer, Herbert 1919
 Truchly, Steve 1981-82-83
 Truss, Cam 2010-11-12-13
 Tuminello, Nick 2009
 Tunnell, Arch 1960-61
 Turano, Kyle 2000
 Turner, Anthony 2005-06-07-08
 Turner, Dave 1972-74
 Turner, Darnard 2014-15
 Turner, Fred 1986-87
 Turner, Trabian 1997
 Tyla, Matt 1999-00
UUU
 Underman, Rick 1977-78
 Urban, Stanley 1943
 Urdzik, Dave 1968-69
 Urschel, Kenneth 1920
 Usak, Frank 1940-41
VVV
 Vail, Robert 1919-20
 Valdez, Austin 2014-15-16
 Valentine, Craig 1977-79-80-81
 Valentine, John 1957-58
 Valli, Frank 1950
 Van Atta, Richard 1945-46-47
 Van Dam, Jason 2000
 Van Demark, Curtis 2007
 Van Fleet, Merritt 1943
 Van Fossen, Doug 1987-88
 Verdun, Donald 1947-48-49
 Villapiano, John 1971-72
 Villapiano, Phil 1968-69-70
 Villanucci, Vince 1982-83-84-85
 Violet, James 1964-65
 Violet, William 1961-62-63
 Viscounte, Ron 1986-87-88-89
 Volkmer, Leroy 1948
 von Stein, Mike 1970
 Vrvilo, Sinisa 2007-08
 Vura, Richard 1960
WWW
 Wade, Darius 2019
 Wade, Tavarus 2016-17
 Wagner, Jerry 1999-00-01-02
 Wagner, Lamont 1982-83
 Wagner, Mickey 2010-11
 Wagner, Walter 1952
 Wagoner, Richard 1964-65-66
 Wakefield, Dennis 1975-76
 Walder, Roland 2018-19-20
 Waldron, Nate 2005-06-07-08
 Walker, Blaec 2009-10
 Walker, Charlie 2011-12-13-14

Walker, Ennis 1945-46
 Walker, Phil 1983-85-86
 Wallace, Dwight 1964-65
 Wallace, Richard 1934
 Wallace, Roger 1971-72-73
 Walsch, Brian 1989
 Walston, Ricky 2004
 Walz, Jack 2015-17
 Ward, Jerry 1962-63-64
 Ward, Mervin 1960
 Ward, Ryland 2011-12-13-14
 Ware, De'Angelo 2015
 Ware, Joe 2019-20
 Waring, Richard 1966
 Warner, Bernard 1935
 Warner, Forrest 1926-27
 Warren, Rob 2001-03-04-05
 Washington, Jason 2004
 Wasserman, James 1961-62
 Watson, Larry W. 1967-68
 Watson, Patrick 2004-05-06-07
 Watson, Will 2012-13-14-16
 Watson, Willie 1995-97-98
 Watz, Hal 1973
 Waugh, Fred 1948-50
 Waugh, Ronald 1943
 Wayne-Prather, Jordan 2018-19
 Weathersby, Leon 1997
 Weaver, Barry 1961-63
 Weber, Eugene 1958
 Weber, Kenneth 1933
 Weger, Michael 1964-65-66
 Welch, Mike 1983
 Welker, Mark 1942-46
 Wellner, Edward 1939-40-41
 Wells, Russ 1976
 Wendel, Dennis 1999-00-01-02
 Wenstrup, Andy 2003-04
 Wentling, Joyce 1934
 Whalen, Kenneth 1960
 Wharton, Dominique 2011-12
 Wheeler, Bernard 1948-49-50
 Wheeler, Pierre 1926
 Whidden, Bill 1974-75-76
 Whipple, Fred 1933
 Whitaker, Gary 1961-63
 White, Bernard 1984-85
 White, Erik 1989-90-91-92
 White, Maynard 1951
 White, Mark 1980-81-82
 White, Phil 1950-51-52
 White, Ralph 1959-60
 White, Terrel 2003-04-05
 Whiteside, Earl 1961-62
 Whitfield, Calvin 1988
 Wichman, Mark 1976-77
 Wiener, Doug 1976-77-78-79
 Wilbourne, Steve 1988-89-90-91
 Wilcox, Matt 2017
 Wiley, Calvin 2006-10
 Wilke, Richard 1952
 Williams, Brad 2003-04-05
 Williams, Casey 1998-99-00
 Williams, Charlie 1992-93-94
 Williams, Eric 1985-86
 Williams, Jack 1976-77
 Williams, Jamaine 1995-96-97
 Williams, James 1999-01-02-03
 Williams, John 1942
 Williams, Junior 1995-96-97-98
 Williams, Lee 1979-80-81-83
 Williams, Mel 1964
 Williams, Roger 2006-07-08-09
 Williams, Ronald 1959-60
 Williams, Stew 1964-65-66
 Williams, Vernon 1989
Williamson, Myles 2020
 Wilson, Art 1935
 Wilson, Donovan 2015-16-17
 Wilson, James 1954
 Wilson, Myron 1971-72-73
 Wilson, Terry 1988-89-90-91
Wimberly, PaSean 2020
 Windatt, Dave 1977-78-79-80
 Wingate, Heath 1964-65-66
 Wingrove, Ryan 1999-00-01
 Winovich, Pete 2004-05-06-07
 Winters, Rozell 1988-89
 Wireman, Vern 1968-69-70



RECORD BOOK • LETTERWINNERS

Wirick, William 1948
Wisser, James 1962-63-64
Witte, Bill 1971
Witte, Earl 1921-22-23
Woedzinski, Mitchell 1936
Wohlers, Arthur 1932
Wolfe, George 1927
Wollschlaeger, Alex 2020
Woodland, Jack 1946-47-48-49
Woods Jr., Dwayne 2009-10-11-12
Workens, James 1951
Wortham, Darius 2018
Woullard, Jason 1992-93-94-95
Wright, Brain 2010
Wright, Chris 2006-07-08-09
Wright, Isaac 1969-70
Wright, Mike 1977-78-79
Wrightsmen, Rolland 1950-51-52
Wroblewski, Gary 1976
Wyans, Charles 1951
Wyatt, Jared 2017
Wyse, Joe 1990-91-92-93

YYY

Yanez, Jesus 2002-03
Yawberg, Harold 1952-53
Yocum, Robin 1975-76-77
Yoder, Stanley 1941-46
Young, Andre 1979-80-81-82
Young, D.J 2006-07
Young, James 1956
Young, Rick 1988-90
Young, Robert 1935-36-37
Younkin, Robert 1921-22-23-24
Youskievicz, Louis 1960-61
Youssef, Gehad 1981-82-83-84

ZZZ

Zahn, Wayne 1943
Zelina, Matt 1988
Zeller, Jason 1986-87-88-89
Zelonis, Gary 1970-71-72
Ziegler, Richard 1950-51
Zimmerman, Marquis 2016
Zimmerman, Shawn 1986-89
Zimpfer, Robert 1957-58-59
Zimpfer, Robert 1967-68-69
Zolciak, Dennis 1966-67-68

Bold indicates active player



SPIRIT & TRADITION

RECORD BOOK



Retired Jersey

The only football jersey retired at Bowling Green is #29. It was worn by Paul Miles from 1971-73. Miles rushed for 3,239 yards and 25 touchdowns in his career and was a three-time first team All-MAC selection. He was just the third back in NCAA history to rush for 1,000 or more yards in three consecutive seasons.

Frieda & Freddie Falcon

Frieda and Freddie Falcon are the official mascots of the Bowling Green Falcons. Together with the BGSU cheerleaders, Frieda and Freddie boost spirit at intercollegiate athletic events. Tryouts are held each spring, and winners remain anonymous to the student body until each is unveiled at the last home basketball and hockey game. The Freddie Falcon tradition began in 1950 while Frieda Falcon was added for the 1979-80 athletic year.

Why The Falcons?

The 2020-21 athletic year marks the 93rd anniversary of Bowling Green's nickname, Falcons. Before 1927, BG teams were called the Normals or Teachers. Ivan Lake '23 suggested the nickname after reading an article on falconry. Lake, managing editor and sports editor of the Sentinel Tribune in Bowling Green at the time, proposed the name change because it fit headline space and because falcons were "the most powerful bird for their size and often attacked birds two or three times their size."



PEACE PIPE AWARD

The Peace Pipe was a traveling award that went to the winner of the annual gridiron battle between Bowling Green and Toledo. The Peace Pipe tradition actually began on the basketball court during the 1947-48 season. At that time, the teams exchanged a six-foot long wooden peace pipe. The original basketball Peace Pipe disappeared, so, in 1980, the Peace Pipe was reinstated for football with former UT football player Frank Kralik creating the present trophy. Today's Peace Pipe is a smaller version of the original pipe, resting atop a trophy. The Peace Pipe was eliminated prior to the 2011 season and replaced by the "Battle of I-75" Trophy.



ANNIVERSARY AWARD

The Anniversary Award is a traveling award that goes to the winner of the football game between Bowling Green and Kent State. Established in 1985 by the respective alumni departments at BGSU and KSU, the Anniversary Award commemorates the founding of BGSU and KSU in the year 1910.



DOYT L. PERRY STADIUM



Doyt L. Perry Stadium has added lights, a new scoreboard, turf, chairback seating and the Sebo Athletic Center since 2001

Doyt L. Perry Stadium, with its 24,000 seating capacity, is celebrating its 54th year as the home of Bowling Green State University football. In 2001 permanent lighting was installed at the venue and home attendance doubled. In 2007 FieldTurf and the Sebo Athletic Center were added and in 2012 a high definition video board in the south endzone was installed. A new synthetic turf surface, featuring Shaw Sports Turf's PowerBlade Pro system, was installed in the summer of 2016.

Built in 1966 for approximately \$3 million as a replacement for the 43-year-old University Stadium, Perry Stadium had a capacity of 23,272 until bleacher seats were installed in both end zones in 1982 (Those bleachers have been removed to give way for the Sebo Athletic Center, giving BGSU the 24,000 current capacity). One of the largest and most attractive athletic facilities in the Mid-American Conference, Perry Stadium set the conference record for single-game attendance.

On Oct. 8, 1983, a huge crowd of 33,527 packed into Perry Stadium for

the annual Northwest Ohio rivalry between Bowling Green and Toledo, establishing a school and MAC record for single-game attendance. The Falcons went on to set a season record, breaking the six-digit figure for five games with a total draw of 100,021. It marked the first time in history that Bowling Green averaged more than 20,000 fans for five home football games.

That figure was topped in 1985, when Bowling Green posted a perfect record (11-0) in the regular season and clinched the MAC Championship by shutting out Toledo at Perry Stadium in November. More than 28,000 fans turned out that day, raising Bowling Green's season attendance to an average of 22,422. In 1994, BG fans bettered the mark of 1985 as 114,802 fans, an average of 22,960, attended the five home games.

In 2003, Falcon faithful attended sellout games against Northern Illinois and Toledo as ESPN broadcast three games live from the facility and brought its weekly college football show, College Gameday, to Bowling

Green. That year, BGSU averaged more than 21,000 per home game and Perry Stadium remains the only MAC football stadium to have hosted College Gameday.

Perry Stadium is more than just a football facility. The east side of the stadium includes locker rooms, equipment rooms, and some Athletic Department offices. The west side is the home of the BGSU Golf Training Center, filled with a 1,200 square foot putting green, locker rooms and hitting bays, as well as offices for both men's and women's soccer.

Sitting atop the press box on the west side of the stadium is the plush Stadium Club. The Stadium Club's 106 theatre-type seats provide loyal BGSU fans with the best view of the game. The President's Box, located at the top of the east side of the stadium, provides luxury seating for the University President and his guests, along with other supporters of Falcon football.

The construction of elevators on both sides of the stadium, completed in early 1998, has made

the stadium more accessible for all fans. Renovations to all boxes on both sides and the stadium club have taken place over the last few years making for a more fan-friendly atmosphere. Bowling Green won the first game ever played in Perry Stadium, defeating Dayton, 13-0, on Oct. 1, 1966. Since that time, the Falcons have won over 63 percent of their home games, compiling a 165-95-6 record in the 266 games played at Perry Stadium.

Total Home Attendance
4,221,387 (an average of 15,184 for 278 home games over the last 55 years)
Longest Winning Streak
16 (1983-86)
Longest Unbeaten Streak
19 (1991-94)



PERRY STADIUM RECORDS

DOYT L. PERRY STADIUM RECORDS

Rushing

Attempts 46, Bryant Jones vs. Kent, 10/31/81
 Yards 225, Darryl Story vs. Ball State, 11/5/83
 TDs 5, Dave Preston vs. Dayton, 9/21/74

Passing

Attempts 73, James Knapke vs. Indiana, 9/13/14
 Completions 46, James Knapke vs. Indiana, 9/13/14
 Yards 450, Matt Johnson vs. UMass, 10/10/15
 TDs 6, Ryan Henry vs. Ball State, 10/22/94
 Interceptions 6, Neil Britt (Ball State), 11/5/83; Ryan Henry (BGSU) vs. Louisiana Tech, 8/31/95

Receiving

Receptions 16, Roger Lewis vs. Indiana, 9/13/14
 Yards 261, Roger Lewis vs. Memphis, 9/19/15
 TDs 4, Jeff Groth vs. Grand Valley, 9/23/78

Scoring

Points 30, Dave Preston vs. Dayton, 9/21/74
 Field Goals 4, Jake Suder vs. South Dakota, 9/9/17

Long Plays

Rush 93 yds., Mike McGee vs. Central Michigan, 11/21/87 (TD)
 Pass 96 yds., Mark Miller to Dave Dudley vs. San Diego State, 9/25/76 (TD)
 Interception 88 yds., Julius Livas vs. Miami, 10/23/71
 88 yds., Scott Frazier (Miami), 10/27/90 (TD)
 Punt Return 100 yds., Courtney Davis vs Kent, 10/12/96 (TD)
 Kickoff Return 97 yds., James Oliphant (UMass), 10/10/15 (TD)
 94 yds., Leon Weathersby vs. Western Michigan, 10/11/97 (TD)
 Fumble Return 100 yds., Caleb Biggers vs. Central Michigan, 19/19/19 (TD)
 Punt 81 yds., Cris Shale vs. Ohio, 10/6/90
 Field Goal 60 yds., Derek Schorejs vs. Toledo, 10/21/95

Most Points

By BG 72, vs. Ohio, 10/5/02
 By Opponent 66, Toledo, 11/15/17; Ohio, 11/19/19

In the event that a BGSU player does not hold a record, the top Falcon performance is also listed.

Top 15 Home Crowds

- 33,527 vs. Toledo, Oct. 8, 1983
- 31,007^ vs. N. Illinois, Oct. 25, 2003
- 29,724 vs. Toledo, Nov. 29, 2003
- 29,210 vs. Toledo, Oct. 2, 1993
- 28,110 vs. Toledo, Nov. 16, 1985
- 27,333 vs. Toledo, Oct. 19, 1991
- 26,860 vs. Toledo, Oct. 9, 1971
- 26,483 vs. Toledo, Nov. 23, 2001
- 25,616 vs. Miami, Nov. 15, 2006
- 25,057# vs. Akron, Sept. 30, 1989
- 25,000 vs. Akron, Sept. 28, 1985
- 24,631 vs. Miami, Oct. 29, 1994
- 24,409 vs. Miami, Sept. 24, 1983
- 24,194 vs. Miami, Oct. 25, 1975

first night game

^ ESPN's College Game Day

BGSU Doyt Perry Stadium Records

1966	3-1-0
1967	2-3-0
1968	4-1-0
1969	3-2-0
1970	2-2-1
1971	3-2-0
1972	3-1-0
1973	4-1-0
1974	4-1-0
1975	3-2-0
1976	3-3-0
1977	2-3-0
1978	2-3-0
1979	2-3-0
1980	2-3-0
1981	2-2-1
1982	5-0-0
1983	4-1-0
1984	5-0-0
1985	5-0-0
1986	4-1-0
1987	3-2-0
1988	2-2-0
1989	3-2-0
1990	1-1-2
1991	5-0-0
1992	5-0-0
1993	4-0-1
1994	4-1-0
1995	2-3-0
1996	3-2-0
1997	2-2-0
1998	4-1-0
1999	4-1-0
2000	1-4-0
2001	4-1-0
2002	6-0-0
2003	6-1-0
2004	5-0-0
2005	2-3-0
2006	2-2-0
2007	4-1-0
2008	1-4-0
2009	3-3
2010	1-4
2011	2-4
2012	4-1
2013	5-1
2014	4-2
2015	3-2
2016	3-3
2017	0-5
2018	1-5
2019	3-3
2020	0-2
Total	169-103-6, 619

Perry Stadium is named in honor of the man who led Bowling Green to a 77-11-5 record in his 10 years as the head coach of the Falcons. Doyt L. Perry was simply one of the greatest football coaches of his day. His .855 winning percentage over 10 seasons in the 1950s and 1960s remains one of the highest in football history. In fact, Perry is sixth all-time behind Bob Reade (Augustana), Knute Rockne (Notre Dame), Frank Leahy (Notre Dame), Larry Kehres (Mount Union) and Jeff Devaney (Trinity, Conn.) in winning percentage among coaches with at least 10 years of service on the collegiate level. Perry served as the BGSU athletic director for seven years (1965-71) after stepping down as football coach.



The football facility at BGSU was formally dedicated as Doyt L. Perry Stadium on Sept. 26, 1992. Present for the ceremony were (l-r) Perry's children D.L., Judy Perry McClain, David and Doyt's wife Loretta. They are joined by John Mahaney, former president of the Board of Trustees, former University President Paul J. Olscamp and former Athletic Director Jack Gregory.